

The Project Gutenberg eBook of Six Lectures on Light, by John Tyndall

This ebook is for the use of anyone anywhere in the United States and most other parts of the world at no cost and with almost no restrictions whatsoever. You may copy it, give it away or re-use it under the terms of the Project Gutenberg License included with this ebook or online at www.gutenberg.org. If you are not located in the United States, you'll have to check the laws of the country where you are located before using this eBook.

Title: Six Lectures on Light

Author: John Tyndall

Release date: November 10, 2004 [EBook #14000]

Most recently updated: December 18, 2020

Language: English

Credits: Produced by Clare Boothby, Stephen Schulze and the PG Online Distributed Proofreading Team.

*** START OF THE PROJECT GUTENBERG EBOOK SIX LECTURES ON LIGHT ***

SIX LECTURES ON LIGHT

DELIVERED IN THE UNITED STATES

IN

1872-1873

BY

JOHN TYNDALL, D.C.L., LL.D., F.R.S.

LATE PROFESSOR OF NATURAL PHILOSOPHY IN THE ROYAL INSTITUTION OF GREAT
BRITAIN



Thomas Young

London: Longmans & Co.

SIXTH IMPRESSION

LONGMANS, GREEN, AND CO.

39 PATERNOSTER ROW, LONDON

NEW YORK AND BOMBAY

1906

PREFACE TO THE FOURTH EDITION.

In these Lectures I have sought to render clear a difficult but profoundly interesting subject. My aim has been not only to describe and illustrate in a familiar manner the principal laws and phenomena of light, but to point out the origin, and show the application, of the theoretic conceptions which underlie and unite the whole, and without which no real interpretation is possible.

The Lectures, as stated on the title-page, were delivered in the United States in 1872-3. I still retain a vivid and grateful remembrance of the cordiality with which they were received.

My scope and object are briefly indicated in the 'Summary and Conclusion,' which, as recommended in a former edition, might be, not unfitly, read as an introduction to the volume.

J.T.

ALP LUSGEN: *October* 1885.

CONTENTS.

LECTURE I.

- Introductory
- Uses of Experiment
- Early Scientific Notions
- Sciences of Observation
- Knowledge of the Ancients regarding Light
- Defects of the Eye
- Our Instruments
- Rectilinear Propagation of Light
- Law of Incidence and Reflection
- Sterility of the Middle Ages
- Refraction
- Discovery of Snell
- Partial and Total Reflection
- Velocity of Light
- Roemer, Bradley, Foucault, and Fizeau
- Principle of Least Action
- Descartes and the Rainbow
- Newton's Experiments on the Composition of Solar Light
- His Mistake regarding Achromatism
- Synthesis of White Light
- Yellow and Blue Lights produce White by their Mixture
- Colours of Natural Bodies
- Absorption
- Mixture of Pigments contrasted with Mixture of Lights

LECTURE II.

- Origin of Physical Theories
- Scope of the Imagination
- Newton and the Emission Theory
- Verification of Physical Theories
- The Luminiferous Ether
- Wave-theory of Light
- Thomas Young
- Fresnel and Arago
- Conception of Wave-motion
- Interference of Waves
- Constitution of Sound-waves
- Analogies of Sound and Light
- Illustrations of Wave-motion
- Interference of Sound Waves
- Optical Illustrations
- Pitch and Colour
- Lengths of the Waves of Light and Rates of Vibration of the
- Ether-particles
- Interference of Light
- Phenomena which first suggested the Undulatory Theory
- Boyle and Hooke
- The Colours of thin Plates
- The Soap-bubble
- Newton's Rings
- Theory of 'Fits'
- Its Explanation of the Rings
- Overthrow of the Theory
- Diffraction of Light
- Colours produced by Diffraction
- Colours of Mother-of-Pearl.

LECTURE III.

- Relation of Theories to Experience
- Origin of the Notion of the Attraction of Gravitation
- Notion of Polarity, how generated
- Atomic Polarity
- Structural Arrangements due to Polarity
- Architecture of Crystals considered as an Introduction to their
- Action upon Light
- Notion of Atomic Polarity applied to Crystalline Structure
- Experimental Illustrations
- Crystallization of Water
- Expansion by Heat and by Cold
- Deportment of Water considered and explained
- Bearings of Crystallization on Optical Phenomena
- Refraction
- Double Refraction
- Polarization
- Action of Tourmaline
- Character of the Beams emergent from Iceland Spar
- Polarization by ordinary Refraction and Reflection
- Depolarization.

LECTURE IV.

- Chromatic Phenomena produced by Crystals in Polarized Light
- The Nicol Prism
- Polarizer and Analyzer
- Action of Thick and Thin Plates of Selenite
- Colours dependent on Thickness
- Resolution of Polarized Beam into two others by the Selenite
- One of them more retarded than the other
- Recompounding of the two Systems of Waves by the Analyzer
- Interference thus rendered possible
- Consequent Production of Colours
- Action of Bodies mechanically strained or pressed
- Action of Sonorous Vibrations
- Action of Glass strained or pressed by Heat
- Circular Polarization
- Chromatic Phenomena produced by Quartz
- The Magnetization of Light
- Rings surrounding the Axes of Crystals
- Biaxial and Uniaxial Crystals
- Grasp of the Undulatory Theory
- The Colour and Polarization of Sky-light
- Generation of Artificial Skies.

LECTURE V.

- Range of Vision not commensurate with Range of Radiation
- The Ultra-violet Rays
- Fluorescence
- The rendering of invisible Rays visible
- Vision not the only Sense appealed to by the Solar and Electric Beam
- Heat of Beam
- Combustion by Total Beam at the Foci of Mirrors and Lenses
- Combustion through Ice-lens
- Ignition of Diamond
- Search for the Rays here effective
- Sir William Herschel's Discovery of dark Solar Rays
- Invisible Rays the Basis of the Visible
- Detachment by a Ray-filter of the Invisible Rays from the Visible
- Combustion at Dark Foci
- Conversion of Heat-rays into Light-rays
- Calorescence
- Part played in Nature by Dark Rays
- Identity of Light and Radiant Heat
- Invisible Images
- Reflection, Refraction, Plane Polarization, Depolarization, Circular Polarization, Double Refraction, and Magnetization of Radiant Heat

LECTURE VI.

- Principles of Spectrum Analysis
- Prismatic Analysis of the Light of Incandescent Vapours
- Discontinuous Spectra
- Spectrum Bands proved by Bunsen and Kirchhoff to be characteristic of the Vapour
- Discovery of Rubidium, Cæsium, and Thallium
- Relation of Emission to Absorption
- The Lines of Fraunhofer
- Their Explanation by Kirchhoff
- Solar Chemistry involved in this Explanation
- Foucault's Experiment
- Principles of Absorption
- Analogy of Sound and Light
- Experimental Demonstration of this Analogy
- Recent Applications of the Spectroscope
- Summary and Conclusion

APPENDIX.

[On the Spectra of Polarized Light](#)

[Measurement of the Waves of Light](#)

INDEX.

INTRODUCTORY
 USES OF EXPERIMENT
 EARLY SCIENTIFIC NOTIONS
 SCIENCES OF OBSERVATION
 KNOWLEDGE OF THE ANCIENTS REGARDING LIGHT
 DEFECTS OF THE EYE
 OUR INSTRUMENTS
 RECTILINEAL PROPAGATION OF LIGHT
 LAW OF INCIDENCE AND REFLECTION
 STERILITY OF THE MIDDLE AGES
 REFRACTION
 DISCOVERY OF SNELL
 PARTIAL AND TOTAL REFLECTION
 VELOCITY OF LIGHT
 ROEMER, BRADLEY, FOUCAULT, AND FIZEAU
 PRINCIPLE OF LEAST ACTION
 DESCARTES AND THE RAINBOW
 NEWTON'S EXPERIMENTS ON THE COMPOSITION OF SOLAR LIGHT
 HIS MISTAKE AS REGARDS ACHROMATISM
 SYNTHESIS OF WHITE LIGHT
 YELLOW AND BLUE LIGHTS PRODUCE WHITE BY THEIR MIXTURE
 COLOURS OF NATURAL BODIES
 ABSORPTION
 MIXTURE OF PIGMENTS CONTRASTED WITH MIXTURE OF LIGHTS.

§ 1. Introduction.

[Pg 2] Some twelve years ago I published, in England, a little book entitled the 'Glaciers of the Alps,' and, a couple of years subsequently, a second book, entitled 'Heat a Mode of Motion.' These volumes were followed by others, written with equal plainness, and with a similar aim, that aim being to develop and deepen sympathy between science and the world outside of science. I agreed with thoughtful men^[1] who deemed it good for neither world to be isolated from the other, or unsympathetic towards the other, and, to lessen this isolation, at least in one department of science, I swerved, for a time, from those original researches which have been the real pursuit and pleasure of my life.

The works here referred to were, for the most part, republished by the Messrs. Appleton of New York,^[2] under the auspices of a man who is untiring in his efforts to diffuse sound scientific knowledge among the people of the United States; whose energy, ability, and single-mindedness, in the prosecution of an arduous task, have won for him the sympathy and support of many of us in 'the old country.' I allude to Professor Youmans. Quite as rapidly as in England, the aim of these works was understood and appreciated in the United States, and they brought me from this side of the Atlantic innumerable evidences of good-will. Year after year invitations reached me^[3] to visit America, and last year (1871) I was honoured with a request so cordial, signed by five-and-twenty names, so distinguished in science, in literature, and in administrative position, that I at once resolved to respond to it by braving not only the disquieting oscillations of the Atlantic, but the far more disquieting ordeal of appearing in person before the people of the United States.

[Pg 3] This invitation, conveyed to me by my accomplished friend Professor Lesley, of Philadelphia, and preceded by a letter of the same purport from your scientific Nestor, the celebrated Joseph Henry, of Washington, desired that I should lecture in some of the principal cities of the Union. This I agreed to do, though much in the dark as to a suitable subject. In answer to my inquiries, however, I was given to understand that a course of lectures, showing the uses of experiment in the cultivation of Natural Knowledge, would materially promote scientific education in this country. And though such lectures involved the selection of weighty and delicate instruments, and their transfer from place to place, I determined to meet the wishes of my friends, as far as the time and means at my disposal would allow.

§ 2. Subject of the Course. Source of Light employed.

Experiments have two great uses—a use in discovery, and a use in tuition. They were long ago defined as the investigator's language addressed to Nature, to which she sends intelligible replies. These replies, however, usually reach the questioner in whispers too feeble for the public ear. But after the investigator comes the teacher, whose function it is so to exalt and modify the experiments of his predecessor, as to render them fit for public presentation. This secondary function I shall endeavour, in the present instance, to fulfil.

[Pg 4] Taking a single department of natural philosophy as my subject, I propose, by means of it, to illustrate the growth of scientific knowledge under the guidance of experiment. I wish, in the first place, to make you acquainted with certain elementary phenomena; then to point out to you how the theoretical principles by which phenomena are explained take root in the human mind, and finally to apply these principles to the whole body of knowledge covered by the lectures. The science of optics lends itself particularly well to this mode of treatment, and on it, therefore, I propose to draw for the materials of the present course. It will be best to begin with the few simple facts regarding light which were known to the ancients, and to pass from them, in historic gradation, to the more abstruse discoveries of modern times.

All our notions of Nature, however exalted or however grotesque, have their foundation in experience. The notion of personal volition in Nature had this basis. In the fury and the serenity of natural phenomena the savage saw the transcript of his own varying moods, and he accordingly ascribed these phenomena to beings of like passions with himself, but vastly transcending him in power. Thus the notion of *causality*—the assumption that natural things did not come of themselves, but had unseen antecedents—lay at the root of even the savage's interpretation of Nature. Out of this bias of the human mind to seek for the causes of phenomena all science has sprung.

[Pg 5] We will not now go back to man's first intellectual gropings; much less shall we enter upon the thorny discussion as to how the groping man arose. We will take him at that stage of his development, when he became possessed of the apparatus of thought and the power of using it. For a time—and that historically a long one—he was limited to mere observation, accepting what Nature offered, and confining intellectual action to it alone. The apparent motions of sun and stars first drew towards them the questionings of the intellect, and accordingly astronomy was the first science developed. Slowly, and with difficulty, the notion of natural forces took root in the human mind. Slowly, and with difficulty, the science of mechanics had to grow out of this notion; and slowly at last came the full application of mechanical principles to the motions of the heavenly bodies. We trace the progress of astronomy through Hipparchus and Ptolemy; and, after a long halt, through Copernicus, Galileo, Tycho Brahe, and Kepler; while from the high table-land of thought occupied by these men, Newton shoots upwards like a peak, overlooking all others from his dominant elevation.

But other objects than the motions of the stars attracted the attention of the ancient world. Light was a familiar phenomenon, and from the earliest times we find men's minds busy with the attempt to render some account of it. But without *experiment*, which belongs to a later stage of scientific development, little progress could be here made. The ancients, accordingly, were far less successful in dealing with light than in dealing with solar and stellar motions. Still they did make some progress. They satisfied themselves that light moved in straight lines; they knew also that light was reflected from polished surfaces, and that the angle of incidence was equal to the angle of reflection. These two results of ancient scientific curiosity constitute the starting-point of our present course of lectures.

[Pg 6] But in the first place it will be useful to say a few words regarding the source of light to be employed in our experiments. The rusting of iron is, to all intents and purposes, the slow burning of iron. It develops heat, and, if the heat be preserved, a high temperature may be thus attained. The destruction of the first Atlantic cable was probably due to heat developed in this way. Other metals are still more combustible than iron. You may ignite strips of zinc in a candle flame, and cause them to burn almost like strips of paper. But we must now expand our definition of combustion, and include under this term, not only combustion in air, but also combustion in liquids. Water, for example, contains a store of oxygen, which may unite with, and consume, a metal immersed in it; it is from this kind of combustion that we are to derive the heat and light employed in our present course.

The generation of this light and of this heat merits a moment's attention. Before you is an instrument—a small voltaic battery—in which zinc is immersed in a suitable liquid. An attractive force is at this moment exerted between the metal and the oxygen of the liquid; actual combination, however, being in the first instance avoided. Uniting the two ends of the battery by a thick wire, the attraction is satisfied, the oxygen unites with the metal, zinc is consumed, and heat, as usual, is the result of the combustion. A power which, for want of a better name, we call an electric current, passes at the same time through the wire.

[Pg 7] Cutting the thick wire in two, let the severed ends be united by a thin one. It glows with a white heat. Whence comes that heat? The question is well worthy of an answer. Suppose in the first instance, when the thick wire is employed, that we permit the action to continue until 100 grains of zinc are consumed, the amount of heat generated in the battery would be capable of accurate numerical expression. Let the action then continue, with the thin wire glowing, until 100 grains of zinc are consumed. Will the amount of heat generated in the battery be the same as before? No; it will be less by the precise amount generated in the thin wire outside the battery. In fact, by adding the internal heat to the external, we obtain for the combustion of 100 grains of zinc a total which never varies. We have here a beautiful example of that law of constancy as regards natural energies, the establishment of which is the greatest achievement of modern science. By this arrangement, then, we are able to burn our zinc at one place, and to exhibit the effects of its combustion at another. In New York, for example, we may have our grate and fuel; but the heat and light of our fire may be made to appear at San Francisco.




Fig. 1.

[Pg 8] Removing the thin wire and attaching to the severed ends of the thick one two rods of coke we obtain, on bringing the rods together (as in fig. 1), a small star of light. Now, the light to be employed in our lectures is a simple exaggeration of this star. Instead of being produced by ten cells, it is produced by fifty. Placed in a suitable camera, provided with a suitable lens, this powerful source will give us all the light necessary for our experiments.

[Pg 9] And here, in passing, I am reminded of the common delusion that the works of Nature, the human eye included, are theoretically perfect. The eye has grown for ages *towards* perfection; but ages of perfecting may be still before it. Looking at the dazzling light from our large battery, I see a luminous globe, but entirely fail to see the shape of the coke-points whence the light issues. The cause may be thus made clear: On the screen before you is projected an image of the carbon points, the *whole* of the glass lens in front of the camera being employed to form the image. It is not sharp, but surrounded by a halo which nearly obliterates the carbons. This arises from an imperfection of the glass lens, called its *spherical aberration*, which is due to the fact that the circumferential and central rays have not the same focus. The human eye labours under a similar defect, and from this, and other causes, it arises that when the naked light from fifty cells is looked at the blur of light upon the retina is sufficient to destroy the definition of the retinal image of the carbons. A long list of indictments might indeed be brought against the eye—its opacity, its want of symmetry, its lack of achromatism, its partial blindness. All these taken together caused Helmholtz to say that, if any optician sent him an instrument so defective, he would be justified in sending it back with the severest censure. But the eye is not to be judged from the standpoint of theory. It is not perfect, but is on its way to perfection. As a practical instrument, and taking the adjustments by which its defects are neutralized into account, it must ever remain a marvel to the reflecting mind.

§ 3. Rectilinear Propagation of Light. Elementary Experiments. Law of Reflection.

The ancients were aware of the rectilinear propagation of light. They knew that an opaque body, placed between the eye and a point of light, intercepted the light of the point. Possibly the terms 'ray' and 'beam' may have been suggested by those straight spokes of light which, in certain states of the atmosphere, dart from the sun at his rising and his setting. The rectilinear propagation of light may be illustrated by permitting the solar light to enter, through a small aperture in a window-shutter, a dark room in which a little smoke has been diffused. In pure *air* you cannot see the beam, but in smoky air you can, because the light, which passes unseen through the air, is scattered and revealed by the smoke particles, among which the beam pursues a straight course.

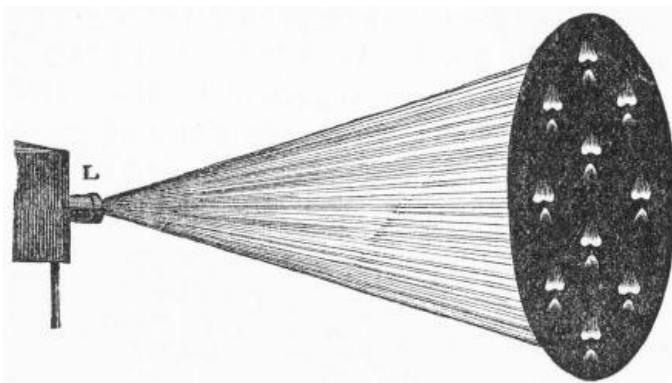


Fig. 2.

The following instructive experiment depends on the rectilinear propagation of light. Make a small hole in a closed window-shutter, before which stands a house or a tree, and place within the darkened room a white screen at some distance from the orifice. Every straight ray proceeding from the house, or tree, stamps its colour upon the screen, and the sum of all the rays will, therefore, be an image of the object. But, as the rays cross each other at the orifice, the image is inverted. At present we may illustrate and expand the subject thus: In front of our camera is a large opening (L, fig. 2), from which the lens has been removed, and which is closed at present by a sheet

of tin-foil. Pricking by means of a common sewing-needle a small aperture in the tin-foil, an inverted image of the carbon-points starts forth upon the screen. A dozen apertures will give a

dozen images, a hundred a hundred, a thousand a thousand. But, as the apertures come closer to each other, that is to say, as the tin-foil between the apertures vanishes, the images overlap more and more. Removing the tin-foil altogether, the screen becomes uniformly illuminated. Hence the light upon the screen may be regarded as the overlapping of innumerable images of the carbon-points. In like manner the light upon every white wall, on a cloudless day, may be regarded as produced by the superposition of innumerable images of the sun.

The law that the angle of incidence is equal to the angle of reflection has a bearing upon theory, to be subsequently mentioned, which renders its simple illustration here desirable. A straight lath (pointing to the figure 5 on the arc in fig. 3) is fixed as an index perpendicular to a small looking-glass (M), capable of rotation. We begin by receiving a beam of light upon the glass which is reflected back along the line of its incidence. The index being then turned, the mirror turns with it, and at each side of the index the incident and the reflected beams (L o, o R) track themselves through the dust of the room. The mere inspection of the two angles enclosed between the index and the two beams suffices to show their equality; while if the graduated arc be consulted, the arc from 5 to *m* is found accurately equal to the arc from 5 to *n*. The complete expression of the law of reflection is, not only that the angles of incidence and reflection are equal, but that the incident and reflected rays always lie in a plane perpendicular to the reflecting surface.

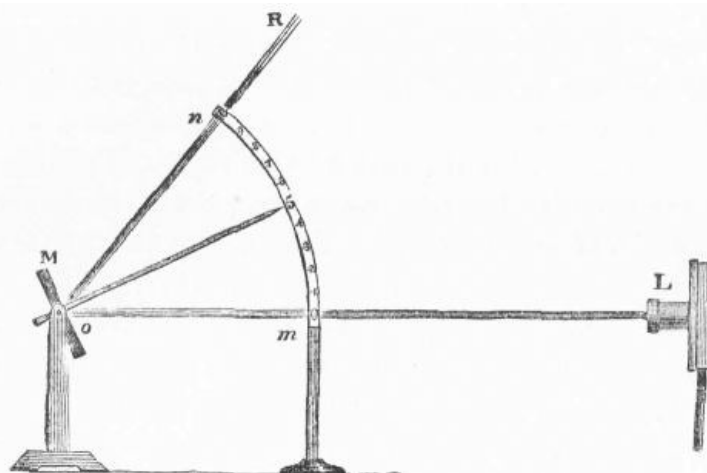


Fig. 3.

This simple apparatus enables us to illustrate another law of great practical importance, namely, that when a mirror rotates, the angular velocity of a beam reflected from it is twice that of the reflecting mirror. A simple experiment will make this plain. The arc (*m n*, fig. 3) before you is divided into ten equal parts, and when the incident beam and the index cross the zero of the graduation, both the incident and reflected beams are horizontal. Moving the index of the mirror to 1, the reflected beam cuts the arc at 2; moving the index to 2, the arc is cut at 4; moving the index to 3, the arc is cut at 6; moving the index at 4, the arc is cut at 8; finally, moving the index to 5, the arc is cut at 10 (as in the figure). In every case the reflected beam moves through twice the angle passed over by the mirror.

One of the principal problems of science is to help the senses of man, by carrying them into regions which could never be attained without that help. Thus we arm the eye with the telescope when we want to sound the depths of space, and with the microscope when we want to explore motion and structure in their infinitesimal dimensions. Now, this law of angular reflection, coupled with the fact that a beam of light possesses no weight, gives us the means of magnifying small motions to an extraordinary degree. Thus, by attaching mirrors to his suspended magnets, and by watching the images of divided scales reflected from the mirrors, the celebrated Gauss was able to detect the slightest thrill of variation on the part of the earth's magnetic force. By a similar arrangement the feeble attractions and repulsions of the diamagnetic force have been made manifest. The minute elongation of a bar of metal, by the mere warmth of the hand, may be so magnified by this method, as to cause the index-beam to move through 20 or 30 feet. The lengthening of a bar of iron when it is magnetized may be also thus demonstrated. Helmholtz long ago employed this method of rendering evident to his students the classical experiments of Du Bois Raymond on animal electricity; while in Sir William Thomson's reflecting galvanometer the principle receives one of its latest and most important applications.

§ 4. The Refraction of Light. Total Reflection.

For more than a thousand years no step was taken in optics beyond this law of reflection. The men of the Middle Ages, in fact, endeavoured, on the one hand, to develop the laws of the universe *à priori* out of their own consciousness, while many of them were so occupied with the concerns of a future world that they looked with a lofty scorn on all things pertaining to this one. Speaking of the natural philosophers of his time, Eusebius says, 'It is not through ignorance of the things admired by them, but through contempt of their useless labour, that we think little of these matters, turning our souls to the exercise of better things.' So also Lactantius—'To search for the causes of things; to inquire whether the sun be as large as he seems; whether the moon is convex or concave; whether the stars are fixed in the sky, or float freely in the air; of what size and of what material are the heavens; whether they be at rest or in motion; what is the magnitude of the earth; on what foundations is it suspended or balanced;—to dispute and conjecture upon such matters is just as if we chose to discuss what we think of a city in a remote country, of which we never heard but the name.'

As regards the refraction of light, the course of real inquiry was resumed in 1100 by an Arabian philosopher named Alhazen. Then it was taken up in succession by Roger Bacon, Vitellio, and

Kepler. One of the most important occupations of science is the determination, by precise measurements, of the quantitative relations of phenomena; the value of such measurements depending greatly upon the skill and conscientiousness of the man who makes them. Vitellio appears to have been both skilful and conscientious, while Kepler's habit was to rummage through the observations of his predecessors, to look at them in all lights, and thus distil from them the principles which united them. He had done this with the astronomical measurements of Tycho Brahe, and had extracted from them the celebrated 'laws of Kepler.' He did it also with Vitellio's measurements of refraction. But in this case he was not successful. The principle, though a simple one, escaped him, and it was first discovered by Willebrord Snell, about the year 1621.

[Pg 15] Less with the view of dwelling upon the phenomenon itself than of introducing it in a form which will render subsequently intelligible to you the play of theoretic thought in Newton's mind, the fact of refraction may be here demonstrated. I will not do this by drawing the course of the beam with chalk on a black board, but by causing it to mark its own white track before you. A shallow circular vessel (RIG, fig. 4), half filled with water, rendered slightly turbid by the admixture of a little milk, or the precipitation of a little mastic, is placed with its glass front vertical. By means of a small plane reflector (M), and through a slit (I) in the hoop surrounding the vessel, a beam of light is admitted in any required direction. It impinges upon the water (at O), enters it, and tracks itself through the liquid in a sharp bright band (O G). Meanwhile the beam passes unseen through the air above the water, for the air is not competent to scatter the light. A puff of smoke into this space at once reveals the track of the incident-beam. If the incidence be vertical, the beam is unrefracted. If oblique, its refraction at the common surface of air and water (at O) is rendered clearly visible. It is also seen that *reflection* (along O R) accompanies refraction, the beam dividing itself at the point of incidence into a refracted and a reflected portion.^[4]

[Pg 16] The law by which Snell connected together all the measurements executed up to his time, is this: Let A B C D (fig. 5) represent the outline of our circular vessel, A C being the water-line. When the beam is incident along B E, which is perpendicular to A C, there is no refraction. When it is incident along m E, there is refraction: it is bent at E and strikes the circle at n . When it is incident along m' E there is also refraction at E, the beam striking the point n' . From the ends of the two incident beams, let the perpendiculars m o, m' o' be drawn upon B D, and from the ends of the refracted beams let the perpendiculars p n, p' n' be also drawn. Measure the lengths of o m and of p n, and divide the one by the other. You obtain a certain quotient. In like manner divide m' o' by the corresponding perpendicular p' n'; you obtain precisely the same quotient. Snell, in fact, found this quotient to be a *constant quantity* for each particular substance, though it varied in amount from one substance to another. He called the quotient the *index of refraction*.

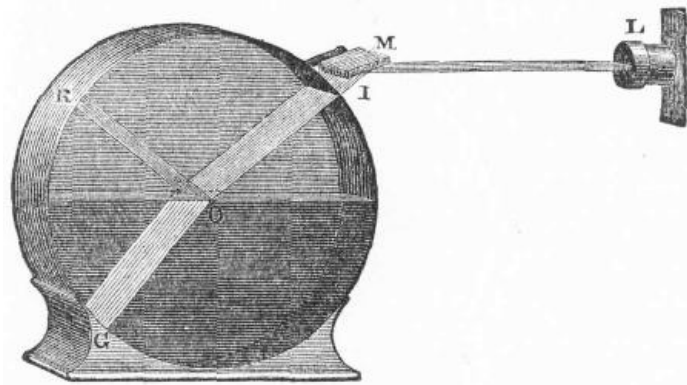


Fig. 4.

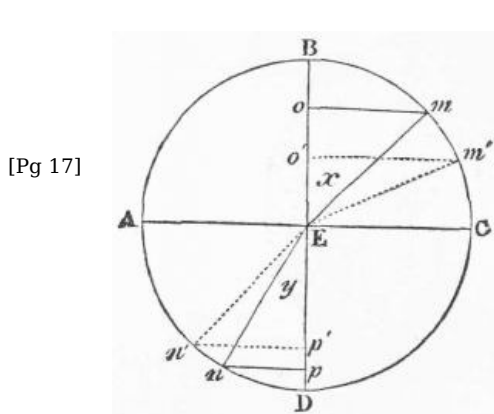


Fig. 5

In all cases where the light is incident from air upon the surface of a solid or a liquid, or, to speak more generally, when the incidence is from a less highly refracting to a more highly refracting medium, the reflection is *partial*. In this case the most powerfully reflecting substances either transmit or absorb a portion of the incident light. At a perpendicular incidence water reflects only 18 rays out of every 1,000; glass reflects only 25 rays, while mercury reflects 666. When the rays strike the surface obliquely the reflection is augmented. At an incidence of 40°, for example, water reflects 22 rays, at 60° it reflects 65 rays, at 80° 333 rays; while at an incidence of 89½°, where the light almost grazes the surface, it reflects 721 rays out of every 1,000. Thus, as the obliquity increases, the reflection from water approaches, and finally quite overtakes, the perpendicular reflection from mercury; but at no incidence, however great, when the incidence is from air, is the reflection from water, mercury, or any other substance, *total*.

Still, total reflection may occur, and with a view to understanding its subsequent application in the Nicol's prism, it is necessary to state when it occurs. This leads me to the enunciation of a principle which underlies all optical phenomena—the principle of reversibility.^[5] In the case of refraction, for instance, when the ray passes obliquely from air into water, it is bent *towards* the perpendicular; when it passes from water to air, it is bent *from* the perpendicular, and accurately reverses its course. Thus in fig. 5, if m E n be the track of a ray in passing from air into water, n E m will be its track in passing from water into air. Let us push this principle to its consequences. Supposing the light, instead of being incident along m E or m' E, were incident as close as

possible along C E (fig. 6); suppose, in other words, that it just grazes the surface before entering the water. After refraction it will pursue say the course E n' . Conversely, if the light start from n' , and be incident at E, it will, on escaping into the air, just graze the surface of the water. The question now arises, what will occur supposing the ray from the water to follow the course n'' E, which lies beyond n' E? The answer is, it will not quit the water at all, but will be *totally* reflected (along E x). At the under surface of the water, moreover, the law is just the same as at its upper surface, the angle of incidence (D E n'') being equal to the angle of reflection (D E x).

Total reflection may be thus simply illustrated:—Place a shilling in a drinking-glass, and tilt the glass so that the light from the shilling shall fall with the necessary obliquity upon the water surface above it. Look upwards through the water towards that surface, and you see the image of the shilling shining there as brightly as the shilling itself. Thrust the closed end of an empty test-tube into water, and incline the tube. When the inclination is sufficient, horizontal light falling upon the tube cannot enter the air within it, but is totally reflected upward: when looked down upon, such a tube looks quite as bright as burnished silver. Pour a little water into the tube; as the liquid rises, total reflection is abolished, and with it the lustre, leaving a gradually diminishing shining zone, which disappears wholly when the level of the water within the tube reaches that without it. Any glass tube, with its end stopped water-tight, will produce this effect, which is both beautiful and instructive.

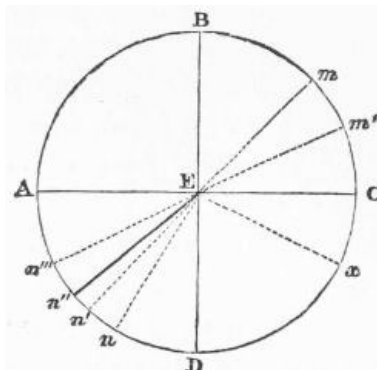


Fig. 6

Total reflection never occurs except in the attempted passage of a ray from a more refracting to a less refracting medium; but in this case, when the obliquity is sufficient, it always occurs. The mirage of the desert, and other phantasmal appearances in the atmosphere, are in part due to it. When, for example, the sun heats an expanse of sand, the layer of air in contact with the sand becomes lighter and less refracting than the air above it: consequently, the rays from a distant object, striking very obliquely on the surface of the heated stratum, are sometimes totally reflected upwards, thus producing images similar to those produced by water. I have seen the image of a rock called Mont Tombeline distinctly reflected from the heated air of the strand of Normandy near Avranches; and by such delusive appearances the thirsty soldiers of the French army in Egypt were greatly tantalised.

The angle which marks the limit beyond which total reflection takes place is called the *limiting angle* (it is marked in fig. 6 by the strong line E n'). It must evidently diminish as the refractive index increases. For water it is $48\frac{1}{2}^\circ$, for flint glass $38^\circ 41'$, and for diamond $23^\circ 42'$. Thus all the light incident from two complete quadrants, or 180° , in the case of diamond, is condensed into an angular space of $47^\circ 22'$ (twice $23^\circ 42'$) by refraction. Coupled with its great refraction, are the great dispersive and great reflective powers of diamond; hence the extraordinary radiance of the gem, both as regards white light and prismatic light.

§ 5. *Velocity of Light. Aberration. Principle of least Action.*

In 1676 a great impulse was given to optics by astronomy. In that year Olav Roemer, a learned Dane, was engaged at the Observatory of Paris in observing the eclipses of Jupiter's moons. The planet, whose distance from the sun is 475,693,000 miles, has four satellites. We are now only concerned with the one nearest to the planet. Roemer watched this moon, saw it move round the planet, plunge into Jupiter's shadow, behaving like a lamp suddenly extinguished: then at the other edge of the shadow he saw it reappear, like a lamp suddenly lighted. The moon thus acted the part of a signal light to the astronomer, and enabled him to tell exactly its time of revolution. The period between two successive lightings up of the lunar lamp he found to be 42 hours, 28 minutes, and 35 seconds.

This measurement of time was so accurate, that having determined the moment when the moon emerged from the shadow, the moment of its hundredth appearance could also be determined. In fact, it would be 100 times 42 hours, 28 minutes, 35 seconds, after the first observation.

Roemer's first observation was made when the earth was in the part of its orbit nearest Jupiter. About six months afterwards, the earth being then at the opposite side of its orbit, when the little moon ought to have made its hundredth appearance, it was found unpunctual, being fully 15 minutes behind its calculated time. Its appearance, moreover, had been growing gradually later, as the earth retreated towards the part of its orbit most distant from Jupiter. Roemer reasoned thus: 'Had I been able to remain at the other side of the earth's orbit, the moon might have appeared always at the proper instant; an observer placed there would probably have seen the moon 15 minutes ago, the retardation in my case being due to the fact that the light requires 15 minutes to travel from the place where my first observation was made to my present position.'

This flash of genius was immediately succeeded by another. 'If this surmise be correct,' Roemer reasoned, 'then as I approach Jupiter along the other side of the earth's orbit, the retardation ought to become gradually less, and when I reach the place of my first observation, there ought to be no retardation at all.' He found this to be the case, and thus not only proved that light required time to pass through space, but also determined its rate of propagation.

The velocity of light, as determined by Roemer, is 192,500 miles in a second.

[Pg 22]

For a time, however, the observations and reasonings of Roemer failed to produce conviction. They were doubted by Cassini, Fontenelle, and Hooke. Subsequently came the unexpected corroboration of Roemer by the English astronomer, Bradley, who noticed that the fixed stars did not really appear to be fixed, but that they describe little orbits in the heavens every year. The result perplexed him, but Bradley had a mind open to suggestion, and capable of seeing, in the smallest fact, a picture of the largest. He was one day upon the Thames in a boat, and noticed that as long as his course remained unchanged, the vane upon his masthead showed the wind to be blowing constantly in the same direction, but that the wind appeared to vary with every change in the direction of his boat. 'Here,' as Whewell says, 'was the image of his case. The boat was the earth, moving in its orbit, and the wind was the light of a star.'

[Pg 23]

We may ask, in passing, what, without the faculty which formed the 'image,' would Bradley's wind and vane have been to him? A wind and vane, and nothing more. You will immediately understand the meaning of Bradley's discovery. Imagine yourself in a motionless railway-train, with a shower of rain descending vertically downwards. The moment the train begins to move, the rain-drops begin to slant, and the quicker the motion of the train the greater is the obliquity. In a precisely similar manner the rays from a star, vertically overhead, are caused to slant by the motion of the earth through space. Knowing the speed of the train, and the obliquity of the falling rain, the velocity of the drops may be calculated; and knowing the speed of the earth in her orbit, and the obliquity of the rays due to this cause, we can calculate just as easily the velocity of light. Bradley did this, and the 'aberration of light,' as his discovery is called, enabled him to assign to it a velocity almost identical with that deduced by Roemer from a totally different method of observation. Subsequently Fizeau, and quite recently Cornu, employing not planetary or stellar distances, but simply the breadth of the city of Paris, determined the velocity of light: while Foucault—a man of the rarest mechanical genius—solved the problem without quitting his private room. Owing to an error in the determination of the earth's distance from the sun, the velocity assigned to light by both Roemer and Bradley is too great. With a close approximation to accuracy it may be regarded as 186,000 miles a second.

[Pg 24]

By Roemer's discovery, the notion entertained by Descartes, and espoused by Hooke, that light is propagated instantly through space, was overthrown. But the establishment of its motion through stellar space led to speculations regarding its velocity in transparent terrestrial substances. The 'index of refraction' of a ray passing from air into water is $4/3$. Newton assumed these numbers to mean that the velocity of light in water being 4, its velocity in air is 3; and he deduced the phenomena of refraction from this assumption. Huyghens took the opposite and truer view. According to this great man, the velocity of light in water being 3, its velocity in air is 4; but both in Newton's time and ours the same great principle determined, and determines, the course of light in all cases. In passing from point to point, whatever be the media in its path, or however it may be refracted or reflected, light takes the course which occupies *least time*. Thus in fig. 4, taking its velocity in air and in water into account, the light reaches G from I more rapidly by travelling first to O, and there changing its course, than if it proceeded straight from I to G. This is readily comprehended, because, in the latter case, it would pursue a greater distance through the water, which is the more retarding medium.

§ 6. *Descartes' Explanation of the Rainbow.*

Snell's law of refraction is one of the corner-stones of optical science, and its applications to-day are million-fold. Immediately after its discovery Descartes applied it to the explanation of the rainbow. A beam of solar light falling obliquely upon a rain-drop is refracted on entering the drop. It is in part reflected at the back of the drop, and on emerging it is again refracted. By these two refractions, and this single reflection, the light is sent to the eye of an observer facing the drop, and with his back to the sun.

Conceive a line drawn from the sun, through the back of his head, to the observer's eye and prolonged beyond it. Conceive a second line drawn from the shower to the eye, and enclosing an angle of $42\frac{1}{2}^\circ$ with the line drawn from the sun. Along this second line a rain-drop when struck by a sunbeam will send red light to the eye. Every other drop similarly situated, that is, every drop at an angular distance of $42\frac{1}{2}^\circ$ from the line through the sun and eye, will do the same. A circular band of red light is thus formed, which may be regarded as the boundary of the base of a cone, with its apex at the observer's eye. Because of the magnitude of the sun, the angular width of this red band will be half a degree.

[Pg 25]

From the eye of the observer conceive another line to be drawn, enclosing an angle, not of $42\frac{1}{2}^\circ$, but of $40\frac{1}{2}^\circ$, with the prolongation of the line drawn from the sun. Along this other line a rain-drop, at its remote end, when struck by a solar beam, will send violet light to the eye. All drops at the same angular distance will do the same, and we shall therefore obtain a band of violet light of the same width as the red band. These two bands constitute the limiting colours of the rainbow, and between them the bands corresponding to the other colours lie.

Thus the line drawn from the eye to the *middle* of the bow, and the line drawn through the eye to the sun, always enclose an angle of about 41° . To account for this was the great difficulty, which remained unsolved up to the time of Descartes.

Taking a pen in hand, and calculating by means of Snell's law the track of every ray through a raindrop, Descartes found that, at one particular angle, the rays, reflected at its back, emerged from the drop *almost parallel to each other*. They were thus enabled to preserve their intensity through long atmospheric distances. At all other angles the rays quitted the drop *divergent*, and

through this divergence became so enfeebled as to be practically lost to the eye. The angle of parallelism here referred to was that of forty-one degrees, which observation had proved to be invariably associated with the rainbow.

[Pg 26] From what has been said, it is clear that two observers standing beside each other, or one above the other, nay, that even the two eyes of the same observer, do not see exactly the same bow. The position of the base of the cone changes with that of its apex. And here we have no difficulty in answering a question often asked—namely, whether a rainbow is ever seen reflected in water. Seeing two bows, the one in the heavens, the other in the water, you might be disposed to infer that the one bears the same relation to the other that a tree upon the water's edge bears to its reflected image. The rays, however, which reach an observer's eye after reflection from the water, and which form a bow in the water, would, were their course from the shower uninterrupted, converge to a point vertically under the observer, and as far below the level of the water as his eye is above it. But under no circumstances could an eye above the water-level and one below it see the same bow—in other words, the self-same drops of rain cannot form the reflected bow and the bow seen directly in the heavens. The reflected bow, therefore, is not, in the usual optical sense of the term, the *image* of the bow seen in the sky.

§ 7. Analysis and Synthesis of Light. Doctrine of Colours.

[Pg 27] In the rainbow a new phenomenon was introduced—the phenomenon of colour. And here we arrive at one of those points in the history of science, when great men's labours so intermingle that it is difficult to assign to each worker his precise meed of honour. Descartes was at the threshold of the discovery of the composition of solar light; but for Newton was reserved the enunciation of the true law. He went to work in this way: Through the closed window-shutter of a room he pierced an orifice, and allowed a thin sunbeam to pass through it. The beam stamped a round white image of the sun on the opposite wall of the room. In the path of this beam Newton placed a prism, expecting to see the beam refracted, but also expecting to see the image of the sun, after refraction, still round. To his astonishment, it was drawn out to an image with a length five times its breadth. It was, moreover, no longer white, but divided into bands of different colours. Newton saw immediately that solar light was *composite*, not simple. His elongated image revealed to him the fact that some constituents of the light were more deflected by the prism than others, and he concluded, therefore, that white light was a mixture of lights of different colours, possessing different degrees of refrangibility.

Let us reproduce this celebrated experiment. On the screen is now stamped a luminous disk, which may stand for Newton's image of the sun. Causing the beam (from the aperture L, fig. 7) which produces the disk to pass through a lens (E), we form a sharp image of the aperture. Placing in the track of the beam a prism (P), we obtain Newton's coloured image, with its red and violet ends, which he called a *spectrum*. Newton divided the spectrum into seven parts—red, orange, yellow, green, blue, indigo, violet; which are commonly called the seven primary or prismatic colours. The drawing out of the white light into its constituent colours is called *dispersion*.

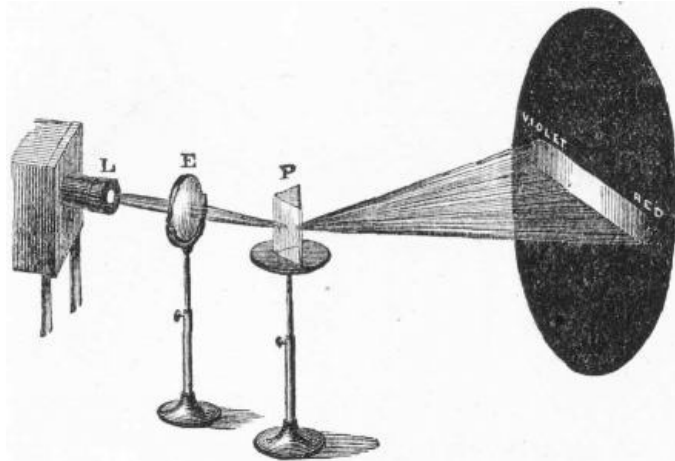


Fig. 7.

[Pg 28] This was the first *analysis* of solar light by Newton; but the scientific mind is fond of verification, and never neglects it where it is possible. Newton completed his proof by *synthesis* in this way: The spectrum now before you is produced by a glass prism. Causing the decomposed beam to pass through a second similar prism, but so placed that the colours are refracted back and reblended, the perfectly white luminous disk is restored.

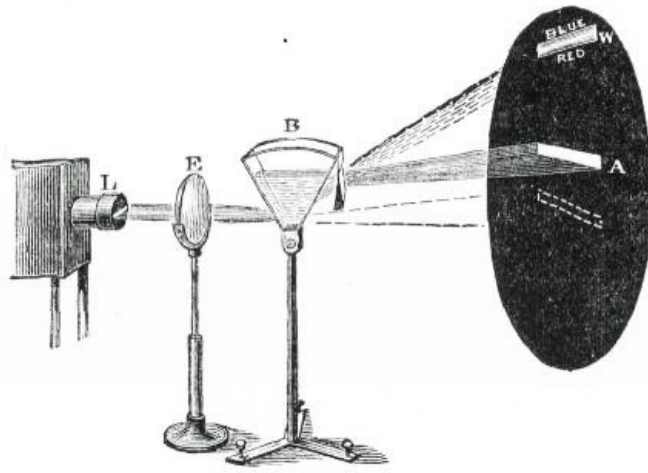


Fig. 8.

[Pg 29]

In this case, refraction and dispersion are simultaneously abolished. Are they always so? Can we have the one without the other? It was Newton's conclusion that we could not. Here he erred, and his error, which he maintained to the end of his life, retarded the progress of optical discovery. Dollond subsequently proved that by combining two different kinds of glass, the colours can be extinguished, still leaving a residue of refraction, and he employed this residue in the construction of achromatic lenses—lenses yielding no colour—which Newton thought an impossibility. By setting a water-prism—water contained in a wedge-shaped vessel with glass sides (B, fig. 8)—in opposition to a wedge of glass (to the right of B), this point can be illustrated before you. We have first of all the position (dotted) of the unrefracted beam marked upon the screen; then we produce the narrow water-spectrum (W); finally, by introducing a flint-glass prism, we refract the beam back, until the colour disappears (at A). The image of the slit is now *white*; but though the dispersion is abolished, there remains a very sensible amount of refraction.

This is the place to illustrate another point bearing upon the instrumental means employed in these lectures. Bodies differ widely from each other as to their powers of refraction and dispersion. Note the position of the water-spectrum upon the screen. Altering in no particular the wedge-shaped vessel, but simply substituting for the water the transparent bisulphide of carbon, you notice how much higher the beam is thrown, and how much richer is the display of colour. To augment the size of our spectrum we here employ (at L) a slit, instead of a circular aperture.^[6]

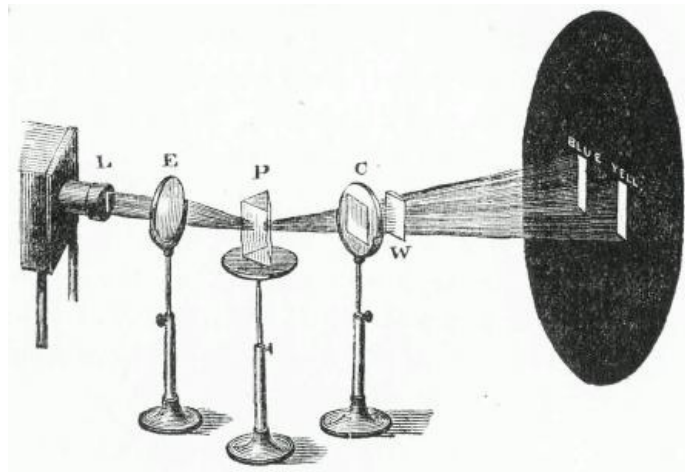


Fig. 9.

[Pg 30]

The synthesis of white light may be effected in three ways, all of which are worthy of attention: Here, in the first instance, we have a rich spectrum produced by the decomposition of the beam (from L, fig. 9). One face of the prism (P) is protected by a diaphragm (not shown in the figure), with a longitudinal slit, through which the beam passes into the prism. It emerges decomposed at the other side. I permit the colours to pass through a cylindrical lens (C), which so squeezes them together as to produce upon the screen a sharply defined rectangular image of the longitudinal slit. In that image the colours are reblended, and it is perfectly white. Between the prism and the cylindrical lens may be seen the colours, tracking themselves through the dust of the room. Cutting off the more refrangible fringe by a card, the rectangle is seen red: cutting off the less refrangible fringe, the rectangle is seen blue. By means of a thin glass prism (W), I deflect one

[Pg 31]

portion of the colours, and leave the residual portion. On the screen are now two coloured rectangles produced in this way. These are *complementary* colours—colours which, by their union, produce white. Note, that by judicious management, one of these colours is rendered *yellow*, and the other *blue*. I withdraw the thin prism; yellow and blue immediately commingle, and we have *white* as the result of their union. On our way, then, we remove the fallacy, first exposed by Wünsch, and afterwards independently by Helmholtz, that the mixture of blue and yellow lights produces green.

Restoring the circular aperture, we obtain once more a spectrum like that of Newton. By means

of a lens, we can gather up these colours, and build them together, not to an image of the aperture, but to an image of the carbon-points themselves.

Finally, by means of a rotating disk, on which are spread in sectors the colours of the spectrum, we blend together the prismatic colours in the eye itself, and thus produce the impression of whiteness.

[Pg 32] Having unravelled the interwoven constituents of white light, we have next to inquire, What part the constitution so revealed enables this agent to play in Nature? To it we owe all the phenomena of colour, and yet not to it alone; for there must be a certain relationship between the ultimate particles of natural bodies and white light, to enable them to extract from it the luxury of colour. But the function of natural bodies is here *selective*, not *creative*. There is no colour *generated* by any natural body whatever. Natural bodies have showered upon them, in the white light of the sun, the sum total of all possible colours; and their action is limited to the sifting of that total—the appropriating or absorbing of some of its constituents, and the rejecting of others. It will fix this subject in your minds if I say, that it is the portion of light which they reject, and not that which they appropriate or absorb, that gives bodies their colours.

Let us begin our experimental inquiries here by asking, What is the meaning of blackness? Pass a black ribbon through the colours of the spectrum; it quenches all of them. The meaning of blackness is thus revealed—it is the result of the absorption of all the constituents of solar light. Pass a red ribbon through the spectrum. In the red light the ribbon is a vivid red. Why? Because the light that enters the ribbon is not quenched or absorbed, but in great part sent back to the eye. Place the same ribbon in the green of the spectrum; it is black as jet. It absorbs the green light, and renders the space on which that light falls a space of intense darkness. Place a green ribbon in the green of the spectrum. It shines vividly with its proper colour; transfer it to the red, it is black as jet. Here it absorbs all the light that falls upon it, and offers mere darkness to the eye.

[Pg 33] Thus, when white light is employed, the red sifts it by quenching the green, and the green sifts it by quenching the red, both exhibiting the residual colour. The process through which natural bodies acquire their colours is therefore a *negative* one. The colours are produced by subtraction, not by addition. This red glass is red because it destroys all the more refrangible rays of the spectrum. This blue liquid is blue because it destroys all the less refrangible rays. Both together are opaque because the light transmitted by the one is quenched by the other. In this way, by the union of two transparent substances, we obtain a combination as dark as pitch to solar light. This other liquid, finally, is purple because it destroys the green and the yellow, and allows the terminal colours of the spectrum to pass unimpeded. From the blending of the blue and the red this gorgeous purple is produced.

One step further for the sake of exactness. The light which falls upon a body is divided into two portions, one of which is reflected from the surface of the body; and this is of the same colour as the incident light. If the incident light be white, the superficially reflected light will also be white. Solar light, for example, reflected from the surface of even a black body, is white. The blackest camphine smoke in a dark room, through which a sunbeam passes from an aperture in the window-shutter, renders the track of the beam white, by the light scattered from the surfaces of the soot particles. The moon appears to us as if

'Clothed in white samite, mystic, wonderful;'

but were it covered with the blackest velvet it would still hang as a white orb in the heavens, shining upon our world substantially as it does now.

§ 8. Colours of Pigments as distinguished from Colours of Light.

[Pg 34] The second portion of the incident light enters the body, and upon its treatment there the colour of the body depends. And here a moment may properly be given to the analysis of the action of pigments upon light. They are composed of fine particles mixed with a vehicle; but how intimately soever the particles may be blended, they still remain particles, separated, it may be, by exceedingly minute distances, but still separated. To use the scientific phrase, they are not optically continuous. Now, wherever optical continuity is ruptured we have reflection of the incident light. It is the multitude of reflections at the limiting surfaces of the particles that prevents light from passing through snow, powdered glass, or common salt. The light here is exhausted in echoes, not extinguished by true absorption. It is the same kind of reflection that renders the thunder-cloud so impervious to light. Such a cloud is composed of particles of water, mixed with particles of air, both separately transparent, but practically opaque when thus mixed together.

In the case of pigments, then, the light is *reflected* at the limiting surfaces of the particles, but it is in part *absorbed* within the particles. The reflection is necessary to send the light back to the eye; the absorption is necessary to give the body its colour. The same remarks apply to flowers. The rose is red, in virtue, not of the light reflected from its surface, but of light which has entered its substance, which has been reflected from surfaces within, and which, in returning *through* the substance, has had its green extinguished. A similar process in the case of hard green leaves extinguishes the red, and sends green light from the body of the leaves to the eye.

All bodies, even the most transparent, are more or less absorbent of light. Take the case of water. A glass cell of clear water interposed in the track of our beam does not perceptibly change

[Pg 35] any one of the colours of the spectrum. Still absorption, though insensible, has here occurred, and to render it sensible we have only to increase the depth of the water through which the light passes. Instead of a cell an inch thick, let us take a layer, ten or fifteen feet thick: the colour of the water is then very evident. By augmenting the thickness we absorb more of the light, and by making the thickness very great we absorb the light altogether. Lampblack or pitch can do no more, and the only difference in this respect between them and water is that a very small depth in their case suffices to extinguish all the light. The difference between the highest known transparency and the highest known opacity is one of degree merely.

If, then, we render water sufficiently deep to quench all the light; and if from the interior of the water no light reaches the eye, we have the condition necessary to produce blackness. Looked properly down upon, there are portions of the Atlantic Ocean to which one would hardly ascribe a trace of colour: at the most a tint of dark indigo reaches the eye. The water, in fact, is practically *black*, and this is an indication both of its depth and purity. But the case is entirely changed when the ocean contains solid particles in a state of mechanical suspension, capable of sending the light impinging on them back to the eye.

[Pg 36] Throw, for example, a white pebble, or a white dinner plate, into the blackest Atlantic water; as it sinks it becomes greener and greener, and, before it disappears, it reaches a vivid blue green. Break such a pebble, or plate, into fragments, these will behave like the unbroken mass: grind the pebble to powder, every particle will yield its modicum of green; and if the particles be so fine as to remain suspended in the water, the scattered light will be a uniform green. Hence the greenness of shoal water. You go to bed with the black water of the Atlantic around you. You rise in the morning, find it a vivid green, and correctly infer that you are crossing the Bank of Newfoundland. Such water is found charged with fine matter in a state of mechanical suspension. The light from the bottom may sometimes come into play, but it is not necessary. The subaqueous foam, generated by the screw or paddle-wheels of a steamer, also sends forth a vivid green. The foam here furnishes a *reflecting surface*, the water between the eye and it the *absorbing medium*.

Nothing can be more superb than the green of the Atlantic waves when the circumstances are favourable to the exhibition of the colour. As long as a wave remains unbroken no colour appears, but when the foam just doubles over the crest like an Alpine snow-cornice, under the cornice we often see a display of the most exquisite green. It is metallic in its brilliancy. The foam is first illuminated, and it scatters the light in all directions; the light which passes through the higher portion of the wave alone reaches the eye, and gives to that portion its matchless colour. The folding of the wave, producing, as it does, a series of longitudinal protuberances and furrows which act like cylindrical lenses, introduces variations in the intensity of the light, and materially enhances its beauty.

[Pg 37] We are now prepared for the further consideration of a point already adverted to, and regarding which error long found currency. You will find it stated in many books that blue light and yellow light mixed together, produce green. But blue and yellow have been just proved to be complementary colours, producing white by their mixture. The mixture of blue and yellow *pigments* undoubtedly produces green, but the mixture of pigments is a totally different thing from the mixture of lights.

Helmholtz has revealed the cause of the green produced by a mixture of blue and yellow pigments. No natural colour is *pure*. A blue liquid, or a blue powder, permits not only the blue to pass through it, but a portion of the adjacent green. A yellow powder is transparent not only to the yellow light, but also in part to the adjacent green. Now, when blue and yellow are mixed together, the blue cuts off the yellow, the orange, and the red; the yellow, on the other hand, cuts off the violet, the indigo, and the blue. Green is the only colour to which both are transparent, and the consequence is that, when white light falls upon a mixture of yellow and blue powders, the green alone is sent back to the eye. You have already seen that the fine blue ammonia-sulphate of copper transmits a large portion of green, while cutting off all the less refrangible light. A yellow solution of picric acid also allows the green to pass, but quenches all the more refrangible light. What must occur when we send a beam through both liquids? The experimental answer to this question is now before you: the green band of the spectrum alone remains upon the screen.

[Pg 38] The impurity of natural colours is strikingly illustrated by an observation recently communicated to me by Mr. Woodbury. On looking through a blue glass at green leaves in sunshine, he saw the superficially reflected light blue. The light, on the contrary, which came from the body of the leaves was crimson. On examination, I found that the glass employed in this observation transmitted both ends of the spectrum, the red as well as the blue, and that it quenched the middle. This furnished an easy explanation of the effect. In the delicate spring foliage the blue of the solar light is for the most part absorbed, and a light, mainly yellowish green, but containing a considerable quantity of red, escapes from the leaf to the eye. On looking at such foliage through the violet glass, the green and the yellow are stopped, and the red alone reaches the eye. Thus regarded, therefore, the leaves appear like faintly blushing roses, and present a very beautiful appearance. With the blue ammonia-sulphate of copper, which transmits no red, this effect is not obtained.

As the year advances the crimson gradually hardens to a coppery red; and in the dark green leaves of old ivy it is almost absent. Permitting a beam of white light to fall upon fresh leaves in a dark room, the sudden change from green to red, and from red back to green, when the violet glass is alternately introduced and withdrawn, is very surprising. Looked at through the same

glass, the meadows in May appear of a warm purple. With a solution of permanganate of potash, which, while it quenches the centre of the spectrum, permits its ends to pass more freely than the violet glass, excellent effects are also obtained.^[7]

[Pg 39] This question of absorption, considered with reference to its molecular mechanism, is one of the most subtle and difficult in physics. We are not yet in a condition to grapple with it, but we shall be by-and-by. Meanwhile we may profitably glance back on the web of relations which these experiments reveal to us. We have, firstly, in solar light an agent of exceeding complexity, composed of innumerable constituents, refrangible in different degrees. We find, secondly, the atoms and molecules of bodies gifted with the power of sifting solar light in the most various ways, and producing by this sifting the colours observed in nature and art. To do this they must possess a molecular structure commensurate in complexity with that of light itself. Thirdly, we have the human eye and brain, so organized as to be able to take in and distinguish the multitude of impressions thus generated. The light, therefore, at starting is complex; to sift and select it as they do, natural bodies must be complex; while to take in the impressions thus generated, the human eye and brain, however we may simplify our conceptions of their action,^[8] must be highly complex.

[Pg 40] Whence this triple complexity? If what are called material purposes were the only end to be served, a much simpler mechanism would be sufficient. But, instead of simplicity, we have prodigality of relation and adaptation—and this, apparently, for the sole purpose of enabling us to see things robed in the splendours of colour. Would it not seem that Nature harboured the intention of educating us for other enjoyments than those derivable from meat and drink? At all events, whatever Nature meant—and it would be mere presumption to dogmatize as to what she meant—we find ourselves here, as the upshot of her operations, endowed, not only with capacities to enjoy the materially useful, but endowed with others of indefinite scope and application, which deal alone with the beautiful and the true.

[Pg 41]

LECTURE II.

ORIGIN OF PHYSICAL THEORIES
SCOPE OF THE IMAGINATION
NEWTON AND THE EMISSION THEORY
VERIFICATION OF PHYSICAL THEORIES
THE LUMINIFEROUS ETHER
WAVE THEORY OF LIGHT
THOMAS YOUNG
FRESNEL AND ARAGO
CONCEPTION OF WAVE-MOTION
INTERFERENCE OF WAVES
CONSTITUTION OF SOUND-WAVES
ANALOGIES OF SOUND AND LIGHT
ILLUSTRATIONS OF WAVE-MOTION
INTERFERENCE OF SOUND-WAVES
OPTICAL ILLUSTRATIONS
PITCH AND COLOUR
LENGTHS OF THE WAVES OF LIGHT AND RATES OF VIBRATION OF
THE ETHER-PARTICLES
INTERFERENCE OF LIGHT
PHENOMENA WHICH FIRST SUGGESTED THE UNDULATORY THEORY
BOYLE AND HOOKE
THE COLOURS OF THIN PLATES
THE SOAP-BUBBLE
NEWTON'S RINGS
THEORY OF 'FITS'
ITS EXPLANATION OF THE RINGS
OVER-THROW OF THE THEORY
DIFFRACTION OF LIGHT
COLOURS PRODUCED BY DIFFRACTION
COLOURS OF MOTHER-OF-PEARL.

§ 1. *Origin and Scope of Physical Theories.*

We might vary and extend our experiments on Light indefinitely, and they certainly would prove us to possess a wonderful mastery over the phenomena. But the vesture of the agent only would thus be revealed, not the agent itself. The human mind, however, is so constituted that it can never rest satisfied with this outward view of natural things. Brightness and freshness take possession of the mind when it is crossed by the light of principles, showing the facts of Nature to be organically connected.

Let us, then, inquire what this thing is that we have been generating, reflecting, refracting and analyzing.

[Pg 42] In doing this, we shall learn that the life of the experimental philosopher is twofold. He lives, in

his vocation, a life of the senses, using his hands, eyes, and ears in his experiments: but such a question as that now before us carries him beyond the margin of the senses. He cannot consider, much less answer, the question, 'What is light?' without transporting himself to a world which underlies the sensible one, and out of which all optical phenomena spring. To realise this subsensible world the mind must possess a certain pictorial power. It must be able to form definite images of the things which that world contains; and to say that, if such or such a state of things exist in the subsensible world, then the phenomena of the sensible one must, of necessity, grow out of this state of things. Physical theories are thus formed, the truth of which is inferred from their power to explain the known and to predict the unknown.

[Pg 43] This conception of physical theory implies, as you perceive, the exercise of the imagination—a word which seems to render many respectable people, both in the ranks of science and out of them, uncomfortable. That men in the ranks of science should feel thus is, I think, a proof that they have suffered themselves to be misled by the popular definition of a great faculty, instead of observing its operation in their own minds. Without imagination we cannot take a step beyond the bourne of the mere animal world, perhaps not even to the edge of this one. But, in speaking thus of imagination, I do not mean a riotous power which deals capriciously with facts, but a well-ordered and disciplined power, whose sole function is to form such conceptions as the intellect imperatively demands. Imagination, thus exercised, never really severs itself from the world of fact. This is the storehouse from which its materials are derived; and the magic of its art consists, not in creating things anew, but in so changing the magnitude, position, grouping, and other relations of sensible things, as to render them fit for the requirements of the intellect in the subsensible world.^[9]

[Pg 44] Descartes imagined space to be filled with something that transmitted light *instantaneously*. Firstly, because, in his experience, no measurable interval was known to exist between the appearance of a flash of light, however distant, and its effect upon consciousness; and secondly, because, as far as his experience went, no physical power is conveyed from place to place without a vehicle. But his imagination helped itself farther by illustrations drawn from the world of fact. 'When,' he says, 'one walks in darkness with staff in hand, the moment the distant end of the staff strikes an obstacle the hand feels it. This explains what might otherwise be thought strange, that the light reaches us instantaneously from the sun. I wish thee to believe that light in the bodies that we call luminous is nothing more than a very brisk and violent motion, which, by means of the air and other transparent media, is conveyed to the eye, exactly as the shock through the walking-stick reaches the hand of a blind man. This is instantaneous, and would be so even if the intervening distance were greater than that between earth and heaven. It is therefore no more necessary that anything material should reach the eye from the luminous object, than that something should be sent from the ground to the hand of the blind man when he is conscious of the shock of his staff.' The celebrated Robert Hooke at first threw doubt upon this notion of Descartes, but he afterwards substantially espoused it. The belief in instantaneous transmission was destroyed by the discovery of Roemer referred to in our last lecture.

§ 2. *The Emission Theory of Light.*

[Pg 45] The case of Newton still more forcibly illustrates the position, that in forming physical theories we draw for our materials upon the world of fact. Before he began to deal with light, he was intimately acquainted with the laws of elastic collision, which all of you have seen more or less perfectly illustrated on a billiard-table. As regards the collision of sensible elastic masses, Newton knew the angle of incidence to be equal to the angle of reflection, and he also knew that experiment, as shown in our last lecture (fig. 3), had established the same law with regard to light. He thus found in his previous knowledge the material for theoretic images. He had only to change the magnitude of conceptions already in his mind to arrive at the Emission Theory of Light. Newton supposed light to consist of elastic particles of inconceivable minuteness, shot out with inconceivable rapidity by luminous bodies. Optical reflection certainly occurred *as if* light consisted of such particles, and this was Newton's justification for introducing them.

[Pg 46] But this is not all. In another important particular, also, Newton's conceptions regarding the nature of light were influenced by his previous knowledge. He had been pondering over the phenomena of gravitation, and had made himself at home amid the operations of this universal power. Perhaps his mind at this time was too freshly and too deeply imbued with these notions to permit of his forming an unfettered judgment regarding the nature of light. Be that as it may, Newton saw in Refraction the result of an attractive force exerted on the light-particles. He carried his conception out with the most severe consistency. Dropping vertically downwards towards the earth's surface, the motion of a body is accelerated as it approaches the earth. Dropping downwards towards a horizontal surface—say from air on to glass or water—the velocity of the light-particles, when they came close to the surface, is, according to Newton, also accelerated. Approaching such a surface obliquely, he supposed the particles, when close to it, to be drawn down upon it, as a projectile is deflected by gravity to the surface of the earth. This deflection was, according to Newton, the refraction seen in our last lecture (fig. 4). Finally, it was supposed that differences of colour might be due to differences in the 'bigness' of the particles. This was the physical theory of light enunciated and defended by Newton; and you will observe that it simply consists in the transference of conceptions, born in the world of the senses, to a subsensible world.

But, though the region of physical theory lies thus behind the world of senses, the verifications of theory occur in that world. Laying the theoretic conception at the root of matters, we

determine by deduction what are the phenomena which must of necessity grow out of this root. If the phenomena thus deduced agree with those of the actual world, it is a presumption in favour of the theory. If, as new classes of phenomena arise, they also are found to harmonise with theoretic deduction, the presumption becomes still stronger. If, finally, the theory confers prophetic vision upon the investigator, enabling him to predict the occurrence of phenomena which have never yet been seen, and if those predictions be found on trial to be rigidly correct, the persuasion of the truth of the theory becomes overpowering.

[Pg 47] Thus working backwards from a limited number of phenomena, the human mind, by its own expansive force, reaches a conception which covers them all. There is no more wonderful performance of the intellect than this; but we can render no account of it. Like the scriptural gift of the Spirit, no man can tell whence it cometh. The passage from fact to principle is sometimes slow, sometimes rapid, and at all times a source of intellectual joy. When rapid, the pleasure is concentrated, and becomes a kind of ecstasy or intoxication. To any one who has experienced this pleasure, even in a moderate degree, the action of Archimedes when he quitted the bath, and ran naked, crying 'Eureka!' through the streets of Syracuse, becomes intelligible.

How, then, did it fare with the Emission Theory when the deductions from it were brought face to face with natural phenomena? Tested by experiment, it was found competent to explain many facts, and with transcendent ingenuity its author sought to make it account for all. He so far succeeded, that men so celebrated as Laplace and Malus, who lived till 1812, and Biot and Brewster, who lived till our own time, were found among his disciples.

§ 3. *The Undulatory Theory of Light.*

[Pg 48] Still, even at an early period of the existence of the Emission Theory, one or two great men were found espousing a different one. They furnish another illustration of the law that, in forming theories, the scientific imagination must draw its materials from the world of fact and experience. It was known long ago that sound is conveyed in waves or pulses through the air; and no sooner was this truth well housed in the mind than it became the basis of a theoretic conception. It was supposed that light, like sound, might also be the product of wave-motion. But what, in this case, could be the material forming the waves? For the waves of sound we have the air of our atmosphere; but the stretch of imagination which filled all space with a *luminiferous ether* trembling with the waves of light was so bold as to shock cautious minds. In one of my latest conversations with Sir David Brewster, he said to me that his chief objection to the undulatory theory of light was, that he could not think the Creator capable of so clumsy a contrivance as the filling of space with ether to produce light. This, I may say, is very dangerous ground, and the quarrel of science with Sir David, on this point as with many estimable persons on other points, is, that they profess to know too much about the mind of the Creator.

This conception of an ether was advocated, and successfully applied to various phenomena of optics, by the illustrious astronomer, Huyghens. He deduced from it the laws of reflection and refraction, and applied it to explain the double refraction of Iceland spar. The theory was espoused and defended by the celebrated mathematician, Euler. They were, however, opposed by Newton, whose authority at the time bore them down. Or shall we say it was authority merely? Not quite so. Newton's preponderance was in some degree due to the fact that, though Huyghens and Euler were right in the main, they did not possess sufficient data to *prove* themselves right. No human authority, however high, can maintain itself against the voice of Nature speaking through experiment. But the voice of Nature may be an uncertain voice, through the scantiness of data. This was the case at the period now referred to, and at such a period, by the authority of Newton, all antagonists were naturally overborne.

[Pg 49] The march of mind is rhythmic, not uniform, and this great Emission Theory, which held its ground so long, resembled one of those circles which, according to your countryman Emerson, the intermittent force of genius periodically draws round the operations of the intellect, but which are eventually broken through by pressure from behind. In the year 1773 was born, at Milverton, in Somersetshire, a circle-breaker of this kind. He was educated for the profession of a physician, but was too strong to be tied down to professional routine. He devoted himself to the study of natural philosophy, and became in all its departments a master. He was also a master of letters. Languages, ancient and modern, were housed within his brain, and, to use the words of his epitaph, 'he first penetrated the obscurity which had veiled for ages the hieroglyphics of Egypt.' It fell to the lot of this man to discover facts in optics which Newton's theory was incompetent to explain, and his mind roamed in search of a sufficient theory. He had made himself acquainted with all the phenomena of wave-motion; with all the phenomena of sound; working successfully in this domain as an original discoverer. Thus informed and disciplined, he was prepared to detect any resemblance which might reveal itself between the phenomena of light and those of wave-motion. Such resemblances he did detect; and, spurred on by the discovery, he pursued his speculations and experiments, until he finally succeeded in placing on an immovable basis the Undulatory Theory of Light.

[Pg 50] The founder of this great theory was Thomas Young, a name, perhaps, unfamiliar to many of you, but which ought to be familiar to you all. Permit me, therefore, by a kind of geometrical construction which I once ventured to employ in London, to give you a notion of the magnitude of this man. Let Newton stand erect in his age, and Young in his. Draw a straight line from Newton to Young, tangent to the heads of both. This line would slope downwards from Newton to Young, because Newton was certainly the taller man of the two. But the slope would not be steep, for the

difference of stature was not excessive. The line would form what engineers call a gentle gradient from Newton to Young. Place underneath this line the biggest man born in the interval between both. It may be doubted whether he would reach the line; for if he did he would be taller intellectually than Young, and there was probably none taller. But I do not want you to rest on English estimates of Young; the German, Helmholtz, a kindred genius, thus speaks of him: "His was one of the most profound minds that the world has ever seen; but he had the misfortune to be too much in advance of his age. He excited the wonder of his contemporaries, who, however, were unable to follow him to the heights at which his daring intellect was accustomed to soar. His most important ideas lay, therefore, buried and forgotten in the folios of the Royal Society, until a new generation gradually and painfully made the same discoveries, and proved the exactness of his assertions and the truth of his demonstrations."

[Pg 51] It is quite true, as Helmholtz says, that Young was in advance of his age; but something is to be added which illustrates the responsibility of our public writers. For twenty years this man of genius was quenched—hidden from the appreciative intellect of his country-men—deemed in fact a dreamer, through the vigorous sarcasm of a writer who had then possession of the public ear, and who in the *Edinburgh Review* poured ridicule upon Young and his speculations. To the celebrated Frenchmen Fresnel and Arago he was first indebted for the restitution of his rights; for they, especially Fresnel, independently remade and vastly extended his discoveries. To the students of his works Young has long since appeared in his true light, but these twenty blank years pushed him from the public mind, which became in time filled with the fame of Young's colleague at the Royal Institution, Davy, and afterwards with the fame of Faraday. Carlyle refers to a remark of Novalis, that a man's self-trust is enormously increased the moment he finds that others believe in him. If the opposite remark be true—if it be a fact that public disbelief weakens a man's force—there is no calculating the amount of damage these twenty years of neglect may have done to Young's productiveness as an investigator. It remains to be stated that his assailant was Mr. Henry Brougham, afterwards Lord Chancellor of England.

§ 4. *Wave-Motion, Interference of Waves, 'Whirlpool Rapids' of Niagara.*

Our hardest work is now before us. But the capacity for hard work depends in a great measure on the antecedent winding up of the will; I would call upon you, therefore, to gird up your loins for coming labours.

[Pg 52] In the earliest writings of the ancients we find the notion that sound is conveyed by the air. Aristotle gives expression to this notion, and the great architect Vitruvius compares the waves of sound to waves of water. But the real mechanism of wave-motion was hidden from the ancients, and indeed was not made clear until the time of Newton. The central difficulty of the subject was, to distinguish between the motion of the wave itself, and the motion of the particles which at any moment constitute the wave.

Stand upon the seashore and observe the advancing rollers before they are distorted by the friction of the bottom. Every wave has a back and a front, and, if you clearly seize the image of the moving wave, you will see that every particle of water along the front of the wave is in the act of rising, while every particle along its back is in the act of sinking. The particles in front reach in succession the crest of the wave, and as soon as the crest is past they begin to fall. They then reach the furrow or *sinus* of the wave, and can sink no farther. Immediately afterwards they become the front of the succeeding wave, rise again until they reach the crest, and then sink as before. Thus, while the waves pass onwards horizontally, the individual particles are simply lifted up and down vertically. Observe a sea-fowl, or, if you are a swimmer, abandon yourself to the action of the waves; you are not carried forward, but simply rocked up and down. The propagation of a wave is the propagation of a *form*, and not the transference of the substance which constitutes the wave.

The *length* of the wave is the distance from crest to crest, while the distance through which the individual particles oscillate is called the *amplitude* of the oscillation. You will notice that in this description the particles of water are made to vibrate *across* the line of propagation.^[10]

[Pg 53] And now we have to take a step forwards, and it is the most important step of all. You can picture two series of waves proceeding from different origins through the same water. When, for example, you throw two stones into still water, the ring-waves proceeding from the two centres of disturbance intersect each other. Now, no matter how numerous these waves may be, the law holds good that the motion of every particle of the water is the algebraic sum of all the motions imparted to it. If crest coincide with crest and furrow with furrow, the wave is lifted to a double height above its sinus; if furrow coincide with crest, the motions are in opposition and their sum is zero. We have then *still* water. This action of wave upon wave is technically called *interference*, a term, to be remembered.




Fig. 10.

To the eye of a person conversant with these principles, nothing can be more interesting than the crossing of water ripples. Through their interference the water-surface is sometimes shivered into the most beautiful mosaic, trembling rhythmically as if with a kind of visible music. When waves are skilfully generated in a dish of mercury, a strong light thrown upon the shining surface, and reflected on to a screen, reveals the motions of the liquid metal. The shape of the vessel determines the forms of the figures produced. In a circular dish, for example, a disturbance at the centre propagates itself as a series of circular waves, which, after reflection, again meet at the centre. If the point of disturbance be a little way removed from the centre, the interference of the direct and reflected waves produces the magnificent chasing shown in the annexed figure.^[11] The light reflected from such a surface yields a pattern of extraordinary beauty. When the mercury is slightly struck by a needle-point in a direction concentric with the surface of the vessel, the lines of light run round in mazy coils, interlacing and unravelling themselves in a wonderful manner. When the vessel is square, a splendid chequer-work is produced by the crossing of the direct and reflected waves. Thus, in the case of wave-motion, the most ordinary causes give rise to most exquisite effects. The words of Emerson are perfectly applicable here:—

[Pg 54]

'Thou can'st not wave thy staff in the air,
Or dip thy paddle in the lake,
But it carves the brow of beauty there.
And the ripples in rhymes the oars forsake.'

[Pg 55]

The most impressive illustration of the action of waves on waves that I have ever seen occurs near Niagara. For a distance of two miles, or thereabouts, below the Falls, the river Niagara flows unruffled through its excavated gorge. The bed subsequently narrows, and the water quickens its motion. At the place called the 'Whirlpool Rapids,' I estimated the width of the river at 300 feet, an estimate confirmed by the dwellers on the spot. When it is remembered that the drainage of nearly half a continent is compressed into this space, the impetuosity of the river's escape through this gorge may be imagined.

Two kinds of motion are here obviously active, a motion of translation and a motion of undulation—the race of the river through its gorge, and the great waves generated by its collision with the obstacles in its way. In the middle of the stream, the rush and tossing are most violent; at all events, the impetuous force of the individual waves is here most strikingly displayed. Vast pyramidal heaps leap incessantly from the river, some of them with such energy as to jerk their summits into the air, where they hang suspended as bundles of liquid pearls, which, when shone upon by the sun, are of indescribable beauty.

The first impression, and, indeed, the current explanation of these Rapids is, that the central bed of the river is cumbered with large boulders, and that the jostling, tossing, and wild leaping of the waters there are due to its impact against these obstacles. A very different explanation occurred to me upon the spot. Boulders derived from the adjacent cliffs visibly cumber the *sides* of the river. Against these the water rises and sinks rhythmically but violently, large waves being thus produced. On the generation of each wave there is an immediate compounding of the wave-motion with the river-motion. The ridges, which in still water would proceed in circular curves round the centre of disturbance, cross the river obliquely, and the result is, that at the centre waves commingle which have really been generated at the sides. This crossing of waves may be seen on a small scale in any gutter after rain; it may also be seen on simply pouring water from a wide-lipped jug. Where crest and furrow cross each other, the wave is annulled; where furrow and furrow cross, the river is ploughed to a greater depth; and where crest and crest aid each

[Pg 56]

other, we have that astonishing leap of the water which breaks the cohesion of the crests, and tosses them shattered into the air. The phenomena observed at the Whirlpool Rapids constitute, in fact, one of the grandest illustrations of the principle of interference.

§ 5. Analogies of Sound and Light.

[Pg 57] Thomas Young's fundamental discovery in optics was that the principle of Interference was applicable to light. Long prior to his time an Italian philosopher, Grimaldi, had stated that under certain circumstances two thin beams of light, each of which, acting singly, produced a luminous spot upon a white wall, when caused to act together, partially quenched each other and darkened the spot. This was a statement of fundamental significance, but it required the discoveries and the genius of Young to give it meaning. How he did so will gradually become clear to you. You know that air is compressible: that by pressure it can be rendered more dense, and that by dilatation it can be rendered more rare. Properly agitated, a tuning-fork now sounds in a manner audible to you all, and most of you know that the air through which the sound is passing is parcelled out into spaces in which the air is condensed, followed by other spaces in which the air is rarefied. These condensations and rarefactions constitute what we call *waves* of sound. You can imagine the air of a room traversed by a series of such waves, and you can imagine a second series sent through the same air, and so related to the first that condensation coincides with condensation and rarefaction with rarefaction. The consequence of this coincidence would be a louder sound than that produced by either system of waves taken singly. But you can also imagine a state of things where the condensations of the one system fall upon the rarefactions of the other system. In this case (other things being equal) the two systems would completely neutralize each other. Each of them taken singly produces sound; both of them taken together produce no sound. Thus by adding sound to sound we produce silence, as Grimaldi, in his experiment, produced darkness by adding light to light.

[Pg 58] Through his investigations on sound, which were fruitful and profound, Young approached the study of light. He put meaning into the observation of Grimaldi, and immensely extended it. With splendid success he applied the undulatory theory to the explanation of the colours of thin plates, and to those of striated surfaces. He discovered and explained classes of colour which had been previously unnoticed or unknown. On the assumption that light was wave-motion, all his experiments on interference were accounted for; on the assumption that light was flying particles, nothing was explained. In the time of Huyghens and Euler a medium had been assumed for the transmission of the waves of light; but Newton raised the objection that, if light consisted of the waves of such a medium, shadows could not exist. The waves, he contended, would bend round opaque bodies and produce the motion of light behind them, as sound turns a corner, or as waves of water wash round a rock. It was proved that the bending round referred to by Newton actually occurs, but that the inflected waves abolish each other by their mutual interference. Young also discerned a fundamental difference between the waves of light and those of sound. Could you see the air through which sound-waves are passing, you would observe every individual particle of air oscillating to and fro, *in the direction of propagation*. Could you see the luminiferous ether, you would also find every individual particle making a small excursion to and fro; but here the motion, like that assigned to the water-particles above referred to, would be *across* the line of propagation. The vibrations of the air are *longitudinal*, those of the ether *transversal*.

[Pg 59] The most familiar illustration of the interference of sound-waves is furnished by the *beats* produced by two musical sounds slightly out of unison. When two tuning-forks in perfect unison are agitated together the two sounds flow without roughness, as if they were but one. But, by attaching with wax to one of the forks a little weight, we cause it to vibrate more slowly than its neighbour. Suppose that one of them performs 101 vibrations in the time required by the other to perform 100, and suppose that at starting the condensations and rarefactions of both forks coincide. At the 101st vibration of the quicker fork they will again coincide, that fork at this point having gained one whole vibration, or one whole wavelength, upon the other. But a little reflection will make it clear that, at the 50th vibration, the two forks condensation where the other tends to produce a rarefaction; by the united action of the two forks, therefore, the sound is quenched, and we have a pause of silence. This occurs where one fork has gained *half a wavelength* upon the other. At the 101st vibration, as already stated, we have coincidence, and, therefore, augmented sound; at the 150th vibration we have again a quenching of the sound. Here the one fork is *three half-waves* in advance of the other. In general terms, the waves conspire when the one series is an *even* number of half-wave lengths, and they destroy each other when the one series is an *odd* number of half-wave lengths in advance of the other. With two forks so circumstanced, we obtain those intermittent shocks of sound separated by pauses of silence, to which we give the name of beats. By a suitable arrangement, moreover, it is possible to make one sound wholly extinguish another. Along four distinct lines, for example, the vibrations of the two prongs of a tuning-fork completely blot each other out.^[12]

[Pg 60] The *pitch* of sound is wholly determined by the rapidity of the vibration, as the *intensity* is by the amplitude. What pitch is to the ear in acoustics, colour is to the eye in the undulatory theory of light. Though never seen, the lengths of the waves of light have been determined. Their existence is proved *by their effects*, and from their effects also their lengths may be accurately deduced. This may, moreover, be done in many ways, and, when the different determinations are compared, the strictest harmony is found to exist between them. This consensus of evidence is one of the strongest points of the undulatory theory. The shortest waves of the visible spectrum

are those of the extreme violet; the longest, those of the extreme red; while the other colours are of intermediate pitch or wavelength. The length of a wave of the extreme red is such, that it would require 39,000 such waves, placed end to end, to cover one inch, while 64,631 of the extreme violet waves would be required to span the same distance.

Now, the velocity of light, in round numbers, is 186,000 miles per second. Reducing this to inches, and multiplying the number thus found by 39,000, we find the number of waves of the extreme red, in 186,000 miles, to be four hundred and sixty millions of millions. *All these waves enter the eye, and strike the retina at the back of the eye in one second.* In a similar manner, it may be found that the number of shocks corresponding to the impression of violet is six hundred and seventy-eight millions of millions.

All space is filled with matter oscillating at such rates. From every star waves of these dimensions move, with the velocity of light, like spherical shells in all directions. And in ether, just as in water, the motion of every particle is the algebraic sum of all the separate motions imparted to it. One motion does not blot out the other; or, if extinction occur at one point, it is strictly atoned for, by augmented motion, at some other point. Every star declares by its light its undamaged individuality, as if it alone had sent its thrills through space.

[Pg 61]

§ 6. Interference of Light.

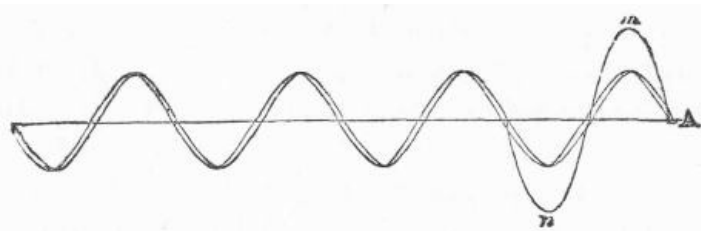


Fig. 11.

The principle of interference, as just stated, applies to the waves of light as it does to the waves of water and the waves of sound. And the conditions of interference are the same in all three. If two series of light-waves of the same length start at the same moment from a common origin (say A, fig. 11), crest coincides with crest, sinus with sinus, and the two systems blend together to a single system (A m n) of

double amplitude. If both series start at the same moment, one of them being, at starting, a whole wavelength in advance of the other, they also add themselves together, and we have an augmented luminous effect. The same occurs when the one system of waves is any *even* number of semi-undulations in advance of the other. But if the one system be half a wave-length (as at A' a', fig. 12), or any *odd* number of half wavelengths, in advance, then the crests of the one fall upon the sinuses of the other; the one system, in fact, tends to *lift* the particles of ether at the precise places where the other tends to *depress* them; hence, through the joint action of these opposing forces (indicated by the arrows) the light-ether remains perfectly still. This stillness of the ether is what we call darkness, which corresponds with a dead level in the case of water.

[Pg 62]

It was said in our first lecture, with reference to the colours produced by absorption, that the function of natural bodies is selective, not creative; that they extinguish certain constituents of the white solar light, and appear in the colours of the unextinguished light. It must at once occur to you that, inasmuch as we have in interference an agency by which light may be self-extinguished, we may have in it the conditions for the production of colour. But this would imply that certain constituents are quenched by interference, while others are permitted to remain. This is the fact; and it is entirely due to the difference in the lengths of the waves of light.

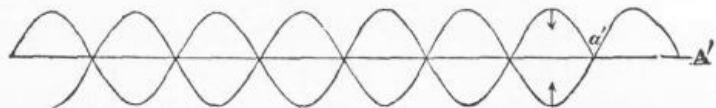


Fig. 12.

This is the fact; and it is entirely due to the difference in the lengths of the waves of light.

§ 7. Colours of thin Films. Observations of Boyle and Hooke.

This subject may be illustrated by the phenomena which first suggested the undulatory theory to the mind of Hooke. These are the colours of thin transparent films of all kinds, known as the *colours of thin plates*. In this relation no object in the world possesses a deeper scientific interest than a common soap-bubble. And here let me say emerges one of the difficulties which the student of pure science encounters in the presence of 'practical' communities like those of America and England; it is not to be expected that such communities can entertain any profound sympathy with labours which seem so far removed from the domain of practice as are many of the labours of the man of science. Imagine Dr. Draper spending his days in blowing soap-bubbles and in studying their colours! Would you show him the necessary patience, or grant him the necessary support? And yet be it remembered it was thus that minds like those of Boyle, Newton and Hooke were occupied; and that on such experiments has been founded a theory, the issues of which are incalculable. I see no other way for you, laymen, than to trust the scientific man with the choice of his inquiries; he stands before the tribunal of his peers, and by their verdict on his labours you ought to abide.

[Pg 63]

Whence, then, are derived the colours of the soap-bubble? Imagine a beam of white light impinging on the bubble. When it reaches the first surface of the film, a known fraction of the light is reflected back. But a large portion of the beam enters the film, reaches its second surface, and is again in part reflected. The waves from the second surface thus turn back and hotly

pursue the waves from the first surface. And, if the thickness of the film be such as to cause the necessary retardation, the two systems of waves interfere with each other, producing augmented or diminished light, as the case may be.

[Pg 64] But, inasmuch as the waves of light are of different lengths, it is plain that, to produce extinction in the case of the longer waves, a greater thickness of film is necessary than in the case of the shorter ones. Different colours, therefore, must appear at different thicknesses of the film.

Take with you a little bottle of spirit of turpentine, and pour it into one of your country ponds. You will then see the glowing of those colours over the surface of the water. On a small scale we produce them thus: A common tea-tray is filled with water, beneath the surface of which dips the end of a pipette. A beam of light falls upon the water, and is reflected by it to the screen. Spirit of turpentine is poured into the pipette; it descends, issues from the end in minute drops, which rise in succession to the surface. On reaching it, each drop spreads suddenly out as a film, and glowing colours immediately flash forth upon the screen. The colours change as the thickness of the film changes by evaporation. They are also arranged in zones, in consequence of the gradual diminution of thickness from the centre outwards.

[Pg 65] Any film whatever will produce these colours. The film of air between two plates of glass squeezed together, exhibits, as shown by Hooke, rich fringes of colour. A particularly fine example of these fringes is now before you. Nor is even air necessary; the rupture of optical continuity suffices. Smite with an axe the black, transparent ice—black, because it is pure and of great depth—under the moraine of a glacier; you readily produce in the interior flaws which no air can reach, and from these flaws the colours of thin plates sometimes break like fire. But the source of most historic interest is, as already stated, the soap-bubble. With one of the mixtures employed by the eminent blind philosopher, Plateau, in his researches on the cohesion figures of thin films, we obtain in still air a bubble ten or twelve inches in diameter. You may look at the bubble itself, or you may look at its projection upon the screen; rich colours arranged in zones are, in both cases, exhibited. Rendering the beam parallel, and permitting it to impinge upon the sides, bottom, and top of the bubble, gorgeous fans of colour, reflected from the bubble, overspread the screen, rotating as the beam is carried round. By this experiment the internal motions of the film are also strikingly displayed.

Not in a moment are great theories elaborated: the facts which demand them become first prominent; then, to the period of observation succeeds a period of pondering and of tentative explanation. By such efforts the human mind is gradually prepared for the final theoretic illumination. The colours of thin plates, for example, occupied the attention of Robert Boyle. In his 'Experimental History of Colours' he contends against the schools which affirmed that colour was 'a penetrative quality that reaches to the innermost parts of the object,' adducing opposing facts. 'To give you a first instance,' he says, 'I shall need but to remind you of what I told you a little after the beginning of this essay, touching the blue and red and yellow that may be produced upon a piece of tempered steel; for these colours, though they be very vivid, yet if you break the steel they adorn, they will appear to be but superficial.' He then describes, in phraseology which shows the delight he took in his work, the following beautiful experiment:—

[Pg 66] 'We took a quantity of clean lead, and melted it with a strong fire, and then immediately pouring it out into a clean vessel of convenient shape and matter (we used one of iron, that the great and sudden heat might not injure it), and then carefully and nimbly taking off the scum that floated on the top, we perceived, as we expected, the smooth and glossy surface of the melted matter to be adorned with a very glorious colour, which, being as transitory as delightful, did almost immediately give place to another vivid colour, and that was as quickly succeeded by a third, and this, as it were, chased away by a fourth; and so these wonderfully vivid colours successively appeared and vanished till the metal ceasing to be hot enough to hold any longer this pleasing spectacle, the colours that chanced to adorn the surface when the lead thus began to cool remained upon it, but were so superficial that how little soever we scraped off the surface of the lead, we did, in such places, scrape off all the colour.' 'These things,' he adds, 'suggested to me some thoughts or ravings which I have not now time to acquaint you with.'^[13]

He extends his observations to essential oils and spirits of wine, 'which being shaken till they have good store of bubbles, those bubbles will (if attentively considered) appear adorned with various and lovely colours, which all immediately vanish upon the retrogressing of the liquid which affords these bubbles their skins into the rest of the oil.' He also refers to the colour of glass films. 'I have seen one that was skilled in fashioning glasses by the help of a lamp blowing some of them so strongly as to burst them; whereupon it was found that the tenacity of the metal was such that before it broke it suffered itself to be reduced into films so extremely thin that they constantly showed upon their surface the varying colours of the rainbow.'^[14]

[Pg 67] Subsequent to Boyle the colours of thin plates occupied the attention of Robert Hooke, in whose writings we find a dawning of the undulatory theory of light. He describes with great distinctness the colours obtained with thin flakes of 'Muscovy glass' (talc), also those surrounding flaws in crystals where optical continuity is destroyed. He shows very clearly the dependence of the colour upon the thickness of the film, and proves by microscopic observation that plates of a uniform thickness yield uniform colours. 'If,' he says, 'you take any small piece of the Muscovy glass, and with a needle, or some other convenient instrument, cleave it oftentimes into thinner and thinner laminæ, you shall find that until you come to a determinate thinness of them they shall appear transparent and colourless; but if you continue to split and divide them further, you

shall find at last that each plate shall appear most lovely tinged or imbued with a determinate colour. If, further, by any means you so flaw a pretty thick piece that one part begins to cleave a little from the other, and between these two there be gotten some pellucid medium, those laminated or pellucid bodies that fill that space shall exhibit several rainbows or coloured lines, the colours of which will be disposed and ranged according to the various thicknesses of the several parts of the plate.' He then describes fully and clearly the experiment with pressed glasses already referred to:—

[Pg 68] 'Take two small pieces of ground and polished looking-glass plate, each about the bigness of a shilling: take these two dry, and with your forefingers and thumbs press them very hard and close together, and you shall find that when they approach each other very near there will appear several irises or coloured lines, in the same manner almost as in the Muscovy glass; and you may very easily change any of the colours of any part of the interposed body by pressing the plates closer and harder together, or leaving them more lax—that is, a part which appeared coloured with a red, may presently be tinged with a yellow, blue, green, purple, or the like. 'Any substance,' he says, 'provided it be thin and transparent, will show these colours.' Like Boyle, he obtained them with glass films; he also procured them with bubbles of pitch, rosin, colophony, turpentine, solutions of several gums, as gum arabic in water, any glutinous liquor, as wort, wine, spirit of wine, oyl of turpentine, glare of snails, &c.

Hooke's writings show that even in his day the idea that both light and heat are modes of motion had taken possession of many minds. 'First,' he says, 'that all kind of fiery burning bodies have their parts in motion I think will be easily granted me. That the spark struck from a flint and steel is in rapid agitation I have elsewhere made probable;... that heat argues a motion of the internal parts is (as I said before) generally granted;... and that in all extremely hot shining bodies there is a very quick motion that causes light, as well as a more robust that causes heat, may be argued from the celerity wherewith the bodies are dissolved. Next, it must be a vibrative motion.' His reference to the quick motion of light and the more robust motion of heat is a remarkable stroke of sagacity; but Hooke's direct insight is better than his reasoning; for the proofs he adduces that light is 'a vibrating motion' have no particular bearing upon the question.

[Pg 69] Still the Undulatory Theory had undoubtedly dawned upon the mind of this remarkable man. In endeavouring to account for the colours of thin plates, he again refers to the relation of colour to thickness: he dwells upon the fact that the film which shows these colours must be transparent, proving this by showing that however thin an opaque body was rendered no colours were produced. 'This,' he says, 'I have often tried by pressing a small globule of mercury between two smooth plates of glass, whereby I have reduced that body to a much greater thinness than was requisite to exhibit the colours with a transparent body.' Then follows the sagacious remark that to produce the colours 'there must be a considerable reflecting body adjacent to the under or further side of the lamina or plate: for this I always found, that the greater that reflection was the more vivid were the appearing colours. From which observation,' he continues, 'it is most evident, that the reflection from the further or under side of the body is the principal cause of the production of these colours.'

He draws a diagram, correctly representing the reflection at the two surfaces of the film; but here his clearness ends. He ascribes the colours to a coalescence or confusion of the two reflecting pulses; the principal of interference being unknown to him, he could not go further in the way of explanation.

§ 8. Newton's Rings. Relation of Colour to Thickness of Film.

[Pg 70] In this way, then, by the active operation of different minds, facts are observed, examined, and the precise conditions of their appearance determined. All such work in science is the prelude to other work; and the efforts of Boyle and Hooke cleared the way for the optical career of Newton. He conquered the difficulty which Hooke had found insuperable, and determined by accurate measurements the relation of the thickness of the film to the colour it displays. In doing this his first care was to obtain a film of variable and calculable depth. On a plano-convex glass lens (D B E, fig. 13) of very feeble curvature he laid a plate of glass (A C) with a plane surface, thus obtaining a film of air of gradually increasing depth from the point of contact (B) outwards. On looking at the film in monochromatic light he saw, with the delight attendant on fulfilled prevision, surrounding the place of contact, a series of bright rings separated from each other by dark ones, and becoming more closely packed together as the distance from the point of contact augmented (as in fig. 14). When he employed red light, his rings had certain diameters; when he employed blue light, the diameters were less. In general terms, the more refrangible the light the smaller were the rings. Causing his glasses to pass through the spectrum from red to blue, the rings gradually contracted; when the passage was from blue to red, the rings expanded. This is a beautiful experiment, and appears to have given Newton the most lively satisfaction. When white light fell upon, the glasses, inasmuch as the colours were not superposed, a series of iris-coloured circles was obtained. A magnified image of Newton's rings is now before you, and, by employing in succession red, blue, and white light, we obtain all the effects observed by Newton. You notice that in monochromatic light the rings run closer and closer together as they recede from the centre. This is due to the fact that at a distance the film of air thickens more rapidly than near

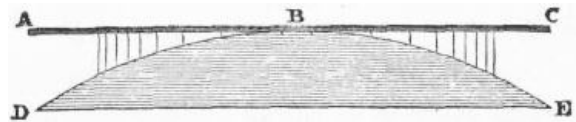


Fig. 13

[Pg 71]

the centre. When white light is employed, this closing up of the rings causes the various colours to be superposed, so that after a certain thickness they are blended together to white light, the rings then ceasing altogether. It needs but a moment's reflection to understand that the colours of thin plates, produced by white light, are never unmixed or monochromatic.




Fig. 14

Newton compared the tints obtained in this way with the tints of his soap-bubble, and he calculated the corresponding thickness. How he did this may be thus made plain to you: Suppose the water of the ocean to be absolutely smooth; it would then accurately represent the earth's curved surface. Let a perfectly horizontal plane touch the surface at any point. Knowing the earth's diameter, any engineer or mathematician in this room could tell you how far the sea's surface will lie below this plane, at the distance of a yard, ten yards, a hundred yards, or a thousand yards from the point of contact of the plane and the sea. It is common, indeed, in levelling operations, to allow for the curvature of the earth. Newton's calculation was precisely similar. His plane glass was a tangent to his curved one. From its refractive index and focal distance he determined the diameter of the sphere of which his curved glass formed a segment, he measured the distances of his rings from the place of contact, and he calculated the depth between the tangent plane and the

curved surface, exactly as the engineer would calculate the distance between his tangent plane and the surface of the sea. The wonder is, that, where such infinitesimal distances are involved, Newton, with the means at his disposal, could have worked with such marvellous exactitude.

To account for these rings was the greatest optical difficulty that Newton, ever encountered. He quite appreciated the difficulty. Over his eagle eye there was no film—no vagueness in his conceptions. At the very outset his theory was confronted by the question, Why, when a beam of light is incident on a transparent body, are some of the light-particles reflected and some transmitted? Is it that there are two kinds of particles, the one specially fitted for transmission and the other for reflection? This cannot be the reason; for, if we allow a beam of light which has been reflected from one piece of glass to fall upon another, it, as a general rule, is also divided into a reflected and a transmitted portion. The particles once reflected are not always reflected, nor are the particles once transmitted always transmitted. Newton saw all this; he knew he had to explain why it is that the self-same particle is at one moment reflected and at the next moment transmitted. It could only be through *some change in the condition of the particle itself*. The self-same particle, he affirmed, was affected by 'fits' of easy transmission and reflection.

§ 9. Theory of 'Fits' applied to Newton's Rings.

If you are willing to follow me in an attempt to reveal the speculative groundwork of this theory of fits, the intellectual discipline will, I think, repay you for the necessary effort of attention. Newton was chary of stating what he considered to be the cause of the fits, but there can hardly be a doubt that his mind rested on a physical cause. Nor can there be a doubt that here, as in all attempts at theorising, he was compelled to fall back upon experience for the materials of his theory. Let us attempt to restore his course of thought and observation. A magnet would furnish him with the notion of attracted and repelled poles; and he who habitually saw in the visible an image of the invisible would naturally endow his light-particles with such poles. Turning their attracted poles towards a transparent substance, the particles would be sucked in and transmitted; turning their repelled poles, they would be driven away or reflected. Thus, by the ascription of poles, the transmission and reflection of the self-same particle at different times might be accounted for.

Consider these rings of Newton as seen in pure red light: they are alternately bright and dark. The film of air corresponding to the outermost of them is not thicker than an ordinary soap-bubble, and it becomes thinner on approaching the centre; still Newton, as I have said, measured the thickness corresponding to every ring, and showed the difference of thickness between ring and ring. Now, mark the result. For the sake of convenience, let us call the thickness of the film of air corresponding to the first dark ring d ; then Newton found the distance corresponding to the second dark ring $2 d$; the thickness corresponding to the third dark ring $3 d$; the thickness corresponding to the tenth dark ring $10 d$, and so on. Surely there must be some hidden meaning in this little distance, d , which turns up so constantly? One can imagine the intense interest with which Newton pondered its meaning. Observe the probable outcome of his thought. He had endowed his light-particles with poles, but now he is forced to introduce the notion of *periodic recurrence*. Here his power of transfer from the sensible to the subsensible would render it easy for him to suppose the light-particles animated, not only with a motion of translation, but also with a motion of rotation. Newton's astronomical knowledge rendered all such conceptions familiar to him. The earth has such a double motion. In the time occupied in passing over a million and a half of miles of its orbit—that is, in twenty-four hours—our planet performs a complete rotation; and in the time required to pass over the distance d , Newton's light-particle might be supposed to perform a complete rotation. True, the light-particle is smaller than the planet, and the distance d , instead of being a million and a half of miles, is a little over the ninety thousandth of an inch. But the two conceptions are, in point of intellectual quality, identical.

Imagine, then, a particle entering the film of air where it possesses this precise thickness. To enter the film, its attracted end must be presented. Within the film it is able to turn *once* completely round; at the other side of the film its attracted pole will be again presented; it will, therefore, enter the glass at the opposite side of the film *and be lost to the eye*. All round the place of contact, wherever the film possesses this precise thickness, the light will equally disappear—we shall therefore have a ring of darkness.

And now observe how well this conception falls in with the law of proportionality discovered by Newton. When the thickness of the film is $2d$, the particle has time to perform, *two* complete rotations within the film; when the thickness is $3d$, *three* complete rotations; when $10d$, *ten* complete rotations are performed. It is manifest that in each of these cases, on arriving at the second surface of the film, the attracted pole of the particle will be presented. It will, therefore, be transmitted; and, because no light is sent to the eye, we shall have a ring of darkness at each of these places.

[Pg 76] The bright rings follow immediately from the same conception. They occur between the dark rings, the thicknesses to which they correspond being also intermediate between those of the dark ones. Take the case of the first bright ring. The thickness of the film is $\frac{1}{2}d$; in this interval the rotating particle can perform only half a rotation. When, therefore, it reaches the second surface of the film, its repelled pole is presented; it is, therefore, driven back and reaches the eye. At all distances round the centre corresponding to this thickness the same effect is produced, and the consequence is a ring of brightness. The other bright rings are similarly accounted for. At the second one, where the thickness is $1\frac{1}{2}d$, a rotation and a half is performed; at the third, two rotations and a half; and at each of these places the particles present their repelled poles to the lower surface of the film. They are therefore sent back to the eye, and produce there the impression of brightness. This analysis, though involving difficulties when closely scrutinised, enables us to see how the theory of fits may have grown into consistency in the mind of Newton.

It has been already stated that the Emission Theory assigned a greater velocity to light in glass and water than in air or stellar space; and that on this point it was at direct issue with the theory of undulation, which makes the velocity in air or stellar space greater than in glass or water. By an experiment proposed by Arago, and executed with consummate skill by Foucault and Fizeau, this question was brought to a crucial test, and decided in favour of the theory of undulation.

[Pg 77] In the present instance also the two theories are at variance. Newton assumed that the action which produces the alternate bright and dark rings took place at a *single surface*; that is, the second surface of the film. The undulatory theory affirms that the rings are caused by the interference of waves reflected from both surfaces. This also has been demonstrated by experiment. By a proper arrangement, as we shall afterwards learn, we may abolish reflection from one of the surfaces of the film, and when this is done the rings vanish altogether.

Rings of feeble intensity are also formed by *transmitted* light. These are referred by the undulatory theory to the interference of waves which have passed *directly* through the film, with others which have suffered *two* reflections within the film, and are thus completely accounted for.

§ 10. *The Diffraction of Light.*

Newton's espousal of the Emission Theory is said to have retarded scientific discovery. It might, however, be questioned whether, in the long run, the errors of great men have not really their effect in rendering intellectual progress rhythmical, instead of permitting it to remain uniform, the 'retardation' in each case being the prelude to a more impetuous advance. It is confusion and stagnation, rather than error, that we ought to avoid. Thus, though the undulatory theory was held back for a time, it gathered strength in the interval, and its development within the last half century has been so rapid and triumphant as to leave no rival in the field. We have now to turn to the investigation of new classes of phenomena, of which it alone can render a satisfactory account.

[Pg 78] Newton, who was familiar with the idea of an ether, and who introduced it in some of his speculations, objected, as already stated, that if light consisted of waves shadows could not exist; for that the waves would bend round the edges of opaque bodies and agitate the ether behind them. He was right in affirming that this bending ought to occur, but wrong in supposing that it does not occur. The bending is real, though in all ordinary cases it is masked by the action of interference. This inflection of the light receives the name of *Diffraction*.

To study the phenomena of diffraction it is necessary that our source of light should be a physical point, or a fine line; for when a luminous surface is employed, the waves issuing from different points of the surface obscure and neutralize each other. A *point* of light of high intensity is obtained by admitting the parallel rays of the sun through an aperture in a window-shutter, and concentrating the beam by a lens of short focus. The small solar image at the focus constitutes a suitable point of light. The image of the sun formed on the convex surface of a glass bead, or of a watch-glass blackened within, though less intense, will also answer. An intense *line* of light is obtained by admitting the sunlight through a slit and sending it through a strong cylindrical lens. The slice of light is contracted to a physical line at the focus of the lens. A glass tube blackened within and placed in the light, reflects from its surface a luminous line which, though less intense, also answers the purpose.

In the experiment now to be described a vertical slit of variable width is placed in front of the electric lamp, and this slit is looked at from a distance through another vertical slit, also of variable aperture, and held in the hand.

[Pg 79]

The light of the lamp being, in the first place, rendered monochromatic by placing a pure red glass in front of the slit, when the eye is placed in the straight line drawn through both slits an extraordinary appearance (shown in fig. 15) is observed. Firstly, the slit in front of the lamp is seen as a vivid rectangle of light; but right and left of it is a long series of rectangles, decreasing in vividness, and separated from each other by intervals of absolute darkness.

The breadth of these bands is seen to vary with the width of the slit held before the eye. When the slit is widened the bands become narrower, and crowd more closely together; when the slit is narrowed, the individual bands widen and also retreat from each other, leaving between them wider spaces of darkness than before.




Fig. 15.

Leaving everything else unchanged, let a blue glass or a solution of ammonia-sulphate of copper, which gives a very pure blue, be placed in the path of the light. A series of blue bands is thus obtained, exactly like the former in all respects save one; the blue rectangles are narrower, and they are closer together than the red ones.

[Pg 80]

If we employ colours of intermediate refrangibilities, which we may do by causing the different colours of a spectrum to shine through the slit, we obtain bands of colour intermediate in width, and occupying intermediate positions, between those of the red and blue. The aspect of the bands in red, green, and violet light is represented in fig. 16. When white light, therefore, passes through the slit the various colours are not superposed, and instead of a series of monochromatic bands, separated from each other by intervals of darkness, we have a series of coloured spectra placed side by side. When the distant slit is illuminated by a candle flame, instead of the more intense electric light, or when a distant platinum wire raised to a white heat by an electric current is employed, substantially the same effects are observed.




Fig. 16.

§ 11. Application of the Wave-theory to the Phenomena of Diffraction.

Of these and of a multitude of similar effects the Emission Theory is incompetent to offer any satisfactory explanation. Let us see how they are accounted for by the Theory of Undulation.

[Pg 81]

And here, with the view of reaching absolute clearness, I must make an appeal to that faculty the importance of which I have dwelt upon so earnestly here and elsewhere—the faculty of imagination. Figure yourself upon the sea-shore, with a well-formed wave advancing. Take a line of particles along the front of the wave, all at the same distance below the crest; they are all rising in the same manner and at the same rate. Take a similar line of particles on the back of the wave, they are all falling in the same manner and at the same rate. Take a line of particles along the crest, they are all in the same condition as regards the motion of the wave. The same is true for a line of particles along the furrow of the wave.

The particles referred to in each of these cases respectively, being in the same condition as regards the motion of the wave, are said to be in the same *phase* of vibration. But if you compare a particle on the front of the wave with one at the back; or, more generally, if you compare together any two particles not occupying the same position in the wave, their conditions of motion not being the same, they are said to be in different phases of vibration. If one of the particles lie upon the crest, and the other on the furrow of the wave, then, as one is about to rise and the other about to fall, they are said to be in *opposite* phases of vibration.

[Pg 82]

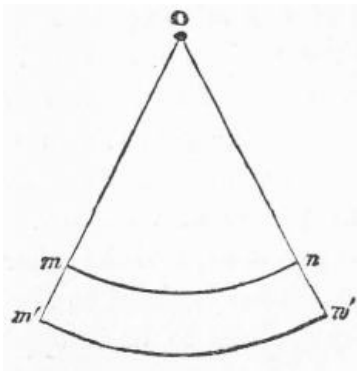


Fig. 17.

There is still another point to be cleared up—and it is one of the utmost importance as regards our present subject. Let O (fig. 17) be a spot in still water which, when disturbed, produces a series of circular waves: the disturbance necessary to produce these waves is simply an oscillation up and down of the water at O. Let $m n$ be the position of the ridge of one of the waves at any moment, and $m' n'$ its position a second or two afterwards. Now every particle of water, as the wave passes it, oscillates, as we have learned, up and down. If, then, this oscillation be a sufficient origin of wave-motion, each distinct particle of the wave $m n$ ought to give birth, to a series of circular waves. This is the important point up to which I wish to lead you. Every particle of the wave $m n$ *does* act in this way. Taking each particle as a centre, and surrounding it by a circular wave with a radius equal to the distance between $m n$ and $m' n'$, the coalescence of all these little waves would build up the large ridge $m' n'$ exactly as

we find it built up in nature. Here, in fact, we resolve the wave-motion into its elements, and having succeeded in doing this we shall have no great difficulty in applying our knowledge to optical phenomena.

Now let us return to our slit, and, for the sake of simplicity, we will first consider the case of monochromatic light. Conceive a series of waves of ether advancing from the first slit towards the second, and finally filling the second slit. When each wave passes through the latter it not only pursues its direct course to the retina, but diverges right and left, tending to throw into motion the entire mass of the ether behind the slit. In fact, as already explained, *every point of the wave which fills the slit is itself a centre of a new wave system which is transmitted in all directions through the ether behind the slit.* This is the celebrated principle of Huyghens: we have now to examine how these secondary waves act upon each other.

[Pg 83]

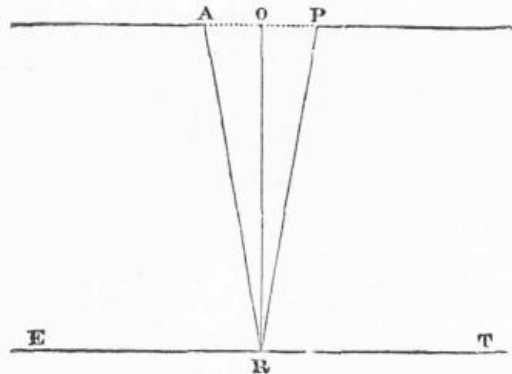


Fig. 18.

Let us first regard the central band of the series. Let AP (fig. 18) be the width of the aperture held before the eye, grossly exaggerated of course, and let the dots across the aperture represent ether particles, all in the same phase of vibration. Let ET represent a portion of the retina. From O, in the centre of the slit, let a perpendicular OR be imagined drawn upon the retina. The motion communicated to the point R will then be the sum of all the motions emanating in this direction from the ether particles in the slit. Considering the extreme narrowness of the aperture, we may, without sensible error, regard all points of the wave AP as equally distant from R. No one of the partial waves lags sensibly behind the others: hence, at R, and in its immediate neighbourhood, we have no sensible reduction of the light by interference. This undiminished light produces the brilliant central band of the series.

[Pg 84]

Let us now consider those waves which diverge laterally behind the second slit. In this case the waves from the two sides of the slit have, in order to converge upon the retina, to pass over unequal distances. Let AP (fig. 19) represent, as before, the width of the second slit. We have now to consider the action of the various parts of the wave AP upon a point R' of the retina, not situated in the line joining the two slits.

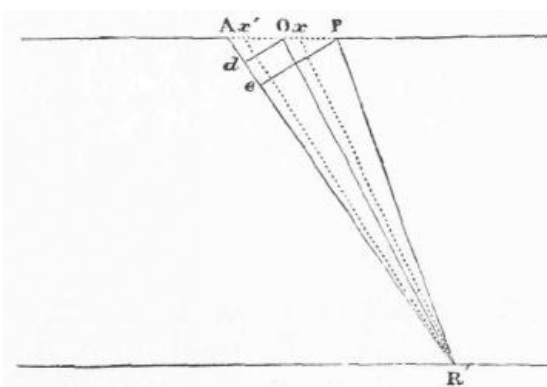


Fig. 19.

[Pg 85]

Let us take the particular case in which the difference of path from the two marginal points A, P, to the retina is a whole wave-length of the red light; how must this difference affect the final illumination of the retina?

Let us fix our attention upon the particular oblique line that passes through the *centre* O of the slit to the retina at R'. The difference of path between the waves which pass along this line and those from the two margins is, in the case here supposed, half a wavelength. Make $e R'$ equal to $P R'$, join P and e, and draw $O d$ parallel to $P e$. A e is then the length of a wave of light, while A d is half a wave-length. Now the least reflection will make it clear that not only is there discordance between the central and marginal waves, but that

every line of waves such as $x R'$, on the one side of $O R'$, finds a line $x' R'$ upon the other side of $O R'$, from which its path differs by half an undulation—with which, therefore, it is in complete discordance. The consequence is, that the light on the one side of the central line will completely abolish the light on the other side of that line, absolute darkness being the result of their coalescence. The first dark interval of our series of bands is thus accounted for. It is produced by an obliquity of direction which causes the paths of the marginal waves to be a *whole wave-length*

different from each other.

When the difference between the paths of the marginal waves is *half a wave-length*, a partial destruction of the light is effected. The luminous intensity corresponding to this obliquity is a little less than one-half—accurately 0.4—that of the undiffracted light. If the paths of the marginal waves be three semi-undulations different from each other, and if the whole beam be divided into three equal parts, two of these parts will, for the reasons just given, completely neutralize each other, the third only being effective. Corresponding, therefore, to an obliquity which produces a difference of three semi-undulations in the marginal waves, we have a luminous band, but one of considerably less intensity than the undiffracted central band.

[Pg 86] With a marginal difference of path of four semi-undulations we have a second extinction of the entire beam, because here the beam can be divided into four equal parts, every two of which quench each other. A second space of absolute darkness will therefore correspond to the obliquity producing this difference. In this way we might proceed further, the general result being that, whenever the direction of wave-motion is such as to produce a marginal difference of path of an *even* number of semi-undulations, we have complete extinction; while, when the marginal difference is an *odd* number of semi-undulations, we have only partial extinction, a portion of the beam remaining as a luminous band.

A moment's reflection will make it plain that the wider the slit the less will be the obliquity of direction needed to produce the necessary difference of path. With a wide slit, therefore, the bands, as observed, will be closer together than with a narrow one. It is also plain that the shorter the wave, the less will be the obliquity required to produce the necessary retardation. The maxima and minima of violet light must therefore fall nearer to the centre than the maxima and minima of red light. The maxima and minima of the other colours fall between these extremes. In this simple way the undulatory theory completely accounts for the extraordinary appearance above referred to.

[Pg 87] When a slit and telescope are used, instead of the slit and naked eye, the effects are magnified and rendered more brilliant. Looking, moreover, through a properly adjusted telescope with a small circular aperture in front of it, at a distant point of light, the point is seen encircled by a series of coloured bands. If monochromatic light be used, these bands are simply bright and dark, but with white light the circles display iris-colours. If a slit be shortened so as to form a square aperture, we have two series of spectra at right angles to each other. The effects, indeed, are capable of endless variation by varying the size, shape, and number of the apertures through which the point of light is observed. Through two square apertures, with their corners touching each other as at A, Schwerd observed the appearance shown in fig. 20. Adding two others to them, as at B, he observed the appearance represented in fig. 21. The position of every band of light and shade in such figures has been calculated from theory by Fresnel, Fraunhofer, Herschel, Schwerd, and others, and completely verified by experiment. Your eyes could not tell you with greater certainty of the existence of these bands than the theoretic calculation.

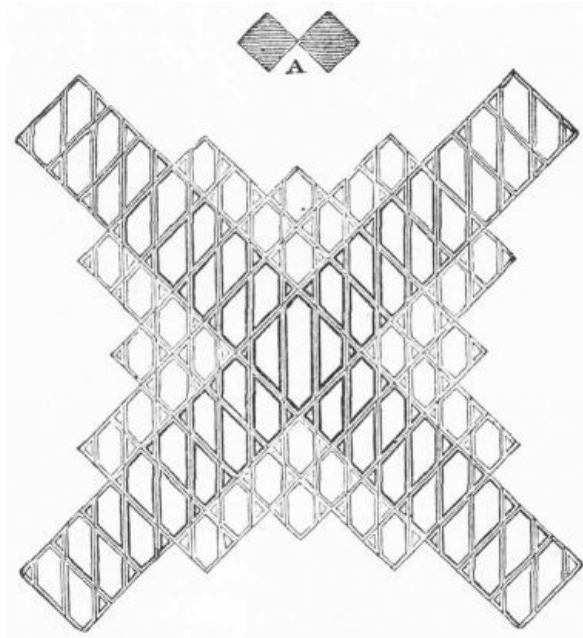


Fig. 20.

[Pg 88] The street-lamps at night, looked at through the meshes of a handkerchief, show diffraction phenomena. The diffraction effects obtained in looking through a bird's feathers are, as shown by Schwerd, very brilliant. The iridescence of certain Alpine clouds is also an effect of diffraction which may be imitated by the spores of Lycopodium. When shaken over a glass plate these spores cause a point of light, looked at through the dusted plate, to be surrounded by coloured circles, which rise to actual splendour when the light becomes intense. Shaken in the air the spores produce the same effect. The diffraction phenomena obtained during the artificial precipitation of clouds from the vapours of various liquids in an intensely illuminated tube are, as I have elsewhere shewn, exceedingly fine.

[Pg 89]




Fig. 21.

One of the most interesting cases of diffraction by small particles that ever came before me was that of an artist whose vision was disturbed by vividly coloured circles. He was in great dread of losing his sight; assigning as a cause of his increased fear that the circles were becoming larger and the colours more vivid. I ascribed the colours to minute particles in the humours of the eye, and ventured to encourage him by the assurance that the increase of size and vividness on the part of the circles indicated that the diffracting particles were becoming *smaller*, and that they might finally be altogether absorbed. The prediction was verified. It is needless to say one word on the necessity of optical knowledge in the case of the practical oculist.

[Pg 90]

Without breaking ground on the chromatic phenomena presented by crystals, two other sources of colour may be mentioned here. By interference in the earth's atmosphere, the light of a star, as shown by Arago, is self-extinguished, the twinkling of the star and the changes of colour which it undergoes being due to this cause. Looking at such a star through an opera-glass, and shaking the glass so as to cause the image of the star to pass rapidly over the retina, you produce a row of coloured beads, the spaces between which correspond to the periods of extinction. Fine scratches drawn upon glass or polished metal reflect the waves of light from their sides; and some, being reflected from the opposite sides of the same scratch, interfere with and quench each other. But the obliquity of reflection which extinguishes the shorter waves does not extinguish the longer ones, hence the phenomena of colours. These are called the colours of *striated surfaces*. They are beautifully illustrated by mother-of-pearl. This shell is composed of exceedingly thin layers, which, when cut across by the polishing of the shell, expose their edges and furnish the necessary small and regular grooves. The most conclusive proof that the colours are due to the mechanical state of the surface is to be found in the fact, established by Brewster, that by stamping the shell carefully upon black sealing-wax, we transfer the grooves, and produce upon the wax the colours of mother-of-pearl.

[Pg 91]

LECTURE III.

RELATION OF THEORIES TO EXPERIENCE
 ORIGIN OF THE NOTION OF THE ATTRACTION OF GRAVITATION
 NOTION OF POLARITY, HOW GENERATED
 ATOMIC POLARITY
 STRUCTURAL ARRANGEMENTS DUE TO POLARITY
 ARCHITECTURE OF CRYSTALS CONSIDERED AS AN INTRODUCTION
 TO THEIR ACTION UPON LIGHT
 NOTION OF ATOMIC POLARITY APPLIED TO CRYSTALLINE STRUCTURE
 EXPERIMENTAL ILLUSTRATIONS
 CRYSTALLIZATION OF WATER
 EXPANSION BY HEAT AND BY COLD
 DEPARTMENT OF WATER CONSIDERED AND EXPLAINED
 BEARINGS OF CRYSTALLIZATION ON OPTICAL PHENOMENA
 REFRACTION
 DOUBLE REFRACTION
 POLARIZATION
 ACTION OF TOURMALINE
 CHARACTER OF THE BEAMS EMERGENT FROM ICELAND SPAR
 POLARIZATION BY ORDINARY REFRACTION AND REFLECTION
 DEPOLARIZATION

§ 1. Derivation of Theoretic Conceptions from Experience.

[Pg 92] One of the objects of our last lecture, and that not the least important, was to illustrate the manner in which scientific theories are formed. They, in the first place, take their rise in the desire of the mind to penetrate to the sources of phenomena. From its infinitesimal beginnings, in ages long past, this desire has grown and strengthened into an imperious demand of man's intellectual nature. It long ago prompted Cæsar to say that he would exchange his victories for a glimpse of the sources of the Nile; it wrought itself into the atomic theories of Lucretius; it impelled Darwin to those daring speculations which of late years have so agitated the public mind. But in no case, while framing theories, does the imagination *create* its materials. It expands, diminishes, moulds, and refines, as the case may be, materials derived from the world of fact and observation.

This is more evidently the case in a theory like that of light, where the motions of a subsensible medium, the ether, are presented to the mind. But no theory escapes the condition. Newton took care not to encumber the idea of gravitation with unnecessary physical conceptions; but we know that he indulged in them, though he did not connect them with his theory. But even the theory, as it stands, did not enter the mind as a revelation dis severed from the world of experience. The germ of the conception that the sun and planets are held together by a force of attraction is to be found in the fact that a magnet had been previously seen to attract iron. The notion of matter attracting matter came thus from without, not from within. In our present lecture the magnetic force must serve as the portal into a new domain; but in the first place we must master its elementary phenomena.

[Pg 93] The general facts of magnetism are most simply illustrated by a magnetized bar of steel, commonly called a bar magnet. Placing such a magnet upright upon a table, and bringing a magnetic needle near its bottom, one end of the needle is observed to retreat from the magnet, while the other as promptly approaches. The needle is held quivering there by some invisible influence exerted upon it. Raising the needle along the magnet, but still avoiding contact, the rapidity of its oscillations decreases, because the force acting upon it becomes weaker. At the centre the oscillations cease. Above the centre, the end of the needle which had been previously drawn towards the magnet retreats, and the opposite end approaches. As we ascend higher, the oscillations become more violent, because the force becomes stronger. At the upper end of the magnet, as at the lower, the force reaches a maximum; but all the lower half of the magnet, from E to S (fig. 22), attracts one end of the needle, while all the upper half, from E to N, attracts the opposite end. This *doubleness* of the magnetic force is called *polarity*, and the points near the ends of the magnet in which the forces seem concentrated are called its *poles*.

[Pg 94] What, then, will occur if we break this magnet in two at the centre E? Shall we obtain two magnets, each with a single pole? No; each half is in itself a perfect magnet, possessing two poles. This may be proved by breaking something of less value than the magnet—the steel of a lady's stays, for example, hardened and magnetized. It acts like the magnet. When broken, each half acts like the whole; and when these parts are again broken, we have still the perfect magnet, possessing, as in the first instance, two poles. Push your breaking to its utmost sensible limit—you cannot stop there. The bias derived from observation will infallibly carry you beyond the bourne of the senses, and compel you to regard this thing that we call magnetic polarity as resident in the ultimate particles of the steel. You come to the conclusion that each molecule of the magnet is endowed with this polar force.

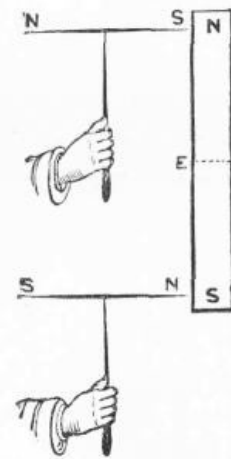


Fig. 22.

Like all other forces, this force of magnetism is amenable to mechanical laws; and, knowing the direction and magnitude of the force, we can predict its action. Placing a small magnetic needle near a bar magnet, it takes a determinate position. That position might be deduced theoretically from the mutual action of the poles. Moving the needle round the magnet, for each point of the surrounding space there is a definite direction of the needle and no other. A needle of iron will answer as well as the magnetic needle; for the needle of iron is magnetized by the magnet, and acts exactly like a steel needle independently magnetized.

If we place two or more needles of iron near the magnet, the action becomes more complex, for then the needles are not only acted on by the magnet, but they act upon each other. And if we pass to smaller masses of iron—to iron filings, for example—we find that they act substantially as the needles, arranging themselves in definite forms, in obedience to the magnetic action.

[Pg 95] Placing a sheet of paper or glass over a bar magnet and showering iron filings upon the paper, I notice a tendency of the filings to arrange themselves in determinate lines. They cannot freely follow this tendency, for they are hampered by the friction against the paper. They are helped by tapping the paper; each tap releasing them for a moment, and enabling them to follow their tendencies. But this is an experiment which can only be seen by myself. To enable you all to see it, I take a pair of small magnets and by a simple optical arrangement throw the magnified images of the magnets upon the screen. Scattering iron filings over the glass plate to which the small magnets are attached, and tapping the plate, you see the arrangement of the iron filings in those magnetic curves which have been so long familiar to scientific men (fig. 23).

[Pg 96]

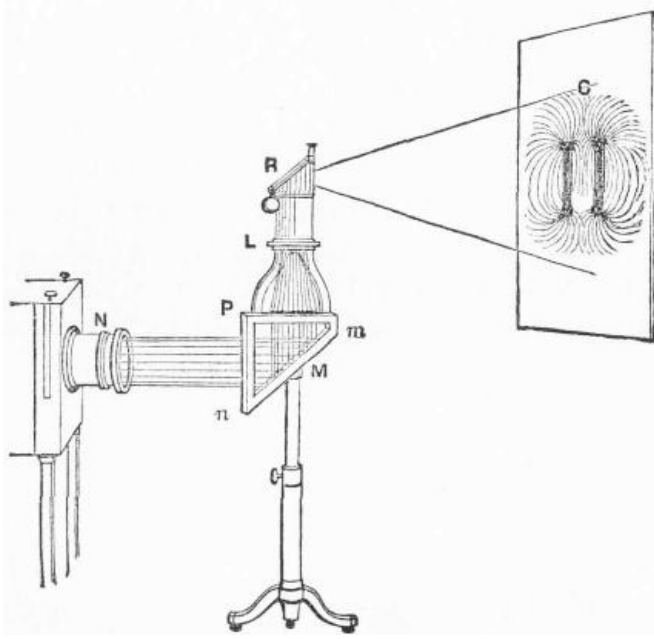


Fig. 23.

N is the nozzle of the lamp; M a plane mirror, reflecting the beam upwards. At P the magnets and iron filings are placed; L is a lens which forms an image of the magnets and filings; and R is a totally reflecting prism, which casts the image G upon the screen.

possesses four poles, two of which are attractive and two repulsive. The attractive poles approach, the repulsive poles retreat; the consequence being a certain definite arrangement of the particles with reference to each other.

§ 2. Theory of Crystallization.

[Pg 97] Now this idea of structure, as produced by polar force, opens a way for the intellect into an entirely new region, and the reason you are asked to accompany me into this region is, that our next inquiry relates to the action of crystals upon light. Prior to speaking of this action, I wish you to realise intellectually the process of crystalline architecture. Look then into a granite quarry, and spend a few minutes in examining the rock. It is not of perfectly uniform texture. It is rather an agglomeration of pieces, which, on examination, present curiously defined forms. You have there what mineralogists call quartz, you have felspar, you have mica. In a mineralogical cabinet, where these substances are preserved separately, you will obtain some notion of their forms. You will see there, also, specimens of beryl, topaz, emerald, tourmaline, heavy spar, fluor-spar, Iceland spar—possibly a full-formed diamond, as it quitted the hand of Nature, not yet having got into the hands of the lapidary.

[Pg 99] These crystals, you will observe, are put together according to law; they are not chance productions; and, if you care to examine them more minutely, you will find their architecture capable of being to some extent revealed. They often split in certain directions before a knife-edge, exposing smooth and shining surfaces, which are called planes of cleavage; and by following these planes you sometimes reach an internal form, disguised beneath the external form of the crystal. Ponder these beautiful edifices of a hidden builder. You cannot help asking yourself how they were built; and familiar as you now are with the notion of a polar force, and the ability of that force to produce structural arrangement, your inevitable answer will be, that those crystals are built by the play of polar forces with which their molecules are endowed. In virtue of these forces, molecule lays itself to molecule in a perfectly definite way, the final visible form of the crystal depending upon this play of its ultimate particles.

Everywhere in Nature we observe this tendency to run into definite forms, and nothing is easier than to give scope to this tendency by artificial arrangements. Dissolve nitre in water, and allow the water slowly to evaporate; the nitre remains and the solution soon becomes so concentrated that the liquid condition can no longer be preserved. The nitre-molecules approach each other, and come at length within the range of their polar forces. They arrange themselves in obedience to these forces, a minute crystal of nitre being at first produced. On this crystal the molecules continue to deposit themselves from the surrounding liquid. The crystal grows, and finally we have large prisms of nitre, each of a perfectly definite shape. Alum crystallizes with the utmost ease in this fashion. The resultant crystal is, however, different in shape from that of nitre, because the poles of the molecules are differently disposed. When they are *nursed* with proper care, crystals of these substances may be caused to grow to a great size.

The condition of perfect crystallization is, that the crystallizing force shall act with deliberation. There should be no hurry in its operations; but every molecule ought to be permitted, without disturbance from its neighbours, to

(By a very ingenious device, Professor Mayer, of Hoboken, has succeeded in fixing and photographing the magnetic curves. I am indebted to his kindness for the annexed beautiful illustration, fig. 24.)

The aspect of these curves so fascinated Faraday that the greater portion of his intellectual life was devoted to pondering over them. He invested the space through which they run with a kind of materiality; and the probability is that the progress of science, by connecting the phenomena of magnetism with the luminiferous ether, will prove these 'lines of force,' as Faraday loved to call them, to represent a condition of this mysterious substratum of all radiant action.

It is not, however, the magnetic curves, as such, but their relationship to theoretic conceptions, that we have now to consider. By the action of the bar magnet upon the needle we obtain the notion of a polar force; by the breaking of the strip of magnetized steel we attain the notion that polarity can attach itself to the ultimate particles of matter. The experiment with the iron filings introduces a new idea into the mind; the idea, namely, of *structural arrangement*. Every pair of filings

exercise its own rights. If the crystallization be too sudden, the regularity disappears. Water may be saturated with sulphate of soda, dissolved when the water is hot, and afterwards permitted to cool. When cold the solution is supersaturated; that is to say, more solid matter is contained in it than corresponds to its temperature. Still the molecules show no sign of building themselves together.

[Pg 100]

This is a very remarkable, though a very common fact. The molecules in the centre of the liquid are so hampered by the action of their neighbours that freedom to follow their own tendencies is denied to them. Fix your mind's eye upon a molecule within the mass. It wishes to unite with its neighbour to the right, but it wishes equally to unite with its neighbour to the left; the one tendency neutralizes the other and it unites with neither. But, if a crystal of sulphate of soda be dropped into the solution, the molecular indecision ceases. On the crystal the adjacent molecules will immediately precipitate themselves; on these again others will be precipitated, and this act of precipitation will continue from the top of the flask to the bottom, until the solution has, as far as possible, assumed the solid form. The crystals here produced are small, and confusedly arranged. The process has been too hasty to admit of the pure and orderly action of the crystallizing force. It typifies the state of a nation in which natural and healthy change is resisted, until society becomes, as it were, supersaturated with the desire for change, the change being then effected through confusion and revolution.

Let me illustrate the action of the crystallizing force by two examples of it: Nitre might be employed, but another well-known substance enables me to make the experiment in a better form. The substance is common sal-ammoniac, or chloride of ammonium, dissolved in water. Cleansing perfectly a glass plate, the solution of the chloride is poured over the glass, to which when the plate is set on edge, a thin film of the liquid adheres. Warming the glass slightly, evaporation is promoted, but by evaporation the water only is removed. The plate is then placed in a solar microscope, and an image of the film is thrown upon a white screen. The warmth of the illuminating beam adds itself to that already imparted to the glass plate, so that after a moment or two the dissolved salt can no longer exist in the liquid condition. Molecule then closes with molecule, and you have a most impressive display of crystallizing energy overspreading the whole screen. You may produce something similar if you breathe upon the frost ferns which overspread your window-panes in winter, and then observe through a pocket lens the subsequent recongelation of the film.

[Pg 101]

In this case the crystallizing force is hampered by the adhesion of the film to the glass; nevertheless, the play of power is strikingly beautiful. Sometimes the crystals start from the edge of the film and run through it from that edge; for, the crystallization being once started, the molecules throw themselves by preference on the crystals already formed. Sometimes the crystals start from definite nuclei in the centre of the film, every small crystalline particle which rests in the film furnishing a starting-point. Throughout the process you notice one feature which is perfectly unalterable, and that is, angular magnitude. The spiculæ branch from the trunk, and from these branches others shoot; but the angles enclosed by the spiculæ are unalterable. In like manner you may find alum-crystals, quartz-crystals, and all other crystals, distorted in shape. They are thus far at the mercy of the accidents of crystallization; but in one particular they assert their superiority over all such accidents—*angular magnitude* is always rigidly preserved.

[Pg 102]

My second example of the action of crystallizing force is this: By sending a voltaic current through a liquid, you know that we decompose the liquid, and if it contains a metal, we liberate this metal by electrolysis. This small cell contains a solution of acetate of lead, which is chosen




Fig. 24.

for our present purpose, because lead lends itself freely to this crystallizing power. Into the cell are dipped two very thin platinum wires, and these are connected by other wires with a small voltaic battery. On sending the voltaic current through the solution, the lead will be slowly severed from the atoms with which it is now combined; it will be liberated upon one of the wires, and at the moment of its liberation it will obey the polar forces of its atoms, and produce crystalline forms of exquisite beauty. They are now before you, sprouting like ferns from the wire, appearing indeed like vegetable growths rendered so rapid as to be plainly visible to the naked eye. On reversing the current, these wonderful lead-fronds will dissolve, while from the other wire filaments of lead dart through the liquid. In a moment or two the growth of the lead-trees recommences, but they now cover the other wire.

[Pg 103] In the process of crystallization, Nature first reveals herself as a builder. Where do her operations stop? Does she continue by the play of the same forces to form the vegetable, and afterwards the animal? Whatever the answer to these questions may be, trust me that the notions of the coming generations regarding this mysterious thing, which some have called 'brute matter,' will be very different from those of the generations past.

There is hardly a more beautiful and instructive example of this play of molecular force than that furnished by water. You have seen the exquisite fern-like forms produced by the crystallization of a film of water on a cold window-pane.^[15] You have also probably noticed the beautiful rosettes tied together by the crystallizing force during the descent of a snow-shower on a very calm day. The slopes and summits of the Alps are loaded in winter with these blossoms of the frost. They vary infinitely in detail of beauty, but the same angular magnitude is preserved throughout: an inflexible power binding spears and spiculæ to the angle of 60 degrees.

[Pg 104] The common ice of our lakes is also ruled in its formation by the same angle. You may sometimes see in freezing water small crystals of stellar shapes, each star consisting of six rays, with this angle of 60° between every two of them. This structure may be revealed in ordinary ice. In a sunbeam, or, failing that, in our electric beam, we have an instrument delicate enough to unlock the frozen molecules, without disturbing the order of their architecture. Cutting from clear, sound, regularly frozen ice, a slab parallel to the planes of freezing, and sending a sunbeam through such a slab, it liquefies internally at special points, round each point a six-petalled liquid flower of exquisite beauty being formed. Crowds of such flowers are thus produced. From an ice-house we sometimes take blocks of ice presenting misty spaces in the otherwise continuous mass; and when we inquire into the cause of this mistiness, we find it to be due to myriads of small six-petalled flowers, into which the ice has been resolved by the mere heat of conduction.

A moment's further devotion to the crystallization of water will be well repaid; for the sum of qualities which renders this substance fitted to play its part in Nature may well excite wonder and stimulate thought. Like almost all other substances, water is expanded by heat and contracted by cold. Let this expansion and contraction be first illustrated:—

A small flask is filled with coloured water, and stopped with a cork. Through the cork passes a glass tube water-tight, the liquid standing at a certain height in the tube. The flask and its tube resemble the bulb and stem of a thermometer. Applying the heat of a spirit-lamp, the water rises in the tube, and finally trickles over the top. Expansion by heat is thus illustrated.

[Pg 105] Removing the lamp and piling a freezing mixture round the flask, the liquid column falls, thus showing the contraction of the water by the cold. But let the freezing mixture continue to act: the falling of the column continues to a certain point; it then ceases. The top of the column remains stationary for some seconds, and afterwards begins to rise. The contraction has ceased, and *expansion by cold* sets in. Let the expansion continue till the liquid trickles a second time over the top of the tube. The freezing mixture has here produced to all appearance the same effect as the flame. In the case of water, contraction by cold ceases, and expansion by cold sets in at the definite temperature of 39° Fahr. Crystallization has virtually here commenced, the molecules preparing themselves for the subsequent act of solidification, which occurs at 32°, and in which the expansion suddenly culminates. In virtue of this expansion, ice, as you know, is lighter than water in the proportion of 8 to 9.^[16]

A molecular problem of great interest is here involved, and I wish now to place before you, for the satisfaction of your minds, a possible solution of the problem:—

Consider, then, the ideal case of a number of magnets deprived of weight, but retaining their polar forces. If we had a mobile liquid of the specific gravity of steel, we might, by making the magnets float in it, realize this state of things, for in such a liquid the magnets would neither sink nor swim. Now, the principle of gravitation enunciated by Newton is that every particle of matter, of every kind, attracts every other particle with a force varying inversely as the square of the distance. In virtue of the attraction of gravity, then, the magnets, if perfectly free to move, would slowly approach each other.

[Pg 106] But besides the unpolar force of gravity, which belongs to matter in general, the magnets are endowed with the polar force of magnetism. For a time, however, the polar forces do not come sensibly into play. In this condition the magnets resemble our water-molecules at the temperature say of 50°. But the magnets come at length sufficiently near each other to enable their poles to interact. From this point the action ceases to be solely a general attraction of the masses. Attractions of special points of the masses and repulsions of other points now come into play; and it is easy to see that the rearrangement of the magnets consequent upon the

introduction of these new forces may be such as to require a greater amount of room. This, I take it, is the case with our water-molecules. Like our ideal magnets, they approach each other for a time *as wholes*. Previous to reaching the temperature 39° Fahr., the polar forces had doubtless begun to act, but it is at this temperature that their claim to more room exactly balances the contraction due to cold. At lower temperatures, as regards change of volume, the polar forces predominate. But they carry on a struggle with the force of contraction until the freezing temperature is attained. The molecules then close up to form solid crystals, a considerable augmentation of volume being the immediate consequence.

§ 3. Ordinary Refraction of Light explained by the Wave Theory.

[Pg 107] We have now to exhibit the bearings of this act of crystallization upon optical phenomena. According to the undulatory theory, the velocity of light in water and glass is less than in air. Consider, then, a small portion of a wave issuing from a point of light so distant that the minute area may be regarded as practically plane. Moving vertically downwards, and impinging on a horizontal surface of glass or water, the wave would go through the medium without change of direction. As, however, the velocity in glass or water is less than the velocity in air, the wave would be retarded on passing into the denser medium.

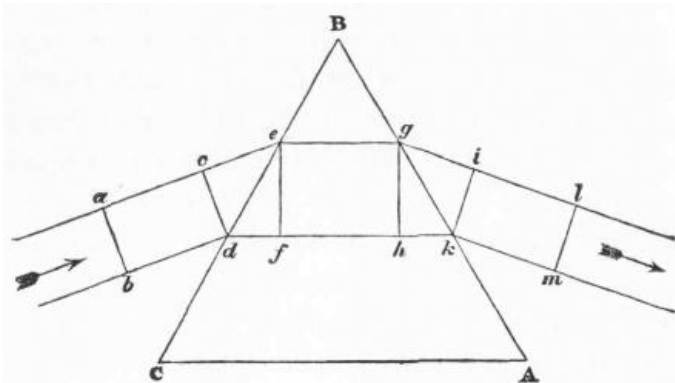


Fig. 25.

But suppose the wave, before reaching the glass, to be *oblique* to the surface; that end of the wave which first reaches the medium will be the first retarded by it, the other portions as they enter the glass being retarded in succession. It is easy to see that this retardation of the one end of the wave must cause it to swing round and change its front, so that when the wave has fully entered the glass its course is oblique to its original direction. According to the undulatory theory, light is thus *refracted*.

[Pg 108] With these considerations to guide us, let us follow the course of a beam of monochromatic light through our glass prism. The velocity in air is to its velocity in glass as 3: 2. Let A B C (fig. 25) be the section of our prism, and *a b* the section of a plane wave approaching it in the direction of the arrow. When it reaches *c d*, one end of the wave is on the point of entering the glass. Following it still further, it is obvious that while the portion of the wave still in the air passes over the distance *c e*, the wave in the glass will have passed over only two-thirds of this distance, or *d f*. The line *e f* now marks the front of the wave. Immersed wholly in the glass it pursues its way to *g h*, where the end *g* of the wave is on the point of escaping into the air. During the time required by the end *h* of the wave to pass over the distance *h k* to the surface of the prism, the other end *g*, moving more rapidly, will have reached the point *i*. The wave, therefore, has again changed its front, so that after its emergence from the prism it will pass on to *l m*, and subsequently in the direction of the arrow. The refraction of the beam is thus completely accounted for; and it is, moreover, based upon actual experiment, which proves that the ratio of the velocity of light in glass to its velocity in air is that here mentioned. It is plain that if the change of velocity on entering the glass were greater, the refraction also would be greater.

§ 4. Double Refraction of Light explained by the Wave Theory.

[Pg 109] The two elements of rapidity of propagation, both of sound and light, in any substance whatever, are *elasticity* and *density*, the speed increasing with the former and diminishing with the latter. The enormous velocity of light in stellar space is attainable because the ether is at the same time of infinitesimal density and of enormous elasticity. Now the ether surrounds the atoms of all bodies, but it is not independent of them. In ponderable matter it acts as if its density were increased without a proportionate increase of elasticity; and this accounts for the diminished velocity of light in refracting bodies. We here reach a point of cardinal importance. In virtue of the crystalline architecture that we have been considering, the ether in many crystals possesses different densities, and different elasticities, in different directions; the consequence is, that in such crystals light is transmitted with different velocities. And as refraction depends wholly upon the change of velocity on entering the refracting medium, being greatest where the change of velocity is greatest, we have in many crystals two different refractions. By such crystals a beam of light is divided into two. This effect is called *double refraction*.

In ordinary water, for example, there is nothing in the grouping of the molecules to interfere with the perfect homogeneity of the ether; but, when water crystallizes to ice, the case is different. In a plate of ice the elasticity of the ether in a direction perpendicular to the surface of freezing is different from what it is parallel to the surface of freezing; ice is, therefore, a double refracting substance. Double refraction is displayed in a particularly impressive manner by Iceland spar, which is crystallized carbonate of lime. The difference of ethereal density in two directions in this crystal is very great, the separation of the beam into the two halves being, therefore, particularly striking.

[Pg 110] I am unwilling to quit this subject before raising it to unmistakable clearness in your minds. The vibrations of light being transversal, the elasticity concerned in the propagation of any ray is the elasticity at right angles to the direction of propagation. In Iceland spar there is one direction round which the crystalline molecules are symmetrically built. This direction is called the axis of the crystal. In consequence of this symmetry the elasticity is the same in all directions perpendicular to the axis, and hence a ray transmitted along the axis suffers no double refraction. But the elasticity along the axis is greater than the elasticity at right angles to it. Consider, then, a system of waves crossing the crystal in a direction perpendicular to the axis. Two directions of vibration are open to such waves: the ether particles can vibrate parallel to the axis or perpendicular to it. *They do both*, and hence immediately divide themselves into two systems propagated with different velocities. Double refraction is the necessary consequence.

§ 4. *Double Refraction of Light explained by the Wave Theory.*

[Pg 111] By means of Iceland spar cut in the proper direction, double refraction is capable of easy illustration. Causing the beam which builds the image of our carbon-points to pass through the spar, the single image is instantly divided into two. Projecting (by the lens E, fig. 26) an image of the aperture (L) through which the light issues from the electric lamp, and introducing the spar (P), two luminous disks (E O) appear immediately upon the screen instead of one.

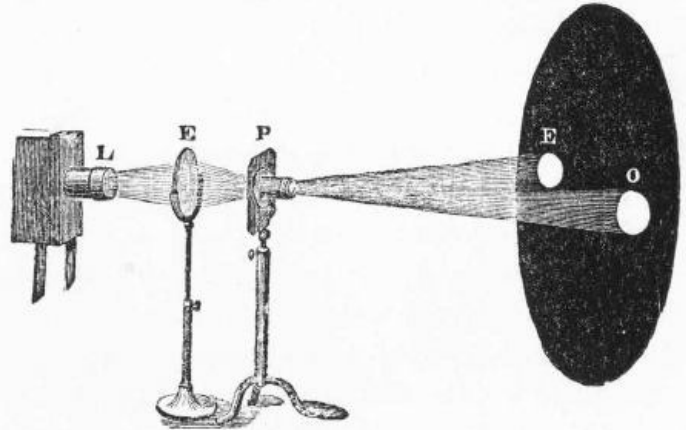


Fig. 26.

[Pg 112] The two beams into which the spar divides the single incident-beam have been subjected to the closest examination. They do not behave alike. One of them obeys the ordinary law of refraction discovered by Snell, and is, therefore, called the *ordinary ray*: its index of refraction is 1.654. The other does not obey this law. Its index of refraction, for example, is not constant, but varies from a maximum of 1.654 to a minimum of 1.483; nor in this case do the incident and refracted rays always lie in the same plane. It is, therefore, called the *extraordinary ray*. In calc-spar, as just stated, the ordinary ray is the most refracted. One consequence of this merits a passing notice. Pour water and bisulphide of carbon into two cups of the same depth; the cup that contains the more strongly refracting liquid will appear shallower than the other. Place a piece of Iceland spar over a dot of ink; two dots are seen, the one appearing nearer than the other to the eye. The nearest dot belongs to the most strongly refracted ray, exactly as the nearest cup-bottom belongs to the most highly refracting liquid. When you turn the spar round, the extraordinary image of the dot rotates round the ordinary one, which remains fixed. This is also the deportment of our two disks upon the screen.

§ 5. *Polarization of Light explained by the Wave Theory.*

The double refraction of Iceland spar was first treated in a work published by Erasmus Bartholinus, in 1669. Huyghens sought to account for this phenomenon on the principles of the wave theory, and he succeeded in doing so. He, moreover, made highly important observations on the distinctive character of the two beams transmitted by the spar, admitting, with resigned candour, that he had not solved the difficulty, and leaving the solution to future times. Newton, reflecting on the observations of Huyghens, came to the conclusion that each of the beams transmitted by Iceland spar had two sides; and from the analogy of this *two-sidedness* with the *two-endedness* of a magnet, wherein consists its polarity, the two beams came subsequently to be described as *polarized*.

We may begin the study of the polarization of light, with ease and profit, by means of a crystal of tourmaline. But we must start with a clear conception of an ordinary beam of light. It has been already explained that the vibrations of the individual ether-particles are executed *across* the line of propagation. In the case of ordinary light we are to figure the ether-particles as vibrating in all directions, or azimuths, as it is sometimes expressed, across this line.

[Pg 113] Now, in the case of a plate of tourmaline cut parallel to the axis of the crystal, a beam of light incident upon the plate is divided into two, the one vibrating parallel to the axis of the crystal, the other at right angles to the axis. The grouping of the molecules, and of the ether associated with the molecules, reduces all the vibrations incident upon the crystal to these two directions. One of these beams, namely, that whose vibrations are perpendicular to the axis, is quenched with exceeding rapidity by the tourmaline. To such vibrations many specimens of the crystal are highly opaque; so that, after having passed through a very small thickness of the tourmaline, the light emerges with all its vibrations reduced to a single plane. In this condition it is what we call *plane polarized light*.

A moment's reflection will show that, if what is here stated be correct, on placing a second plate of tourmaline with its axis parallel to the first, the



Fig. 27.

light will pass through both; but that, if the axes be crossed, the light that passes through the one plate will be quenched by the other, a total interception of the light being the consequence. Let us test this conclusion by experiment. The image of a plate of tourmaline (*t t*, fig. 27) is now before you. I place

[Pg 114] parallel to it another plate (*t' t'*): the green of the crystal is a little deepened, nothing more; this agrees with our conclusion. By means of an endless screw, I now turn one of the crystals gradually round, and you observe that as long as the two plates are oblique to each other, a certain portion of light gets through; but that when they are at right angles to each other, the space common to both is a space of darkness (fig. 28). Our conclusion, arrived at prior to experiment, is thus verified.

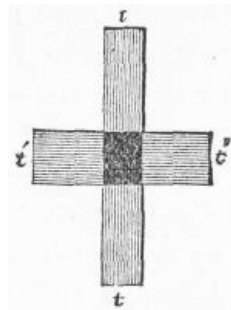


Fig. 28.

Let us now return to a single plate; and here let me say that it is on the green light transmitted by the tourmaline that you are to fix your attention. We have to illustrate the two-sidedness of that green light, in contrast to the all-sidedness of ordinary light. The white light surrounding the green image, being ordinary light, is reflected by a plane glass mirror in all directions; the green light, on the contrary, is not so reflected. The image of the tourmaline is now horizontal; reflected upwards, it is still green; reflected sideways, the image is reduced to blackness, because of the incompetency of the green light to be reflected in this direction. Making the plate of tourmaline vertical, and reflecting it as before, it is the light of the upper image that is quenched; the side image now shows the green. This is a result of the greatest significance. If the vibrations of light were longitudinal, like those of sound, you could have no action of this kind; and this very action compels us to assume that the vibrations are transversal. Picture the thing clearly. In the one case the mirror receives, as it were, the impact of the *edges* of the waves, the green light being then quenched. In the other case the *sides* of the waves strike the mirror, and the green light is reflected. To render the extinction complete, the light must be received upon the mirror at a special angle. What this angle is we shall learn presently.

[Pg 115]

The quality of two-sidedness conferred upon light by bi-refracting crystals may also be conferred upon it by ordinary reflection. Malus made this discovery in 1808, while looking through Iceland spar at the light of the sun reflected from the windows of the Luxembourg palace in Paris. I receive upon a plate of window-glass the beam from our lamp; a great portion of the light reflected from the glass is polarized. The vibrations of this reflected beam are executed, for the most part, parallel to the surface of the glass, and when the glass is held so that the beam shall make an angle of 58° with the perpendicular to the glass, the *whole* of the reflected beam is polarized. It was at this angle that the image of the tourmaline was completely quenched in our former experiment. It is called *the polarizing angle*.

Sir David Brewster proved the angle of polarization of a medium to be that particular angle at which the refracted and reflected rays inclose a right angle.^[17] The polarizing angle augments with the index of refraction. For water it is $52\frac{1}{2}^\circ$; for glass, as already stated, 58° ; while for diamond it is 68° .

[Pg 116]

And now let us try to make substantially the experiment of Malus. The beam from the lamp is received at the proper angle upon a plate of glass and reflected through the spar. Instead of two images, you see but one. So that the light, when polarized, as it now is by reflection, can only get through the spar in one direction, and consequently can produce but one image. Why is this? In the Iceland spar as in the tourmaline, all the vibrations of the ordinary light are reduced to two planes at right angles to each other; but, unlike the tourmaline, both beams are transmitted with equal facility by the spar. The two beams, in short, emergent from the spar, are polarized, their directions of vibration being at right angles to each other. When, therefore, the light is first polarized by reflection, the direction of vibration in the spar which coincides with the direction of vibration of the polarized beam, transmits the beam, and that direction only. Only one image, therefore, is possible under the conditions.

You will now observe that such logic as connects our experiments is simply a transcript of the logic of Nature. On the screen before you are two disks of light produced by the double refraction of Iceland spar. They are, as you know, two images of the aperture through which the light issues from the camera. Placing the tourmaline in front of the aperture, two images of the crystal will also be obtained; but now let us reason out beforehand what is to be expected from this experiment. The light emergent from the tourmaline is polarized. Placing the crystal with its axis horizontal, the vibrations of its transmitted light will be horizontal. Now the spar, as already stated, has two directions of vibration, one of which at the present moment is vertical, the other horizontal. What are we to conclude? That the green light will be transmitted along the latter, which is parallel to the axis of the tourmaline, and not along the former, which is perpendicular to that axis. Hence we may infer that one image of the tourmaline will show the ordinary green light of the crystal, while the other image will be black. Tested by experiment, our reasoning is verified to the letter (fig. 29).

[Pg 117]

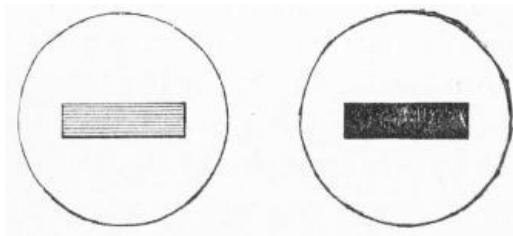


Fig. 29.

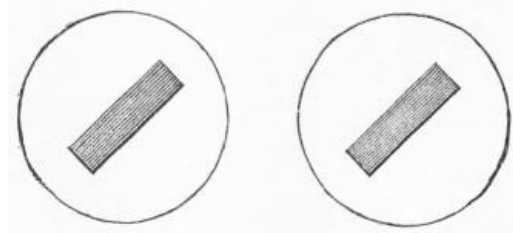


Fig. 30.

Let us push our test still further. By means of an endless screw, the crystal can be turned ninety degrees round. The black image, as I turn, becomes gradually brighter, and the bright one gradually darker; at an angle of forty-five degrees both images are equally bright (fig. 30); while, when ninety degrees have been obtained, the axis of the crystal being then vertical, the bright and black images have changed places, exactly as reasoning would have led us to suppose (fig.

[Pg 118] 31).

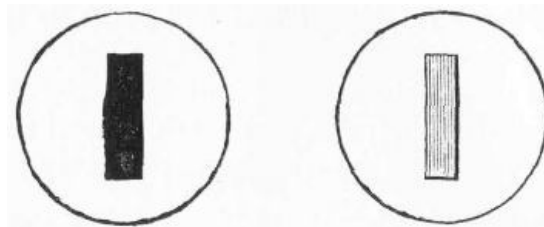


Fig. 31.

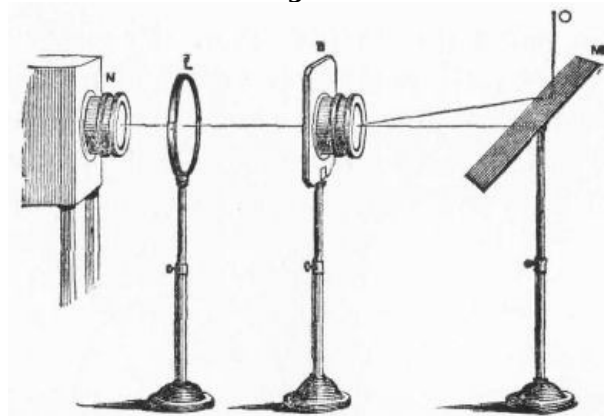


Fig. 32.

Considering what has been already said (p. 114) regarding the reflection of light polarized by transmission through tourmaline, you will readily foresee what must occur when we receive upon a plate of glass, held at the polarizing angle, the two beams emergent from our prism of Iceland spar. I cause both beams to pass side by side through the air, catch them on a glass plate, and seek to reflect them upwards. At the polarizing angle one beam only is capable of being thus reflected. Which? Your prompt answer will be, The beam whose vibrations are horizontal (fig. 32). I now turn the glass plate and try to reflect both beams laterally. One of them only is reflected; that, namely, the vibrations of which are vertical (fig. 33). It is plain that, by means either of the tourmaline or the reflecting glass, we can determine in a moment the direction of vibration in any polarized beam.

[Pg 119]

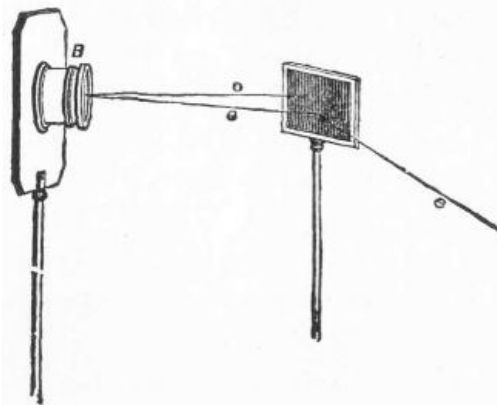


Fig. 33.

As already stated, the whole of a beam of ordinary light reflected from glass at the polarizing angle is polarized; a word must now be added regarding the far larger portion of the light which is *transmitted* by the glass. The transmitted beam contains a quantity of polarized light equal to the reflected beam; but this is only a fraction of the whole transmitted light. By taking two plates of glass instead of one, we augment the quantity of the transmitted polarized light; and by taking *a bundle* of plates, we so increase the quantity as to render the transmitted beam, for all practical purposes, *perfectly* polarized. Indeed, bundles of glass plates are often employed as a means of furnishing polarized light. It is important to note that the plane of vibration of this transmitted light is at right angles to that of the reflected light.

[Pg 120] One word more. When the tourmalines are crossed, the space where they cross each other is black. But we have seen that the least obliquity on the part of the crystals permits light to get through both. Now suppose, when the two plates are crossed, that we interpose a third plate of tourmaline between them, with its axis oblique to both. A portion of the light transmitted by the first plate will get through this intermediate one. But, after it has got through, *its plane of vibration is changed*: it is no longer perpendicular to the axis of the crystal in front. Hence it will, in part, get through that crystal. Thus, by pure reasoning, we infer that the interposition of a third plate of tourmaline will in part abolish the darkness produced by the perpendicular crossing of the other two plates. I have not a third plate of tourmaline; but the talc or mica which you employ in your stoves is a more convenient substance, which acts in the same way. Between the crossed tourmalines, I introduce a film of this crystal with its axis oblique to theirs. You see the edge of the film slowly descending, and, as it descends, light takes the place of darkness. The darkness, in fact, seems scraped away, as if it were something material. This effect has been called, naturally but improperly, *depolarization*. Its proper meaning will be disclosed in our next lecture.

These experiments and reasonings, if only thoroughly studied and understood, will form a solid groundwork for the analysis of the splendid optical phenomena next to be considered.

[Pg 121]

LECTURE IV.

CHROMATIC PHENOMENA PRODUCED BY CRYSTALS IN POLARIZED LIGHT
 THE NICOL PRISM
 POLARIZER AND ANALYZER
 ACTION OF THICK AND THIN PLATES OF SELENITE
 COLOURS DEPENDENT ON THICKNESS
 RESOLUTION OF POLARIZED BEAM INTO TWO OTHERS BY THE SELENITE
 ONE OF THEM MORE RETARDED THAN THE OTHER
 RECOMPOUNDING OF THE TWO SYSTEMS OF WAVES BY THE ANALYZER
 INTERFERENCE THUS RENDERED POSSIBLE
 CONSEQUENT PRODUCTION OF COLOURS
 ACTION OF BODIES MECHANICALLY STRAINED OR PRESSED
 ACTION OF SONOROUS VIBRATIONS
 ACTION OF GLASS STRAINED OR PRESSED BY HEAT
 CIRCULAR POLARIZATION
 CHROMATIC PHENOMENA PRODUCED BY QUARTZ
 THE MAGNETIZATION OF LIGHT
 RINGS SURROUNDING THE AXES OF CRYSTALS
 BIAXIAL AND UNIAXIAL CRYSTALS
 GRASP OF THE UNDULATORY THEORY
 THE COLOUR AND POLARIZATION OF SKY-LIGHT
 GENERATION OF ARTIFICIAL SKIES.

§ 1. *Action of Crystals on Polarized Light: the Nicol Prism.*

We have this evening to examine and illustrate the chromatic phenomena produced by the action of crystals, and double-refracting bodies generally, upon polarized light, and to apply the

[Pg 122]

Undulatory Theory to their elucidation. For a long time investigators were compelled to employ plates of tourmaline for this purpose, and the progress they made with so defective a means of inquiry is astonishing. But these men had their hearts in their work, and were on this account enabled to extract great results from small instrumental appliances. For our present purpose we need far larger apparatus; and, happily, in these later times this need has been to a great extent satisfied. We have seen and examined the two beams emergent from Iceland spar, and have proved them to be polarized. If, at the sacrifice of half the light, we could abolish one of these, the other would place at our disposal a beam of polarized light, incomparably stronger than any attainable from tourmaline.

The beams, as you know, are refracted differently, and from this, as made plain in §4, Lecture I., we are able to infer that the one may be totally reflected, when the other is not. An able optician, named Nicol, cut a crystal of Iceland spar in two halves in a certain direction. He polished the severed surfaces, and reunited them by Canada balsam, the surface of union being so inclined to the beam traversing the spar that the ordinary ray, which is the most highly refracted, was totally reflected by the balsam, while the extraordinary ray was permitted to pass on.

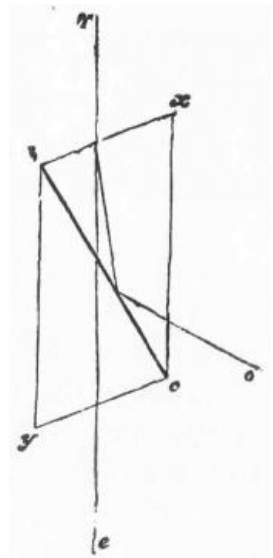


Fig. 34.

[Pg 123]

Let $b x$, $c y$ (fig. 34) represent the section of an elongated rhomb of Iceland spar cloven from the crystal. Let this rhomb be cut along the plane $b c$; and the two severed surfaces, after having been polished, reunited by Canada balsam. We learned, in our first lecture, that total reflection only takes place when a ray seeks to escape from a more refracting to a less refracting medium, and that it always, under these circumstances, takes place when the obliquity is sufficient. Now the refractive index of Iceland spar is, for the extraordinary ray less, and for the ordinary greater, than for Canada balsam. Hence, in passing from the spar to the balsam, the extraordinary ray passes from a less refracting to a more refracting medium, where total reflection cannot occur; while the ordinary ray passes from a more refracting to a less refracting medium, where total reflection can occur. The requisite obliquity is secured by making the rhomb of such a length that the plane of which $b c$ is the section shall be perpendicular, or nearly so, to the two end surfaces of the rhomb $b x$, $c y$.

The invention of the Nicol prism was a great step in practical optics, and quite recently such prisms have been constructed of a size and purity which enable audiences like the present to witness the chromatic phenomena of polarized light to a degree altogether unattainable a short time ago.

[Pg 124]

(The two prisms employed in these experiments were lent to me by my lamented friend Mr. William Spottiswoode, and they were manufactured by Mr. Ahrens, an optician of consummate skill.)

§ 2. Colours of Films of Selenite in Polarized Light.

Two Nicol prisms play the same part as the two plates of tourmaline. Placed with their directions of vibration parallel, the light passes through both; while when these directions are crossed the light is quenched. Introducing a film of mica between the prisms, the light, as in the case of the tourmaline, is restored. But notice, when the film of mica is *thin* you have sometimes not only light, but *coloured* light. Our work for some time to come will consist of the examination of such colours. With this view, I will take a representative crystal, one easily dealt with, because it cleaves with great facility—the crystal gypsum, or selenite, which is crystallized sulphate of lime. Between the crossed Nicols I place a thick plate of this crystal; like the mica, it restores the light, but it produces no colour. With my penknife I take a thin splinter from the crystal and place it between the prisms; the image of the splinter glows with the richest colours. Turning the prism in front, these colours gradually fade and disappear, but, by continuing the rotation until the vibrating sections of the prisms are parallel to each other, vivid colours again arise, but these colours are complementary to the former ones.

[Pg 125]

Some patches of the splinter appear of one colour, some of another. These differences are due to the different thicknesses of the film. As in the case of Hooke's thin plates, if the thickness be uniform the colour is uniform. Here, for instance, is a stellar shape, every lozenge of the star being a film of gypsum of uniform thickness: each lozenge, you observe, shows a brilliant and uniform colour. It is easy, by shaping our films so as to represent flowers or other objects, to exhibit such objects in hues unattainable by art. Here, for example, is a specimen of heart's-ease, the colours of which you might safely defy the artist to reproduce. By turning the front Nicol 90 degrees round, we pass through a colourless phase to a series of colours complementary to the former ones. This change is still more strikingly represented by a rose-tree, which is now presented in its natural hues—a red flower and green leaves; turning the prism 90 degrees round, we obtain a green flower and red leaves. All these wonderful chromatic effects have definite mechanical causes in the motions of the ether. The principle of interference duly applied and interpreted explains them all.

§ 3. Colours of Crystals in Polarized Light explained by the Undulatory Theory.

[Pg 126]

By this time you have learned that the word 'light' may be used in two different senses: it may mean the impression made upon consciousness, or it may mean the physical cause of the impression. It is with this cause that we have to occupy ourselves at present. The luminiferous ether is a substance which fills all space, and surrounds the atoms and molecules of bodies. To this inter-stellar and inter-atomic medium definite mechanical properties are ascribed, and we deal with it in our reasonings and calculations as a body possessed of these properties. In mechanics we have the composition and resolution of forces and of motions, extending to the composition and resolution of *vibrations*. We treat the luminiferous ether on mechanical principles, and, from the composition and resolution of its vibrations we deduce all the phenomena displayed by crystals in polarized light.

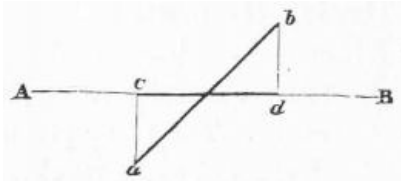


Fig. 35.

Let us take, as an example, the crystal of tourmaline, with which we are now so familiar. Let a vibration cross this crystal oblique to its axis. Experiment has assured us that a portion of the light will pass through. The quantity which passes we determine in this way. Let A B (fig. 35) be the axis of the tourmaline, and let *a b* represent the amplitude of an oblique ethereal vibration before it reaches A B. From *a* and *b* let the two perpendiculars *a c* and *b d* be drawn upon the axis: then *c d* will be the amplitude of the transmitted vibration.

[Pg 127]

I shall immediately ask you to follow me while I endeavour to explain the effects observed when a film of gypsum is placed between the two Nicol prisms. But, prior to this, it will be desirable to establish still further the analogy between the action of the prisms and that of the two plates of tourmaline. The magnified images of these plates, with their axes at right-angles to each other, are now before you. Introducing between them a film of selenite, you observe that by turning the film round it may be placed in a position where it has no power to abolish the darkness of the superposed portions of the tourmalines. Why is this? The answer is, that in the gypsum there are two directions, at right angles to each other, in which alone vibrations can take place, and that in our present experiment one of these directions is parallel to one of the axes of the tourmaline, and the other parallel to the other axis. When this is the case, the film exercises no sensible action upon the light. But now I turn the film so as to render its directions of vibration *oblique* to the two tourmaline axes; then, you see it exercises the power, demonstrated in the last lecture, of partially restoring the light.

Let us now mount our Nicol prisms, and cross them as we crossed the tourmaline. Introducing our film of gypsum between them, you notice that in one particular position the film has no power whatever over the field of view. But, when the film is turned a little way round, the light passes. We have now to understand the mechanism by which this is effected.

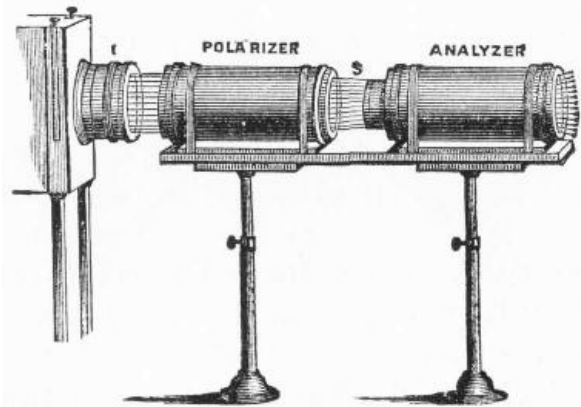


Fig. 36.

[Pg 128]

First, then, we have a prism which receives the light from the electric lamp, and which is called the *polarizer*. Then we have the plate of gypsum (supposed to be placed at S, fig. 36), and then the prism in front, which is called the *analyzer*. On its emergence from the first prism, the light is polarized; and, in the particular case now before us, its vibrations are executed in a horizontal plane. We have to examine what occurs when the two directions of vibration in the interposed gypsum are oblique to the horizon. Draw a rectangular cross (A B, C D, fig. 37) to represent these two directions. Draw a line (*a b*) to represent the amplitude of the horizontal vibration on the emergence of the light from the first Nicol. Let fall from each end of this line two perpendiculars (*a c*, *a f*, *b d*, *b e*) on the two arms of the cross; then the distances (*c d*, *e f*) between the feet of these perpendiculars represent the amplitudes of two rectangular vibrations, which are the *components* of the first single vibration. Thus the polarized ray, when it enters the gypsum, is resolved into its two equivalents, which vibrate at right angles to each other.

[Pg 129]

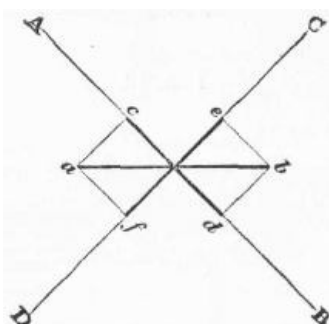


Fig. 37.

In one of these two rectangular directions the ether within the gypsum is more sluggish than in the other; and, as a consequence, the waves that follow this direction are more retarded than the others. In both cases the undulations are shortened when they enter the gypsum, but in the one case they are more shortened than in the other. You can readily imagine that in this way the one system of waves may get half a wave-length, or indeed any number of half wavelengths, in advance of the other. The possibility of interference here at once flashes upon the mind. A little consideration, however, will render it evident that, as long as the vibrations are executed at right angles to each other, they cannot quench each other, no matter what the retardation may be. This brings us at once to the part played by the analyzer. Its sole function is to recompound the two vibrations emergent from the gypsum. It reduces them to a single

plane, where, if one of them be retarded by the proper amount, extinction will occur.

But here, as in the case of thin films, the different lengths of the waves of light come into play. Red will require a greater thickness to produce the retardation necessary for extinction than blue; consequently when the longer waves have been withdrawn by interference, the shorter ones remain, the film of gypsum shining with the colours which the short waves confer. Conversely, when the shorter waves have been withdrawn, the thickness is such that the longer waves remain. An elementary consideration suffices to show, that when the directions of vibration of the prisms and the gypsum enclose an angle of forty-five degrees, the colours are at their maximum brilliancy. When the film is turned from this direction, the colours gradually fade, until, at the point where the directions of vibration in plate and prisms are parallel, they disappear altogether.

[Pg 130] (The best way of obtaining a knowledge of these phenomena is to construct a model of thin wood or pasteboard, representing the plate of gypsum, its planes of vibration, and also those of the polarizer and analyzer. Two parallel pieces of the board are to be separated by an interval which shall represent the thickness of the film of gypsum. Between them two other pieces, intersecting each other at a right angle, are to represent the planes of vibration within the film; while attached to the two parallel surfaces outside are two other pieces of board, which represent the planes of vibration of the polarizer and analyzer. On the two intersecting planes the waves are to be drawn, showing the resolution of the first polarized beam into two others, and then the subsequent reduction of the two systems of vibrations to a common plane by the analyzer. Following out rigidly the interaction of the two systems of waves, we are taught by such a model that all the phenomena of colour obtained by the combination of the waves, when the planes of vibration of the two Nicols are parallel, are displaced by the *complementary* phenomena, when the planes of vibration are perpendicular to each other.)

[Pg 131] In considering the next point, we will operate, for the sake of simplicity, with monochromatic light—with red light, for example, which is easily obtained pure by red glass. Supposing a certain thickness of the gypsum produces a retardation of half a wave-length, twice this thickness will produce a retardation of two half wave-lengths, three times this thickness a retardation of three half wave-lengths, and so on. Now, when the Nicols are parallel, the retardation of half a wave-length, or of any *odd* number of half wave-lengths, produces extinction; at all thicknesses, on the other hand, which correspond to a retardation of an *even* number of half wave-lengths, the two beams support each other, when they are brought to a common plane by the analyzer. Supposing, then, that we take a plate of a wedge form, which grows gradually thicker from edge to back, we ought to expect, in red light, a series of recurrent bands of light and darkness; the dark bands occurring at thicknesses which produce retardations of one, three, five, etc., half wave-lengths, while the bright bands occur between the dark ones. Experiment proves the wedge-shaped film to show these bands. They are also beautifully shown by a circular film, so worked as to be thinnest at the centre, and gradually increasing in thickness from the centre outwards. A splendid series of rings of light and darkness is thus produced.

When, instead of employing red light, we employ blue, the rings are also seen: but as they occur at thinner portions of the film, they are smaller than the rings obtained with the red light. The consequence of employing white light may be now inferred; inasmuch as the red and the blue fall in different places, we have *iris-coloured* rings produced by the white light.

[Pg 132] Some of the chromatic effects of irregular crystallization are beautiful in the extreme. Could I introduce between our two Nicols a pane of glass covered by those frost-ferns which your cold weather renders now so frequent, rich colours would be the result. The beautiful effects of the irregular crystallization of tartaric acid and other substances on glass plates now presented to you, illustrate what you might expect from the frosted window-pane. And not only do crystalline bodies act thus upon light, but almost all bodies that possess a definite structure do the same. As a general rule, organic bodies act thus upon light; for their architecture implies an arrangement of the molecules, and of the ether associated with the molecules, which involves double refraction. A film of horn, or the section of a shell, for example, yields very beautiful colours in polarized light. In a tree, the ether certainly possesses different degrees of elasticity along and across the fibre; and, were wood transparent, this peculiarity of molecular structure would infallibly reveal itself by chromatic phenomena like those that you have seen.

§ 4. Colours produced by Strain and Pressure.

Not only do natural bodies behave in this way, but it is possible, as shown by Brewster, to confer, by artificial strain or pressure, a temporary double refracting structure upon non-crystalline bodies such as common glass. This is a point worthy of illustration. When I place a bar of wood across my knee and seek to break it, what is the mechanical condition of the bar? It bends, and its convex surface is *strained* longitudinally; its concave surface, that next my knee, is longitudinally *pressed*. Both in the strained portion and in the pressed portion of the wood the ether is thrown into a condition which would render the wood, were it transparent, double-refracting. For, in cases like the present, the drawing of the molecules asunder longitudinally is always accompanied by their approach to each other laterally; while the longitudinal squeezing is accompanied by lateral retreat. Each half of the bar of wood exhibits this antithesis, and is therefore double-refracting.

[Pg 133] Let us now repeat this experiment with a bar of glass. Between the crossed Nicols I introduce such a bar. By the dim residue of light lingering upon the screen, you see the image of the glass,

but it has no effect upon the light. I simply bend the glass bar with my finger and thumb, keeping its length oblique to the directions of vibration in the Nicols. Instantly light flashes out upon the screen. The two sides of the bar are illuminated, the edges most, for here the strain and pressure are greatest. In passing from longitudinal strain to longitudinal pressure, we cross a portion of the glass where neither is exerted. This is the so-called neutral axis of the bar of glass, and along it you see a dark band, indicating that the glass along this axis exercises no action upon the light. By employing the force of a press, instead of the force of my finger and thumb, the brilliancy of the light is greatly augmented.

Again, I have here a square of glass which can be inserted into a press of another kind. Introducing the uncompressed square between the prisms, its neutrality is declared; but it can hardly be held sufficiently loosely in the press to prevent its action from manifesting itself. Already, though the pressure is infinitesimal, you see spots of light at the points where the press is in contact with the glass. On turning a screw, the image of the square of glass flashes out upon the screen. Luminous spaces are seen separated from each other by dark bands.

[Pg 134]

Every two adjacent spaces are in opposite mechanical conditions. On one side of the dark band we have strain, on the other side pressure, the band marking the neutral axis between both. I now tighten the vice, and you see colour; tighten still more, and the colours appear as rich as those presented by crystals. Releasing the vice, the colours suddenly vanish; tightening suddenly, they reappear. From the colours of a soap-bubble Newton was able to infer the thickness of the bubble, thus uniting by the bond of thought apparently incongruous things. From the colours here presented to you, the magnitude of the pressure employed might be inferred. Indeed, the late M. Wertheim, of Paris, invented an instrument for the determination of strains and pressures, by the colours of polarized light, which exceeded in accuracy all previous instruments of the kind.




Fig. 38

And now we have to push these considerations to a final illustration. Polarized light may be turned to account in various ways as an analyzer of molecular condition. It may, for instance, be applied to reveal the condition of a solid body when it becomes sonorous. A strip of glass six feet long, two inches wide and a quarter of an inch thick, is held at the centre between the finger and thumb. On sweeping a wet woollen rag over one of its halves, you hear an acute sound due to the vibrations of the glass. What is the condition of the glass while the sound is heard? This: its two halves lengthen and shorten in quick succession. Its two ends, therefore, are in a state of quick vibration; but at the centre the pulses from the two ends alternately meet and retreat from each other. Between their opposing actions, the glass at the centre is kept motionless: but, on the other hand, it is alternately strained and compressed. In fig. 38, A B may be taken to represent the glass rectangle with its centre condensed; while A' B' represents the same rectangle with its centre rarefied. The ends of the strip suffer neither condensation nor rarefaction.

[Pg 135]

If we introduce the strip of glass ($s s'$, fig. 39) between the crossed Nicols, taking care to keep it oblique to the directions of vibration of the Nicols, and sweep our wet rubber over the glass, this is what may be expected to occur: At every moment of compression the light will flash through; at every moment of strain the light will also flash through; and these states of strain and pressure will follow each other so rapidly, that we may expect a permanent luminous impression to be made upon the eye. By pure reasoning, therefore, we reach the conclusion that the light will be revived whenever the glass is sounded. That it is so, experiment testifies: at every sweep of the rubber (h , fig. 39) a fine luminous disk (O) flashes out upon the screen. The experiment may be varied in this way: Placing in front of the polarizer a plate of unannealed glass, you have a series of beautifully coloured rings, intersected by a black cross. Every sweep of the rubber not only abolishes the rings, but introduces complementary ones, the black cross being, for the moment, supplanted by a white one. This is a modification of a beautiful experiment which we owe to Biot. His apparatus, however, confined the observation of it to a single person at a time.

[Pg 136]

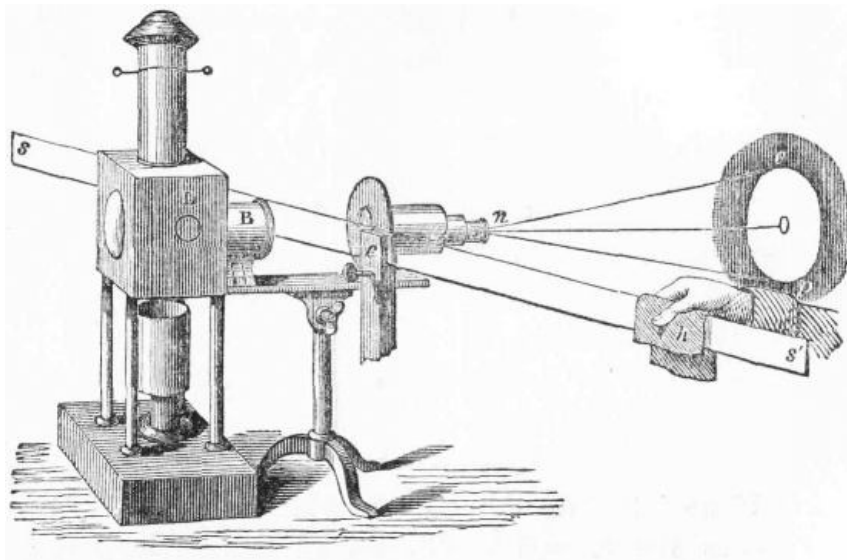


Fig. 39.

§ 5. Colours of Unannealed Glass.

[Pg 137]

Bodies are usually expanded by heat and contracted by cold. If the heat be applied with perfect uniformity, no local strains or pressures come into play; but, if one portion of a solid be heated and another portion not, the expansion of the heated portion introduces strains and pressures which reveal themselves under the scrutiny of polarized light. When a square of common window-glass is placed between the Nicols, you see its dim outline, but it exerts no action on the polarized light. Held for a moment over the flame of a spirit-lamp, on reintroducing it between the Nicols, light flashes out upon the screen. Here, as in the case of mechanical action, you have luminous spaces of strain divided by dark neutral axes from spaces of pressure.




Fig. 40.

Let us apply the heat more symmetrically. A small square of glass is perforated at the centre, and into the orifice a bit of copper wire is introduced. Placing the square between the prisms, and heating the wire, the heat passes by conduction to the glass, through which it spreads from the centre outwards. You immediately see four luminous quadrants and a dim cross, which becomes gradually blacker, by comparison with the adjacent brightness. And as, in the case of pressure, we produced colours, so here also, by the proper application of heat, gorgeous chromatic effects may be evoked. The




Fig. 41.

[Pg 138]

condition necessary to the production of these colours may be rendered permanent by first heating the glass sufficiently, and then cooling it, so that the chilled mass shall remain in a state of permanent strain and pressure. Two or three examples will illustrate this point. Figs. 40 and 41 represent the figures obtained with two pieces of glass thus prepared; two rectangular pieces of unannealed glass, crossed and placed between the polarizer and analyzer, exhibit the beautiful iris fringes represented in fig. 42.




Fig. 42.

§ 6. Circular Polarization.

[Pg 139]

But we have to follow the ether still further into its hiding-places. Suspended before you is a pendulum, which, when drawn aside and liberated, oscillates to and fro. If, when the pendulum is passing the middle point of its excursion, I impart a shock to it tending to drive it at right angles to its present course, what occurs? The two impulses compound themselves to a vibration oblique in direction to the former one, but the pendulum still oscillates in a *plane*. But, if the rectangular shock be imparted to the pendulum when it is at the limit of its swing, then the compounding of the two impulses causes the suspended ball to describe, not a straight line, but an ellipse; and, if the shock be competent of itself to produce a vibration of the same amplitude as the first one, the ellipse becomes a circle.

Why do I dwell upon these things? Simply to make known to you the resemblance of these gross mechanical vibrations to the vibrations of light. I hold in my hand a plate of quartz cut from the crystal perpendicular to its axis. The crystal thus cut possesses the extraordinary power of twisting the plane of vibration of a polarized ray to an extent dependent on the thickness of the crystal. And the more refrangible the light the greater is the amount of twisting; so that, when white light is employed, its constituent colours are thus drawn asunder. Placing the quartz plate between the polarizer and analyzer, this vivid red appears; and, turning the analyzer in front from right to left, the other colours of the spectrum appear in succession. Specimens of quartz have been found which require the analyzer to be turned from left to right to obtain the same succession of colours. Crystals of the first class are therefore called right-handed, and of the second class, left-handed crystals.

[Pg 140]

With profound sagacity, Fresnel, to whose genius we mainly owe the expansion and final triumph of the undulatory theory of light, reproduced mentally the mechanism of these crystals, and showed their action to be due to the circumstance that, in them, the waves of ether so act upon each other as to produce the condition represented by our rotating pendulum. Instead of being plane polarized, the light in rock crystal is *circularly polarized*. Two such rays, transmitted along the axis of the crystal, and rotating in opposite directions, when brought to interference by the analyzer, are demonstrably competent to produce all the observed phenomena.

§ 7. Complementary Colours of Bi-refracting Spar in Circularly Polarized Light. Proof that Yellow and Blue are Complementary.

I now remove the analyzer, and put in its place the piece of Iceland spar with which we have already illustrated double refraction. The two images of the carbon-points are now before you, produced, as you know, by two beams vibrating at right angles to each other. Introducing a plate of quartz between the polarizer and the spar, the two images glow with complementary colours. Employing the image of an aperture instead of that of the carbon-points, we have two coloured circles. As the analyzer is caused to rotate, the colours pass through various changes: but they are always complementary. When the

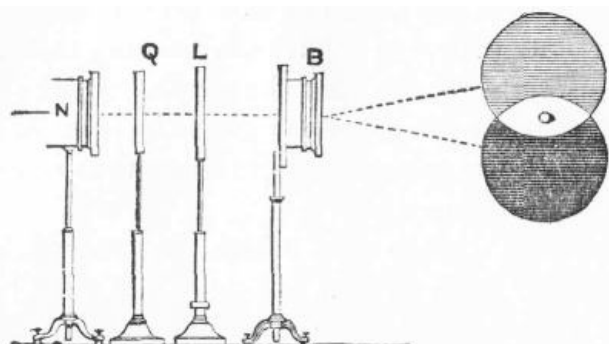


Fig. 43.

one is red, the other is green; when the one is yellow, the other is blue. Here we have it in our power to demonstrate afresh a statement made in our first lecture, that although the mixture of blue and yellow pigments produces green, the mixture of blue and yellow lights produces white. By enlarging our aperture, the two images produced by the spar are caused to approach each other, and finally to overlap. The one image is now a vivid yellow, the other a vivid blue, and you notice that where these colours are superposed we have a pure white. (See fig. 43, where N is the end of the polarizer, Q the quartz plate, L a lens, and B the bi-refracting spar. The two images overlap at O, and produce white by their mixture.)

§ 8. The Magnetization of Light.

This brings us to a point of our inquiries which, though rarely illustrated in lectures, is nevertheless so likely to affect profoundly the future course of scientific thought that I am unwilling to pass it over without reference. I refer to the experiment which Faraday, its discoverer, called the 'magnetization of light.' The arrangement for this celebrated experiment is now before you. We have, first, our electric lamp, then a Nicol prism, to polarize the beam emergent from the lamp; then an electro-magnet, then a second Nicol, and finally our screen. At the present moment the prisms are crossed, and the screen is dark. I place from pole to pole of the electro-magnet a cylinder of a peculiar kind of glass, first made by Faraday, and called Faraday's heavy glass. Through this glass the beam from the polarizer now passes, being intercepted by the Nicol in front. On exciting the magnet light instantly appears upon the screen. By the action of the magnet upon the heavy glass the plane of vibration is caused to rotate, the light being thus enabled to get through the analyzer.

The two classes into which quartz-crystals are divided have been already mentioned. In my hand I hold a compound plate, one half of it taken from a right-handed, and the other from a left-handed crystal. Placing the plate in front of the polarizer, I turn one of the Nicols until the two halves of the plate show a common puce colour. This yields an exceedingly sensitive means of rendering visible the action of a magnet upon light. By turning either the polarizer or the analyzer through the smallest angle, the uniformity of the colour disappears, and the two halves of the quartz show different colours. The magnet produces an effect equivalent to this rotation. The puce-coloured circle is now before you on the screen. (See fig. 44, where N is the nozzle of the lamp, H the first Nicol, Q the biquartz plate, L a lens, M the electro-magnet, with the heavy glass across its perforated poles, and P the second Nicol.) Exciting the magnet, one half of the image becomes suddenly red, the other half green. Interrupting the current, the two colours fade away, and the primitive puce is restored.

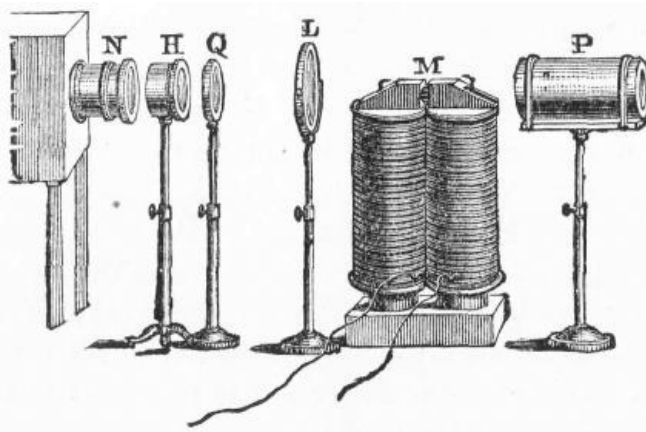


Fig. 44

The action, moreover, depends upon the polarity of the magnet, or, in other words, on the direction of the current which surrounds the magnet. Reversing the current, the red and green reappear, but they have changed places. The red was formerly to the right, and the green to the left; the green is now to the right, and the red to the left. With the most exquisite ingenuity, Faraday analyzed all those actions and stated their laws. This experiment, however, long remained a scientific curiosity rather than a fruitful germ. That it would bear fruit of the highest importance, Faraday felt profoundly convinced, and present researches are on the way to verify his conviction.

§ 9. Iris-rings surrounding the Axes of Crystals.

A few more words are necessary to complete our knowledge of the wonderful interaction between ponderable molecules and the ether interfused among them. Symmetry of molecular arrangement implies symmetry on the part of the ether; atomic dissymmetry, on the other hand, involves the dissymmetry of the ether, and, as a consequence, double refraction. In a certain class of crystals the structure is homogeneous, and such crystals produce no double refraction. In certain other crystals the molecules are ranged symmetrically round a certain line, and not around others. Along the former, therefore, the ray is undivided, while along all the others we have double refraction. Ice is a familiar example: its molecules are built with perfect symmetry around the perpendiculars to the planes of freezing, and a ray sent through ice in this direction is not doubly refracted; whereas, in all other directions, it is. Iceland spar is another example of the same kind: its molecules are built symmetrically round the line uniting the two blunt angles of the rhomb. In this direction a ray suffers no double refraction, in all others it does. This direction of no double refraction is called the *optic axis* of the crystal.

Hence, if a plate be cut from a crystal of Iceland spar perpendicular to the axis, all rays sent across this plate in the direction of the axis will produce but one image. But, the moment we

deviate from the parallelism with the axis, double refraction sets in. If, therefore, a beam that has been rendered *conical* by a converging lens be sent through the spar so that the central ray of the cone passes along the axis, this ray only will escape double refraction. Each of the others will be divided into an ordinary and an extraordinary ray, the one moving more slowly through the crystal than the other; the one, therefore, retarded with reference to the other. Here, then, we have the conditions for interference, when the waves are reduced by the analyzer to a common plane.

[Pg 145] Placing the plate of Iceland spar between the crossed Nicol prisms, and employing the conical beam, we have upon the screen a beautiful system of iris-rings surrounding the end of the optic axis, the circular bands of colour being intersected by a black cross (fig. 45). The arms of this cross are parallel to the two directions of vibration in the polarizer and analyzer. It is easy to see that those rays whose planes of vibration within the spar coincide with the plane of vibration of *either* prism, cannot get through *both*. This complete interception produces the arms of the cross.




Fig. 45.

With monochromatic light the rings would be simply bright and black—the bright rings occurring at those thicknesses of the spar which cause the rays to conspire; the black rings at those thicknesses which cause them to quench each other. Turning the analyzer 90° round, we obtain the complementary phenomena. The black cross gives place to a bright one, and every dark ring is supplanted also by a bright one (fig. 46). Here, as elsewhere, the different lengths of the light-waves give rise to iris-colours when white light is employed.

[Pg 146]



Fig. 46.

Besides the *regular* crystals which produce double refraction in no direction, and the *uniaxial* crystals which produce it in all directions but one, Brewster discovered that in a large class of crystals there are *two* directions in which double refraction does not take place. These are called *biaxial* crystals. When plates of these crystals, suitably cut, are placed between the polarizer and analyzer, the axes (A A', fig. 47)

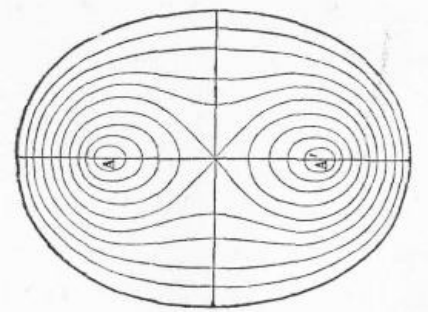


Fig. 47.

are seen surrounded, not by circles, but by curves of another order and of a perfectly definite mathematical character. Each band, as proved experimentally by Herschel, forms a *lemniscata*; but the experimental proof was here, as in numberless other cases, preceded by the deduction which showed that, according to the undulatory theory, the bands must possess this special character.

[Pg 147]

§ 10. Power of the Wave Theory.

I have taken this somewhat wide range over polarization itself, and over the phenomena exhibited by crystals in polarized light, in order to give you some notion of the firmness and completeness of the theory which grasps them all. Starting from the single assumption of transverse undulations, we first of all determine the wave-lengths, and find that on them all the phenomena of colour are dependent. The wave-lengths may be determined in many independent ways. Newton virtually determined them when he measured the periods of his Fits: the length of a fit, in fact, is that of a quarter of an undulation. The wave-lengths may be determined by diffraction at the edges of a slit (as in the Appendix to these Lectures); they may be deduced from the interference fringes produced by reflection; from the fringes produced by refraction; also by lines drawn with a diamond upon glass at measured distances asunder. And when the length determined by these independent methods are compared together, the strictest agreement is found to exist between them.

With the wave-lengths once at our disposal, we follow the ether into the most complicated cases of interaction between it and ordinary matter, 'the theory is equal to them all. It makes not a single new physical hypothesis; but out of its original stock of principles it educes the counterparts of all that observation shows. It accounts for, explains, simplifies the most

[Pg 148]

entangled cases; corrects known laws and facts; predicts and discloses unknown ones; becomes the guide of its former teacher Observation; and, enlightened by mechanical conceptions, acquires an insight which pierces through shape and colour to force and cause.^[18]

[Pg 149] But, while I have thus endeavoured to illustrate before you the power of the undulatory theory as a solver of all the difficulties of optics, do I therefore wish you to close your eyes to any evidence that may arise against it? By no means. You may urge, and justly urge, that a hundred years ago another theory was held by the most eminent men, and that, as the theory then held had to yield, the undulatory theory may have to yield also. This seems reasonable; but let us understand the precise value of the argument. In similar language a person in the time of Newton, or even in our time, might reason thus: Hipparchus and Ptolemy, and numbers of great men after them, believed that the earth was the centre of the solar system. But this deep-set theoretic notion had to give way, and the helio-centric theory may, in its turn, have to give way also. This is just as reasonable as the first argument. Wherein consists the strength of the present theory of gravitation? Solely in its competence to account for all the phenomena of the solar system. Wherein consists the strength of the theory of undulation? Solely in its competence to disentangle and explain phenomena a hundred-fold more complex than those of the solar system. Accept if you will the scepticism of Mr. Mill^[19] regarding the undulatory theory; but if your scepticism be philosophical, it will wrap the theory of gravitation in the same or in greater doubt.^[20]

§ 11. *The Blue of the Sky.*

[Pg 150] I am unwilling to quit these chromatic phenomena without referring to a source of colour which has often come before me of late in the blue of your skies at noon, and the deep crimson of your horizon after the set of sun. I will here summarize and extend what I have elsewhere said upon this subject. Proofs of the most cogent description could be adduced to show that the blue light of the firmament is reflected light. That light comes to us across the direction of the solar rays, and even against the direction of the solar rays; and this lateral and opposing rush of wave-motion can only be due to the rebound of the waves from the air itself, or from something suspended in the air. The solar light, moreover, is not scattered by the sky in the proportions which produce white. The sky is blue, which indicates an excess of the smaller waves. The blueness of the air has been given as a reason for the blueness of the sky; but then the question arises, How, if the air be blue, can the light of sunrise and sunset, which travels through vast distances of air, be yellow, orange, or even red? The passage of the white solar light through a blue medium could by no possibility redden the light; the hypothesis of a blue atmosphere is therefore untenable. In fact, the agent, whatever it be, which sends us the light of the sky, exercises in so doing a dichroitic action. The light reflected is blue, the light transmitted is orange or red, A marked distinction is thus exhibited between reflection from the sky and that from an ordinary cloud, which exercises no such dichroitic action.

The cloud, in fact, takes no note of size on the part of the waves of ether, but reflects them all alike. Now the cause of this may be that the cloud-particles are so large in comparison with the size of the waves of ether as to scatter them all indifferently. A broad cliff reflects an Atlantic roller as easily as it reflects a ripple produced by a sea-bird's wing; and, in the presence of large reflecting surfaces, the existing differences of magnitude among the waves of ether may also disappear. But supposing the reflecting particles, instead of being very large, to be very small, in comparison with the size of the waves. Then, instead of the whole wave being fronted and in great part thrown back, a small portion only is shivered off by the obstacle. Suppose, then, such minute foreign particles to be diffused in our atmosphere. Waves of all sizes impinge upon them, and at every collision a portion of the impinging wave is struck off. All the waves of the spectrum, from the extreme red to the extreme violet, are thus acted upon; but in what proportions will they be scattered? Largeness is a thing of relation; and the smaller the wave, the greater is the relative size of any particle on which the wave impinges, and the greater also the relative reflection.

[Pg 151] A small pebble, placed in the way of the ring-ripples produced by heavy rain-drops on a tranquil pond, will throw back a large fraction of each ripple incident upon it, while the fractional part of a larger wave thrown back by the same pebble might be infinitesimal. Now to preserve the solar light white, its constituent proportions must not be altered; but in the scattering of the light by these very small particles we see that the proportions *are* altered. The smaller waves are in excess, and, as a consequence, in the scattered light blue will be the predominant colour. The other colours of the spectrum must, to some extent, be associated with the blue: they are not absent, but deficient. We ought, in fact, to have them all, but in diminishing proportions, from the violet to the red.

We have thus reasoned our way to the conclusion, that were particles, small in comparison to the size of the ether waves, sown in our atmosphere, the light scattered by those particles would be exactly such as we observe in our azure skies. And, indeed, when this light is analyzed, all the colours of the spectrum are found in the proportions indicated by our conclusion.

By its successive collisions with the particles the white light is more and more robbed of its shorter waves; it therefore loses more and more of its due proportion of blue. The result may be anticipated. The transmitted light, where moderate distances are involved, will appear yellowish. But as the sun sinks towards the horizon the atmospheric distance increases, and consequently the number of the scattering particles. They weaken in succession the violet, the indigo, the blue,

and even disturb the proportions of green. The transmitted light under such circumstances must pass from yellow through orange to red. This also is exactly what we find in nature. Thus, while the reflected light gives us, at noon, the deep azure of the Alpine skies, the transmitted light gives us, at sunset, the warm crimson of the Alpine snows.

But can small particles be really proved to act in the manner indicated? No doubt of it. Each one of you can submit the question to an experimental test. Water will not dissolve resin, but spirit will; and when spirit which holds resin in solution is dropped into water, the resin immediately separates in solid particles, which render the water milky. The coarseness of this precipitate depends on the quantity of the dissolved resin. Professor Brücke has given us the proportions which produce particles particularly suited to our present purpose. One gramme of clean mastic is dissolved in eighty-seven grammes of absolute alcohol, and the transparent solution is allowed to drop into a beaker containing clear water briskly stirred. An exceedingly fine precipitate is thus formed, which declares its presence by its action upon light. Placing a dark surface behind the beaker, and permitting the light to fall into it from the top or front, the medium is seen to be of a very fair sky-blue. A trace of soap in water gives it a tint of blue. London milk makes an approximation to the same colour, through the operation of the same cause: and Helmholtz has irreverently disclosed the fact that a blue eye is simply a turbid medium.

§ 12. *Artificial Sky.*

But we have it in our power to imitate far more closely the natural conditions of this problem. We can generate in air artificial skies, and prove their perfect identity with the natural one, as regards the exhibition of a number of wholly unexpected phenomena. It has been recently shown in a great number of instances by myself that waves of ether issuing from a strong source, such as the sun or the electric light, are competent to shake asunder the atoms of gaseous molecules. The apparatus used to illustrate this consists of a glass tube about a yard in length, and from 2½ to 3 inches internal diameter. The gas or vapour to be examined is introduced into this tube, and upon it the condensed beam of the electric lamp is permitted to act. The vapour is so chosen that one, at least, of its products of decomposition, as soon as it is formed, shall be *precipitated* to a kind of cloud. By graduating the quantity of the vapour, this precipitation may be rendered of any degree of fineness, forming particles distinguishable by the naked eye, or particles which are probably far beyond the reach of our highest microscopic powers. I have no reason to doubt that particles may be thus obtained whose diameters constitute but a very small fraction of the length of a wave of violet light.

Now, in all such cases when suitable vapours are employed in a sufficiently attenuated state, no matter what the vapour may be, the visible action commences with the formation of a *blue cloud*. Let me guard myself at the outset against all misconception as to the use of this term. The blue cloud here referred to is totally invisible in ordinary daylight. To be seen, it requires to be surrounded by darkness, *it only* being illuminated by a powerful beam of light. This cloud differs in many important particulars from the finest ordinary clouds, and might justly have assigned to it an intermediate position between these clouds and true cloudless vapour.

It is possible to make the particles of this *actinic cloud* grow from an infinitesimal and altogether ultra-microscopic size to particles of sensible magnitude; and by means of these in a certain stage of their growth, we produce a blue which rivals, if it does not transcend, that of the deepest and purest Italian sky. Introducing into our tube a quantity of mixed air and nitrite of butyl vapour sufficient to depress the mercurial column of an air-pump one-twentieth of an inch, adding a quantity of air and hydrochloric acid sufficient to depress the mercury half an inch further, and sending through this compound and highly attenuated atmosphere the beam of the electric light, within the tube arises gradually a splendid azure, which strengthens for a time, reaches a maximum of depth and purity, and then, as the particles grow larger, passes into whitish blue. This experiment is representative, and it illustrates a general principle. Various other colourless substances of the most diverse properties, optical and chemical, might be employed for this experiment. The *incipient cloud*, in every case, would exhibit this superb blue; thus proving to demonstration that particles of infinitesimal size, without any colour of their own, and irrespective of those optical properties exhibited by the substance in a massive state, are competent to produce the blue colour of the sky.

§ 13. *Polarization of Skylight.*

But there is another subject connected with our firmament, of a more subtle and recondite character than even its colour. I mean that 'mysterious and beautiful phenomenon,' as Sir John Herschel calls it, the polarization of the light of the sky. Looking at various points of the blue firmament through a Nicol prism, and turning the prism round its axis, we soon notice variations of brightness. In certain positions of the prism, and from certain points of the firmament, the light appears to be wholly transmitted, while it is only necessary to turn the prism round its axis through an angle of ninety degrees to materially diminish the intensity of the light. Experiments of this kind prove that the blue light sent to us by the firmament is polarized, and on close scrutiny it is also found that the direction of most perfect polarization is perpendicular to the solar rays. Were the heavenly azure like the ordinary light of the sun, the turning of the prism would have no effect upon it; it would be transmitted equally during the entire rotation of the prism. The light of the sky may be in great part quenched, because it is in great part polarized.

The same phenomenon is exhibited in perfection by our actinic clouds, the only condition

necessary to its production being the smallness of the particles. In all cases, and with all substances, the cloud formed at the commencement, when the precipitated particles are sufficiently fine, is *blue*. In all cases, moreover, this fine blue cloud polarizes *perfectly* the beam which illuminates it, the direction of polarization enclosing an angle of 90° with the axis of the illuminating beam.

[Pg 156] It is exceedingly interesting to observe both the growth and the decay of this polarization. For ten or fifteen minutes after its first appearance, the light from a vividly illuminated incipient cloud, looked at horizontally, is absolutely quenched by a Nicol prism with its longer diagonal vertical. But as the sky-blue is gradually rendered impure by the introduction of particles of too large a size, in other words, as real clouds begin to be formed, the polarization begins to deteriorate, a portion of the light passing through the prism in all its positions, as it does in the case of skylight. It is worthy of note that for some time after the cessation of perfect polarization the *residual* light which passes, when the Nicol is in its position of minimum transmission, is of a gorgeous blue, the whiter light of the cloud being extinguished. When the cloud-texture has become sufficiently coarse to approximate to that of ordinary clouds, the rotation of the Nicol ceases to have any sensible effect on the light discharged at right angles to the beam.

[Pg 157] The perfection of the polarization in a direction perpendicular to the illuminating beam may be also illustrated by the following experiment, which has been executed with many vapours. A Nicol prism large enough to embrace the entire beam of the electric lamp was placed between the lamp and the experimental tube. Sending the beam polarized by the Nicol through the tube, I placed myself in front of it, the eyes being on a level with its axis, my assistant occupying a similar position behind the tube. The short diagonal of the large Nicol was in the first instance vertical, the plane of vibration of the emergent beam being therefore also vertical. As the light continued to act, a superb blue cloud visible to both my assistant and myself was slowly formed. But this cloud, so deep and rich when looked at from the positions mentioned, utterly disappeared when looked at vertically downwards, or vertically upwards. Reflection from the cloud was not possible in these directions. When the large Nicol was slowly turned round its axis, the eye of the observer being on the level of the beam, and the line of vision perpendicular to it, entire extinction of the light emitted horizontally occurred when the longer diagonal of the large Nicol was vertical. But a vivid blue cloud was seen when looked at downwards or upwards. This truly fine experiment, which I should certainly have made without suggestion, was, as a matter of fact, first definitely suggested by a remark addressed to me in a letter by Professor Stokes.

All the phenomena of colour and of polarization observable in the case of skylight are manifested by those actinic clouds; and they exhibit additional phenomena which it would be neither convenient to pursue, nor perhaps possible to detect, in the actual firmament. They enable us, for example, to follow the polarization from its first appearance on the barely visible blue to its final extinction in the coarser cloud. These changes, as far as it is now necessary to refer to them, may be thus summed up:—

1. The actinic cloud, as long as it continues blue, discharges polarized light in all directions, but the direction of maximum polarization, like that of skylight, is at right angles to the direction of the illuminating beam.

[Pg 158] 2. As long as the cloud remains distinctly blue, the light discharged from it at right angles to the illuminating beam is *perfectly* polarized. It may be utterly quenched by a Nicol prism, the cloud from which it issues being caused to disappear. Any deviation from the perpendicular enables a portion of the light to get through the prism.

3. The direction of vibration of the polarized light is at right angles to the illuminating beam. Hence a plate of tourmaline, with its axis parallel to the beam, stops the light, and with the axis perpendicular to the beam transmits the light.

4. A plate of selenite placed between the Nicol and the actinic cloud shows the colours of polarized light; in fact, the cloud itself plays the part of a polarizing Nicol.

5. The particles of the blue cloud are immeasurably small, but they increase gradually in size, and at a certain period of their growth cease to discharge perfectly polarized light. For some time afterwards the light that reaches the eye, through the Nicol in its position of least transmission, is of a magnificent blue, far exceeding in depth and purity that of the purest sky; thus the waves that first feel the influence of size, at both limits of the polarization, are the shortest waves of the spectrum. These are the first to accept polarization, and they are the first to escape from it.

[Pg 159]

LECTURE V.

RANGE OF VISION NOT COMMENSURATE WITH RANGE OF RADIATION
THE ULTRA-VIOLET BAYS
FLUORESCENCE
THE RENDERING OF INVISIBLE RAYS VISIBLE
VISION NOT THE ONLY SENSE APPEALED TO BY THE SOLAR AND ELECTRIC BEAM
HEAT OF BEAM
COMBUSTION BY TOTAL BEAM AT THE FOCI OF MIRRORS AND LENSES
COMBUSTION THROUGH ICE-LENS

IGNITION OF DIAMOND
 SEARCH FOR THE RAYS HERE EFFECTIVE
 SIR WILLIAM HERSCHEL'S DISCOVERY OF DARK SOLAR RAYS
 INVISIBLE RAYS THE BASIS OF THE VISIBLE
 DETACHMENT BY A RAY-FILTER OF THE INVISIBLE RAYS FROM THE VISIBLE
 COMBUSTION AT DARK FOCI
 CONVERSION OF HEAT-RAYS INTO LIGHT-RAYS
 CALORESCENCE
 PART PLAYED IN NATURE BY DARK RAYS
 IDENTITY OF LIGHT AND RADIANT HEAT
 INVISIBLE IMAGES
 REFLECTION, REFRACTION, PLANE POLARIZATION, DEPOLARIZATION, CIRCULAR
 POLARIZATION, DOUBLE REFRACTION, AND MAGNETIZATION OF RADIANT HEAT.

§ 1. *Range of Vision and of Radiation.*

[Pg 160] The first question that we have to consider to-night is this: Is the eye, as an organ of vision, commensurate with the whole range of solar radiation—is it capable of receiving visual impressions from all the rays emitted by the sun? The answer is negative. If we allowed ourselves to accept for a moment that notion of gradual growth, amelioration, and ascension, implied by the term *evolution*, we might fairly conclude that there are stores of visual impressions awaiting man, far greater than those now in his possession. Ritter discovered in 1801 that beyond the extreme violet of the spectrum there is a vast efflux of rays which are totally useless as regards our present powers of vision. These ultra-violet waves, however, though incompetent to awaken the optic nerve, can shake asunder the molecules of certain compound substances on which they impinge, thus producing chemical decomposition.

But though the blue, violet, and ultra-violet rays can act thus upon certain substances, the fact is hardly sufficient to entitle them to the name of 'chemical rays,' which is usually applied to distinguish them from the other constituents of the spectrum. As regards their action upon the salts of silver, and many other substances, they may perhaps merit this title; but in the case of the grandest example of the chemical action of light—the decomposition of carbonic acid in the leaves of plants, with which my eminent friend Dr. Draper (now no more) has so indissolubly associated his name—the yellow rays are found to be the most active.

There are substances, however, on which the violet and ultra-violet waves exert a special decomposing power; and, by permitting the invisible spectrum to fall upon surfaces prepared with such substances, we reveal both the existence and the extent of the ultraviolet spectrum.

§ 2. *Ultra-violet Rays: Fluorescence.*

[Pg 161] The method of exhibiting the action of the ultraviolet rays by their chemical action has been long known; indeed, Thomas Young photographed the ultra-violet rings of Newton. We have now to demonstrate their presence in another way. As a general rule, bodies either transmit light or absorb it; but there is a third case in which the light falling upon the body is neither transmitted nor absorbed, but converted into light of another kind. Professor Stokes, the occupant of the chair of Newton in the University of Cambridge, has demonstrated this change of one kind of light into another, and has pushed his experiments so far as to render the invisible rays visible.

A large number of substances examined by Stokes, when excited by the invisible ultra-violet waves, have been proved to emit light. You know the rate of vibration corresponding to the extreme violet of the spectrum; you are aware that to produce the impression of this colour, the retina is struck 789 millions of millions of times in a second. At this point, the retina ceases to be useful as an organ of vision; for, though struck by waves of more rapid recurrence, they are incompetent to awaken the sensation of light. But when such non-visual waves are caused to impinge upon the molecules of certain substances—on those of sulphate of quinine, for example—they compel those molecules, or their constituent atoms, to vibrate; and the peculiarity is, that the vibrations thus set up are *of slower period* than those of the exciting waves. By this lowering of the rate of vibration through the intermediation of the sulphate of quinine, the invisible rays are brought within the range of vision. We shall subsequently have abundant opportunity for learning that transparency to the visible by no means involves transparency to the invisible rays. Our bisulphide of carbon, for example, which, employed in prisms, is so eminently suitable for experiments on the visual rays, is by no means so suitable for these ultra-violet rays. Flint glass is better, and rock crystal is better than flint glass. A glass prism, however, will suit our present purpose.

[Pg 162] Casting by means of such a prism a spectrum, not upon the white surface of our screen, but upon a sheet of paper which has been wetted with a saturated solution of the sulphate of quinine and afterwards dried, an obvious extension of the spectrum is revealed. We have, in the first instance, a portion of the violet rendered whiter and more brilliant; but, besides this, we have the gleaming of the colour where, in the case of unprepared paper, nothing is seen. Other substances produce a similar effect. A substance, for example, recently discovered by President Morton, and named by him *Thallene*, produces a very striking elongation of the spectrum, the new light generated being of peculiar brilliancy.

Fluor spar, and some other substances, when raised to a temperature still under redness, emit light. During the ages which have elapsed since their formation, this capacity of shaking the

ether into visual tremors appears to have been enjoyed by these substances. Light has been potential within them all this time; and, as well explained by Draper, the heat, though not itself of visual intensity, can unlock the molecules so as to enable them to exert their long-latent power of vibration. This deportment of fluor spar determined Stokes in his choice of a name for his great discovery: he called this rendering visible of the ultra-violet rays *Fluorescence*.

[Pg 163] By means of a deeply coloured violet glass, we cut off almost the whole of the light of our electric beam; but this glass is peculiarly transparent to the violet and ultra-violet rays. The violet beam now crosses a large jar filled with water, into which I pour a solution of sulphate of quinine. Clouds, to all appearance opaque, instantly tumble downwards. Fragments of horse-chestnut bark thrown upon the water also send down beautiful cloud-like strife. But these are not clouds: there is nothing precipitated here: the observed action is an action of *molecules*, not of *particles*. The medium before you is not a turbid medium, for when you look through it at a luminous surface it is perfectly clear.

If we paint upon a piece of paper a flower or a bouquet with the sulphate of quinine, and expose it to the full beam, scarcely anything is seen. But on interposing the violet glass, the design instantly flashes forth in strong contrast with the deep surrounding violet. President Morton has prepared for me a most beautiful example of such a design which, when placed in the violet light, exhibits a peculiarly brilliant fluorescence. From the experiments of Drs. Bence Jones and Dupré, it would seem that there is some substance in the human body resembling the sulphate of quinine, which causes all the tissues of the body to be more or less fluorescent. All animal infusions show this fluorescence. The crystalline lens of the eye exhibits the effect in a very striking manner. When, for example, I plunge my eye into this violet beam, I am conscious of a whitish-blue shimmer filling the space before me. This is caused by fluorescent light generated in the eye itself. Looked at from without, the crystalline lens at the same time is seen to gleam vividly.

[Pg 164] Long before its physical origin was understood this fluorescent light attracted attention. Boyle describes it with great fulness and exactness. 'We have sometimes,' he says, 'found in the shops of our druggists certain wood which is there called *Lignum Nephriticum*, because the inhabitants of the country where it grows are wont to use the infusion of it, made in fair water, against the stone in the kidneys. This wood may afford us an experiment which, besides the singularity of it, may give no small assistance to an attentive considerer towards the detection of the nature of colours. Take *Lignum Nephriticum*, and with a knife cut it into thin slices: put about a handful of these slices into two or three or four pounds of the purest spring water. Decant this impregnated water into a glass phial; and if you hold it directly between the light and your eye, you shall see it wholly tinted with an almost golden colour. But if you hold this phial from the light, so that your eye be placed betwixt the window and the phial, the liquid will appear of a deep and lovely ceruleous colour.'

'These,' he continues, 'and other phenomena which I have observed in this delightful experiment, divers of my friends have looked upon, not without some wonder; and I remember an excellent oculist, finding by accident in a friend's chamber a phial full of this liquor, which I had given that friend, and having never heard anything of the experiment, nor having anybody near him who could tell him what this strange liquor might be, was a great while apprehensive, as he presently afterwards told me, that some strange new distemper was invading his eyes. And I confess that the unusualness of the phenomenon made me very solicitous to find out the cause of this experiment; and though I am far from pretending to have found it, yet my enquiries have, I suppose, enabled me to give such hints as may lead your greater sagacity to the discovery of the cause of this wonder.'^[21]

[Pg 165] Goethe in his 'Farbenlehre' thus describes the fluorescence of horse-chestnut bark:—'Let a strip of fresh horse-chestnut bark be taken and clipped into a glass of water; the most perfect sky-blue will be immediately produced.'^[22] Sir John Herschel first noticed and described the fluorescence of the sulphate of quinine, and showed that the light proceeded from a thin stratum of the solution adjacent to the surface where the light enters it. He showed, moreover, that the incident beam, although not sensibly weakened in luminous intensity, lost, in its transmission through the solution of sulphate of quinine, the power of producing the blue fluorescent light. Sir David Brewster also worked at the subject; but to Professor Stokes we are indebted not only for its expansion, but for its full and final explanation.

§ 3. *The Heat of the Electric Beam. Ignition through a Lens of Ice. Possible Cometary Temperature.*

[Pg 166] But the waves from our incandescent carbon-points appeal to another sense than that of vision. They not only produce light, but heat, as a sensation. The magnified image of the carbon-points is now upon the screen; and with a suitable instrument the heating power of the rays which form that image might be readily demonstrated. In this case, however, the heat is spread over too large an area to be very intense. Drawing out the camera lens, and causing a movable screen to approach the lamp, the image is seen to become smaller and smaller; the rays at the same time becoming more and more concentrated, until finally they are able to pierce black paper with a burning ring. Pushing back the lens so as to render the rays parallel, and receiving them upon a concave mirror, they are brought to a focus; paper placed at that focus is caused to smoke and burn. Heat of this intensity may be obtained with our ordinary camera and lens, and a concave mirror of very moderate power.

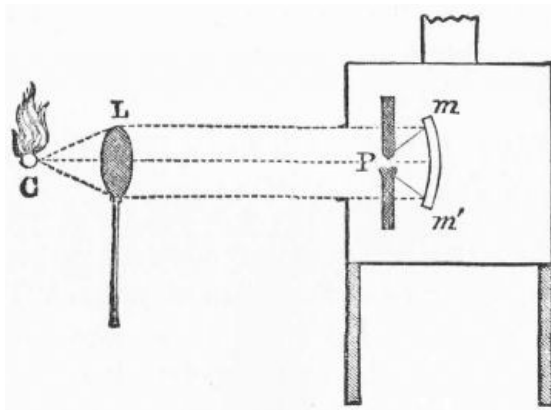


Fig. 48.

We will now adopt stronger measures with the radiation. In this larger camera of blackened tin is placed a lamp, in all particulars similar to those already employed. But instead of gathering up the rays from the carbon-points by a condensing lens, we gather them up by a concave mirror (m m' , fig. 48), silvered in front and placed behind the carbons (P). By this mirror we can cause the rays to issue through the orifice in front of the camera, either parallel or convergent. They are now parallel, and therefore to a certain extent diffused. We place a convex lens (L) in the path of the beam; the light is converged to a focus (C), and at that focus paper is not only pierced, but it is instantly set ablaze.

[Pg 167] Many metals may be burned up in the same way. In our first lecture the combustibility of zinc was mentioned. Placing a strip of sheet-zinc at this focus, it is instantly ignited, burning with its characteristic purple flame. And now I will substitute for our glass lens (L) one of a more novel character. In a smooth iron mould a lens of pellucid ice has been formed. Placing it in the position occupied a moment ago by the glass lens, I can see the beam brought to a sharp focus. At the focus I place, a bit of black paper, with a little gun-cotton folded up within it. The paper immediately ignites and the cotton explodes. Strange, is it not, that the beam should possess such heating power after having passed through so cold a substance? In his arctic expeditions Dr. Scoresby succeeded in exploding gunpowder by the sun's rays, converged by large lenses of ice; here we have succeeded in producing the effect with a small lens, and with a terrestrial source of heat.

[Pg 168] In this experiment, you observe that, before the beam reaches the ice-lens, it has passed through a glass cell containing water. The beam is thus sifted of constituents, which, if permitted to fall upon the lens, would injure its surface, and blur the focus. And this leads me to say an anticipatory word regarding transparency. In our first lecture we entered fully into the production of colours by absorption, and we spoke repeatedly of the quenching of the rays of light. Did this mean that the light was altogether annihilated? By no means. It was simply so lowered in refrangibility as to escape the visual range. It was converted into heat. Our red ribbon in the green of the spectrum quenched the green, but if suitably examined its temperature would have been found raised. Our green ribbon in the red of the spectrum quenched the red, but its temperature at the same time was augmented to a degree exactly equivalent to the light extinguished. Our black ribbon, when passed through the spectrum, was found competent to quench all its colours; but at every stage of its progress an amount of heat was generated in the ribbon exactly equivalent to the light lost. It is only when *absorption* takes place that heat is thus produced: and heat is always a result of absorption.

Examine the water, then, in front of the lamp after the beam has passed through it: it is sensibly warm, and, if permitted to remain there long enough, it might be made to boil. This is due to the absorption, by the water, of a certain portion of the electric beam. But a portion passes through unabsorbed, and does not at all contribute to the heating of the water. Now, ice is also in great part transparent to these latter rays, and therefore is but little melted by them. Hence, by employing the portion of the beam transmitted by water, we are able to keep our lens intact, and to produce by means of it a sharply defined focus. Placed at that focus, white paper is not ignited, because it fails to absorb the rays emergent from the ice-lens. At the same place, however, black paper instantly burns, because it absorbs the transmitted light.

[Pg 169] And here it may be useful to refer to an estimate by Newton, based upon doubtful data, but repeated by various astronomers of eminence since his time. The comet of 1680, when nearest to the sun, was only a sixth of the sun's diameter from his surface. Newton estimated its temperature, in this position, to be more than two thousand times that of melted iron. Now it is clear from the foregoing experiments that the temperature of the comet could not be inferred from its nearness to the sun. If its power of absorption were sufficiently low, the comet might carry into the sun's neighbourhood the chill of stellar space.

§ 4. *Combustion of a Diamond by Radiant Heat.*

The experiment of burning a diamond in oxygen by the concentrated rays of the sun was repeated at Florence, in presence of Sir Humphry Davy, on Tuesday, the 27th of March, 1814. It is thus described by Faraday:—"To-day we made the grand experiment of burning the diamond, and certainly the phenomena presented were extremely beautiful and interesting. A glass globe

containing about 22 cubical inches was exhausted of air, and filled with pure oxygen. The diamond was supported in the centre of this globe. The Duke's burning-glass was the instrument used to apply heat to the diamond. It consists of two double convex lenses, distant from each other about 3½ feet; the large lens is about 14 or 15 inches in diameter, the smaller one about 3 inches in diameter. By means of the second lens the focus is very much reduced, and the heat, when the sun shines brightly, rendered very intense. The diamond was placed in the focus and anxiously watched. On a sudden Sir H. Davy observed the diamond to burn visibly, and when removed from the focus it was found to be in a state of active and rapid combustion.'

[Pg 170] The combustion of the diamond had never been effected by radiant heat from a terrestrial source. I tried to accomplish this before crossing the Atlantic, and succeeded in doing so. The small diamond now in my hand is held by a loop of platinum wire. To protect it as far as possible from air currents, and also to concentrate the heat upon it, it is surrounded by a hood of sheet platinum. Bringing a jar of oxygen underneath, I cause the focus of the electric beam to fall upon the diamond. A small fraction of the time expended in the experiment described by Faraday suffices to raise the diamond to a brilliant red. Plunging it then into the oxygen, it glows like a little white star; and it would continue to burn and glow until wholly consumed. The focus can also be made to fall upon the diamond in oxygen, as in the Florentine experiment: the result is the same. It was simply to secure more complete mastery over the position of the focus, so as to cause it to fall accurately upon the diamond, that the mode of experiment here described was resorted to.

§ 5. *Ultra-red Rays: Calorescence.*

In the path of the beam issuing from our lamp I now place a cell with glass sides containing a solution of alum. All the *light* of the beam passes through this solution. This light is received on a powerfully converging mirror silvered in front, and brought to a focus by the mirror. You can see the conical beam of reflected light tracking itself through the dust of the room. A scrap of white paper placed at the focus shines there with dazzling brightness, but it is not even charred. On removing the alum cell, however, the paper instantly inflames. There must, therefore, be something in this beam besides its light. The *light* is not absorbed by the white paper, and therefore does not burn the paper; but there is something over and above the light which *is* absorbed, and which provokes combustion. What is this something?

[Pg 171] In the year 1800 Sir William Herschel passed a thermometer through the various colours of the solar spectrum, and marked the rise of temperature corresponding to each colour. He found the heating effect to augment from the violet to the red; he did not, however, stop at the red, but pushed his thermometer into the dark space beyond it. Here he found the temperature actually higher than in any part of the visible spectrum. By this important observation, he proved that the sun emitted heat-rays which are entirely unfit for the purposes of vision. The subject was subsequently taken up by Seebeck, Melloni, Müller, and others, and within the last few years it has been found capable of unexpected expansions and applications. I have devised a method whereby the solar or electric beam can be so *filtered* as to detach from it, and preserve intact, this invisible ultra-red emission, while the visible and ultra-violet emissions are wholly intercepted. We are thus enabled to operate at will upon the purely ultra-red waves.

[Pg 172] In the heating of solid bodies to incandescence, this non-visual emission is the necessary basis of the visual. A platinum wire is stretched in front of the table, and through it an electric current flows. It is warmed by the current, and may be felt to be warm by the hand. It emits waves of heat, but no light. Augmenting the strength of the current, the wire becomes hotter; it finally glows with a sober red light. At this point Dr. Draper many years ago began an interesting investigation. He employed a voltaic current to heat his platinum, and he studied, by means of a prism, the successive introduction of the colours of the spectrum. His first colour, as here, was red; then came orange, then yellow, then green, and lastly all the shades of blue. As the temperature of the platinum was gradually augmented, the atoms were caused to vibrate more rapidly; shorter waves were thus introduced, until finally waves were obtained corresponding to the entire spectrum. As each successive colour was introduced, the colours preceding it became more vivid. Now the vividness or intensity of light, like that of sound, depends not upon the length of the wave, but on the amplitude of the vibration. Hence, as the less refrangible colours grew more intense when the more refrangible ones were introduced, we are forced to conclude that side by side with the introduction of the shorter waves we had an augmentation of the amplitude of the longer ones.

These remarks apply not only to the visible emission examined by Dr. Draper, but to the invisible emission which precedes the appearance of any light. In the emission from the white-hot platinum wire now before you, the lightless waves exist with which we started, only their intensity has been increased a thousand-fold by the augmentation of temperature necessary to the production of this white light. Both effects are bound up together: in an incandescent solid, or in a molten solid, you cannot have the shorter waves without this intensification of the longer ones. A sun is possible only on these conditions; hence Sir William Herschel's discovery of the invisible ultra-red solar emission.

[Pg 173] The invisible heat, emitted both by dark bodies and by luminous ones, flies through space with the velocity of light, and is called *radiant heat*. Now, radiant heat may be made a subtle and powerful explorer of molecular condition, and, of late years, it has given a new significance to the act of chemical combination. Take, for example, the air we breathe. It is a mixture of oxygen and

nitrogen; and it behaves towards radiant heat like a vacuum, being incompetent to absorb it in any sensible degree. But permit the same two gases to unite chemically; then, without any augmentation of the quantity of matter, without altering the gaseous condition, without interfering in any way with the transparency of the gas, the act of chemical union is accompanied by an enormous diminution of its *diathermancy*, or perviousness to radiant heat.

The researches which established this result also proved the elementary gases, generally, to be highly transparent to radiant heat. This, again, led to the proof of the diathermancy of elementary liquids, like bromine, and of solutions of the solid elements sulphur, phosphorus, and iodine. A spectrum is now before you, and you notice that the transparent bisulphide of carbon has no effect upon the colours. Dropping into the liquid a few flakes of iodine, you see the middle of the spectrum cut away. By augmenting the quantity of iodine, we invade the entire spectrum, and finally cut it off altogether. Now, the iodine, which proves itself thus hostile to the light, is perfectly transparent to the ultra-red emission with which we have now to deal. It, therefore, is to be our ray-filter.

[Pg 174] Placing the alum-cell again in front of the electric lamp, we assure ourselves, as before, of the utter inability of the concentrated light to fire white paper—Introducing a cell containing the solution of iodine, the light is entirely cut off; and then, on removing the alum-cell, the white paper at the dark focus is instantly set on fire. Black paper is more absorbent than white for these rays; and the consequence is, that with it the suddenness and vigour of the combustion are augmented. Zinc is burnt up at the same place, magnesium bursts into vivid combustion, while a sheet of platinized platinum, placed at the focus, is heated to whiteness.

Looked at through a prism, the white-hot platinum yields all the colours of the spectrum. Before impinging upon the platinum, the waves were of too slow recurrence to awaken vision; by the atoms of the platinum, these long and sluggish waves are broken up into shorter ones, being thus brought within the visual range. At the other end of the spectrum, by the interposition of suitable substances, Professor Stokes *lowered* the refrangibility, so as to render the non-visual rays visual, and to this change he gave the name of *Fluorescence*. Here, by the intervention of the platinum, the refrangibility is *raised*, so as to render the non-visual visual, and to this change I have given the name of *Calorescence*.

At the perfectly invisible focus where these effects are produced, the air may be as cold as ice. Air, as already stated, does not absorb radiant heat, and is therefore not warmed by it. Nothing could more forcibly illustrate the isolation, if I may use the term, of the luminiferous ether from the air. The wave-motion of the one is heaped up to an extraordinary degree of intensity, without producing any sensible effect upon the other. I may add that, with suitable precautions, the eye may be placed in a focus competent to heat platinum to vivid redness, without experiencing any damage, or the slightest sensation either of light or heat.

[Pg 175] The important part played by these ultra-red rays in Nature may be thus illustrated: I remove the iodine filter, and concentrate the total beam upon a test tube containing water. It immediately begins to splutter, and in a minute or two it *boils*. What boils it? Placing the alum solution in front of the lamp, the boiling instantly ceases. Now, the alum is pervious to all the luminous rays; hence it cannot be these rays that caused the boiling. I now introduce the iodine, and remove the alum: vigorous ebullition immediately recommences at the invisible focus. So that we here fix upon the invisible ultra-red rays the heating of the water.

[Pg 176] We are thus enabled to understand the momentous part played by these rays in Nature. It is to them that we owe the warming and the consequent evaporation of the tropical ocean; it is to them, therefore, that we owe our rains and snows. They are absorbed close to the surface of the ocean, and warm the superficial water, while the luminous rays plunge to great depths without producing any sensible effect. But we can proceed further than this. Here is a large flask containing a freezing mixture, which has so chilled the flask, that the aqueous vapour of the air of this room has been condensed and frozen upon it to a white fur. Introducing the alum-cell, and placing the coating of hoar-frost at the intensely luminous focus of the electric lamp, not a spicula of the dazzling frost is melted. Introducing the iodine-cell, and removing the alum, a broad space of the frozen coating is instantly melted away. Hence we infer that the snow and ice, which feed the Rhone, the Rhine, and other rivers with glaciers for their sources, are released from their imprisonment upon the mountains by the invisible ultra-red rays of the sun.

§ 6. Identity of Light and Radiant Heat. Reflection from Plane and Curved Surfaces. Total Reflection of Heat.

The growth of science is organic. That which today is an *end* becomes to-morrow a *means* to a remoter end. Every new discovery in science is immediately made the basis of other discoveries, or of new methods of investigation. Thus about fifty years ago Ørsted, of Copenhagen, discovered the deflection of a magnetic needle by an electric current; and about the same time Thomas Seebeck, of Berlin, discovered thermoelectricity. These great discoveries were soon afterwards turned to account, by Nobili and Melloni, in the construction of an instrument which has vastly augmented our knowledge of radiant heat. This instrument, which is called a *thermo-electric pile*, or more briefly a thermo-pile, consists of thin bars of bismuth and antimony, soldered alternately together at their ends, but separated from each other elsewhere. From the ends of this 'thermo-pile' wires pass to a galvanometer, which consists of a coil of covered wire, within and above which are suspended two magnetic needles, joined to a rigid system, and

carefully defended from currents of air.

[Pg 177]

The action of the arrangement is this: the heat, falling on the pile, produces an electric current; the current, passing through the coil, deflects the needles, and the magnitude of the deflection may be made a measure of the heat. The upper needle moves over a graduated dial far too small to be directly seen. It is now, however, strongly illuminated; and above it is a lens which, if permitted, would form an image of the needle and dial upon the ceiling. There, however, it could not be conveniently viewed. The beam is therefore received upon a looking-glass, placed at the proper angle, which throws the image upon a screen. In this way the motions of this small needle may be made visible to you all.

The delicacy of this apparatus is such that in a room filled, as this room now is, with an audience physically warm, it is exceedingly difficult to work with it. My assistant stands several feet off. I turn the pile towards him: the heat radiated from his face, even at this distance, produces a deflection of 90° . I turn the instrument towards a distant wall, a little below the average temperature of the room. The needle descends and passes to the other side of zero, declaring by this negative deflection that the pile has lost its warmth by radiation against the cold wall. Possessed of this instrument, of our ray-filter, and of our large Nicol prisms, we are in a condition to investigate a subject of great philosophical interest; one which long engaged the attention of some of our foremost scientific workers—the substantial *identity of light and radiant heat*.

[Pg 178]

That they are identical in *all* respects cannot of course be the case, for if they were they would act in the same manner upon all instruments, the *eye* included. The identity meant is such as subsists between one colour and another, causing them to behave alike as regards reflection, refraction, double refraction, and polarization. Let us here run rapidly over the resemblances of light and heat. As regards reflection from plane surfaces, we may employ a looking-glass to reflect the light. Marking any point in the track of the reflected beam, cutting off the light by the dissolved iodine, and placing the pile at the marked point, the needle immediately starts aside, showing that the heat is reflected in the same direction as the light. This is true for every position of the mirror. Recurring, for example, to the simple apparatus employed in our first lecture (fig. 3, p. 11); moving the index attached to the mirror along the divisions of our graduated arc (*m n*), and determining by the pile the positions of the invisible reflected beam, we prove that the angular velocity of the heat-beam, like that of the light-beam, is twice that of the mirror.

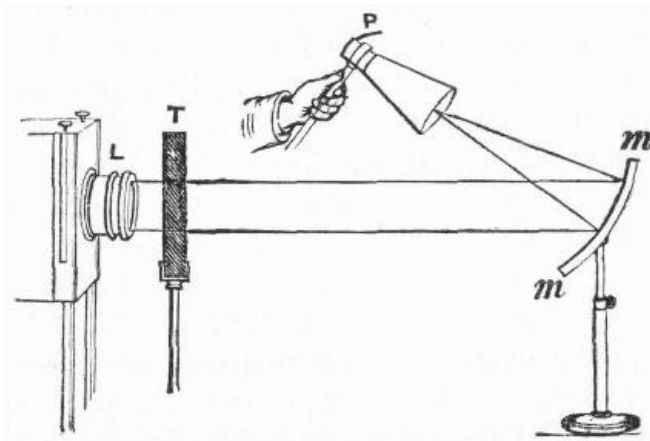


FIG 49.

As regards reflection from curved surfaces, the identity also holds good. Receiving the beam from our electric lamp on a concave mirror (*m m*, fig. 49), it is gathered up into a cone of reflected light rendered visible by the floating dust of the air; marking the apex of the cone by a pointer, and cutting off the light by the iodine solution (T), a moment's exposure of the pile (P) at the marked point produces a violent deflection of the needle.

[Pg 179]

The common reflection and the total reflection of a beam of radiant heat may be simultaneously demonstrated. From the nozzle of the lamp (L, fig. 50) a beam impinges upon a plane mirror (M N), is reflected upwards, and enters a right-angled prism, of which *a b c* is the section. It meets the hypotenuse at an obliquity greater than the limiting angle,^[23] and is therefore totally reflected. Quenching the light by the ray-filter at F, and placing the pile at P, the totally reflected heat-beam is immediately felt by the pile, and declared by the galvanometric deflection.

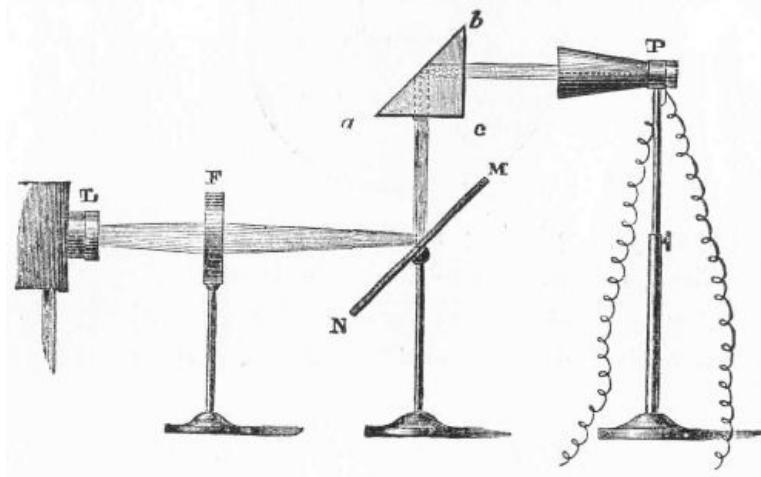


Fig. 50.

§ 7. Invisible Images formed by Radiant Heat.

[Pg 180]

Perhaps no experiment proves more conclusively the substantial identity of light and radiant heat, than the formation of invisible heat-images. Employing the mirror already used to raise the beam to its highest state of concentration, we obtain, as is well known, an inverted image of the carbon points, formed by the light rays at the focus. Cutting off the light by the ray-filter, and placing at the focus a thin sheet of platinized platinum, the invisible rays declare their presence and distribution, by stamping upon the platinum a white-hot image of the carbons. (See fig. 51.)




Fig. 51.

§ 8. Polarization of Heat.

[Pg 181]

Whether radiant heat be capable of polarization or not was for a long time a subject of discussion. Bérard had announced affirmative results, but Powell and Lloyd failed to verify them. The doubts thus thrown upon the question were removed by the experiments of Forbes, who first established the polarization and 'depolarization' of heat. The subject was subsequently followed up by Melloni, an investigator of consummate ability, who sagaciously turned to account his own discovery, that the obscure rays of luminous sources are in part transmitted by black glass. Intercepting by a plate of this glass the light from an oil flame, and operating upon the transmitted invisible heat, he obtained effects of polarization, far exceeding in magnitude those which could be obtained with non-luminous sources. At present the possession of our more perfect ray-filter, and more powerful source of heat, enables us to pursue this identity question to its utmost practical limits.

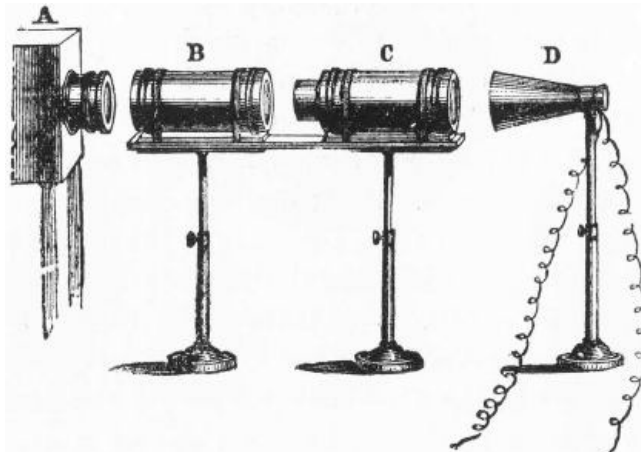


Fig. 52.

Mounting our two Nicols (B and C, fig. 52) in front of the electric lamp, with their principal sections crossed, no light reaches the screen. Placing our thermo-electric pile (D) behind the

prisms, with its face turned towards the source, no deflection of the galvanometer is observed. Interposing between the lamp (A) and the first prism (B) our ray-filter, the light previously transmitted through the first Nicol is quenched; and now the slightest turning of either Nicol opens a way for the transmission of the heat, a very small rotation sufficing to send the needle up to 90°. When the Nicol is turned back to its first position, the needle again sinks to zero, thus demonstrating, in the plainest manner, the polarization of the heat.

[Pg 182] When the Nicols are crossed and the field is dark, you have seen, in the case of light, the effect of introducing a plate of mica between the polarizer and analyzer. In two positions the mica exerts no sensible influence; in all others it does. A precisely analogous deportment is observed as regards radiant heat. Introducing our ray-filter, the thermo-pile, playing the part of an eye as regards the invisible radiation, receives no heat when the eye receives no light; but when the mica is so turned as to make its planes of vibration oblique to those of the polarizer and analyzer, the heat immediately passes through. So strong does the action become, that the momentary plunging of the film of mica into the dark space between the Nicols suffices to send the needle up to 90°. This is the effect to which the term 'depolarization' has been applied; the experiment really proving that with both light and heat we have the same resolution by the plate of mica, and recompounding by the analyzer, of the ethereal vibrations.

Removing the mica and restoring the needle once more to 0°, I introduce between the Nicols a plate of quartz cut perpendicular to the axis; the immediate deflection of the needle declares the transmission of the heat, and when the transmitted beam is properly examined, it is found to be circularly polarized, exactly as a beam of light is polarized under the same conditions.

§ 9. Double Refraction of Heat.

[Pg 183] I will now abandon the Nicols, and send through the piece of Iceland spar (B, fig. 53), already employed (in Lecture III.) to illustrate the double refraction of light, our sifted beam of invisible heat. To determine the positions of the two images, let us first operate upon the luminous beam. Marking the places of the light-images, we introduce between N and L our ray-filter (not in the figure) and quench the light. Causing the pile to approach one of the marked places, the needle remains unmoved until the place has been attained; here the pile at once detects the heat. Pushing the pile across the interval separating the two marks, the needle first falls to 0°, and then rises again to 90° in the second position. This proves the double refraction of the heat.

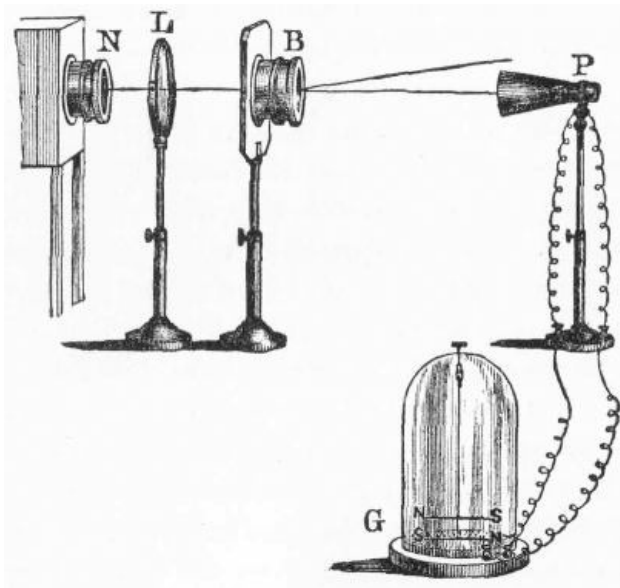


Fig. 53.

[Pg 184] I now turn the Iceland spar: the needle remains fixed; there is no alteration of the deflection. Passing the pile rapidly across to the other mark, the deflection is maintained. Once more I turn the spar, but now the needle falls to 0°, rising, however, again to 90° after a rotation of 360°. We know that in the case of light the extraordinary beam rotates round the ordinary one; and we have here been operating on the extraordinary heat-beam, which, as regards double refraction, behaves exactly like a beam of light.

§ 10. Magnetization of Heat.

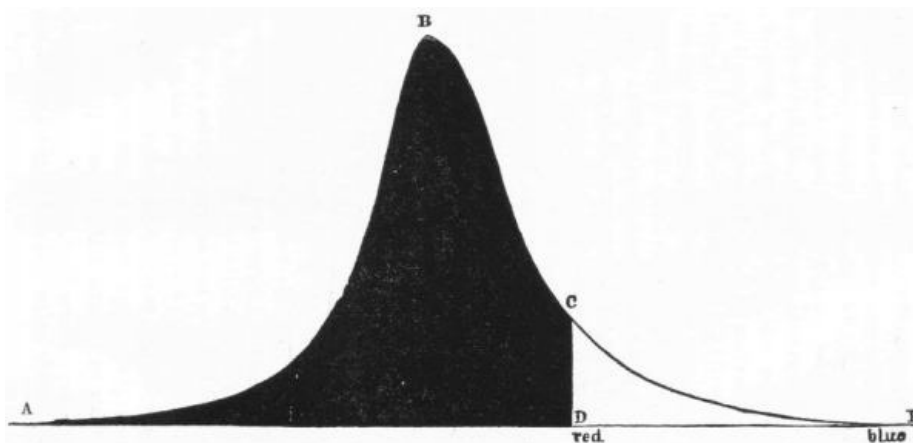
To render our series of comparisons complete, we must demonstrate the magnetization of heat. But here a slight modification of our arrangement will be necessary. In repeating Faraday's experiment on the magnetization of light, we had, in the first instance, our Nicols crossed and the field rendered dark, a flash of light appearing upon the screen when the magnet was excited. Now the quantity of light transmitted in this case is really very small, its effect being rendered striking through contrast with the preceding darkness. When we so place the Nicols that their principal sections enclose an angle of 45°, the excitement of the magnet causes a far greater positive augmentation of the light, though the augmentation is not so well *seen* through lack of contrast, because here, at starting, the field is illuminated.

In trying to magnetize our beam of heat, we will adopt this arrangement. Here, however, at the outset, a considerable amount of heat falls upon one face of the pile. This it is necessary to neutralize, by permitting rays from another source to fall upon the opposite face of the pile. The needle is thus brought to zero. Cutting off the light by our ray-filter, and exciting the magnet, the needle is instantly deflected, proving that the magnet has opened a door for the heat, exactly as in Faraday's experiment it opened a door for the light. Thus, in every case brought under our notice, the substantial identity of light and radiant heat has been demonstrated.

By the refined experiments of Knoblauch, who worked long and successfully at this question, the double refraction of heat, by Iceland spar, was first demonstrated; but, though he employed the luminous heat of the sun, the observed deflections were exceedingly small. So, likewise, those eminent investigators De la Povostaye and Desains succeeded in magnetizing a beam of heat; but though, in their case also, the luminous solar heat was employed, the deflection obtained did not amount to more than two or three degrees. With *obscure* radiant heat the effect, prior to the experiments now brought before you, had not been obtained; but, with the arrangement here described, we obtain deflections from purely invisible heat, equal to 150 of the lower degrees of the galvanometer.

§ 11. *Distribution of Heat in the Electric Spectrum.*

We have finally to determine the position and magnitude of the invisible radiation which produces these results. For this purpose we employ a particular form of the thermo-pile. Its face is a rectangle, which by movable side-pieces can be rendered as narrow as desirable. Throwing a small and concentrated spectrum upon a screen, by means of an endless screw we move the rectangular pile through the entire spectrum, and determine in succession the thermal power of all its colours.



SPECTRUM OF ELECTRIC LIGHT.

When this instrument is brought to the violet end of the spectrum, the heat is found to be almost insensible. As the pile gradually moves from the violet towards the red, it encounters a gradually augmenting heat. The red itself possesses the highest heating power of all the colours of the spectrum. Pushing the pile into the dark space beyond the red, the heat rises suddenly in intensity, and at some distance beyond the red it attains a maximum. From this point the heat falls somewhat more rapidly than it rose, and afterwards gradually fades away.

Drawing a horizontal line to represent the length of the spectrum, and erecting along it, at various points, perpendiculars proportional in length to the heat existing at those points, we obtain a curve which exhibits the distribution of heat in the prismatic spectrum. It is represented in the adjacent figure. Beginning at the blue, the curve rises, at first very gradually; towards the red it rises more rapidly, the line C D (fig. 54, opposite page) representing the strength of the extreme red radiation. Beyond the red it shoots upwards in a steep and massive peak to B; whence it falls, rapidly for a time, and afterwards gradually fades from the perception of the pile. This figure is the result of more than twelve careful series of measurements, from each of which the curve was constructed. On superposing all these curves, a satisfactory agreement was found to exist between them. So that it may safely be concluded that the areas of the dark and white spaces, respectively, represent the relative energies of the visible and invisible radiation. The one is 7.7 times the other.

But in verification, as already stated, consists the strength of science. Determining in the first place the total emission from the electric lamp, and then, by means of the iodine filter, determining the ultra-red emission; the difference between both gives the luminous emission. In this way, it is found that the energy of the invisible emission is eight times that of the visible. No two methods could be more opposed to each other, and hardly any two results could better harmonize. I think, therefore, you may rely upon the accuracy of the distribution of heat here assigned to the prismatic spectrum of the electric light. There is nothing vague in the mode of investigation, or doubtful in its conclusions. Spectra are, however, formed by *diffraction*, wherein the distribution of both heat and light is different from that produced by the prism. These diffractive spectra have been examined with great skill by Draper and Langley. In the prismatic spectrum the less refrangible rays are compressed into a much smaller space than in the diffraction spectrum.

LECTURE VI.

PRINCIPLES OF SPECTRUM ANALYSIS
 PRISMATIC ANALYSIS OF THE LIGHT OF INCANDESCENT VAPOURS
 DISCONTINUOUS SPECTRA
 SPECTRUM BANDS PROVED BY BUNSEN AND KIRCHHOFF TO BE CHARACTERISTIC
 OF THE VAPOUR
 DISCOVERY OF RUBIDIUM, CAESIUM, AND THALLIUM
 RELATION OF EMISSION TO ABSORPTION
 THE LINES OF FRAUNHOFER
 THEIR EXPLANATION BY KIRCHHOFF
 SOLAR CHEMISTRY INVOLVED IN THIS EXPLANATION
 FOUCAULT'S EXPERIMENT
 PRINCIPLES OF ABSORPTION
 ANALOGY OF SOUND AND LIGHT
 EXPERIMENTAL DEMONSTRATION OF THIS ANALOGY
 RECENT APPLICATIONS OF THE SPECTROSCOPE
 SUMMARY AND CONCLUSION.

[Pg 190] We have employed as our source of light in these lectures the ends of two rods of coke rendered incandescent by electricity. Coke is particularly suitable for this purpose, because it can bear intense heat without fusion or vaporization. It is also black, which helps the light; for, other circumstances being equal, as shown experimentally by Professor Balfour Stewart, the blacker the body the brighter will be its light when incandescent. Still, refractory as carbon is, if we closely examined our voltaic arc, or stream of light between the carbon-points, we should find there incandescent carbon-vapour. And if we could detach the light of this vapour from the more dazzling light of the solid points, we should find its spectrum not only less brilliant, but of a totally different character from the spectra that we have already seen. Instead of being an unbroken succession of colours from red to violet, the carbon-vapour would yield a few bands of colour with spaces of darkness between them.

What is true of the carbon is true in a still more striking degree of the metals, the most refractory of which can be fused, boiled, and reduced to vapour by the electric current. From the incandescent vapour the light, as a general rule, flashes in groups of rays of definite degrees of refrangibility, spaces existing between group and group, which are unfilled by rays of any kind. But the contemplation of the facts will render this subject more intelligible than words can make it. Within the camera is now placed a cylinder of carbon hollowed out at the top; in the hollow is placed a fragment of the metal thallium. Down upon this we bring the upper carbon-point, and then separate the one from the other. A stream of incandescent thallium-vapour passes between them, the magnified image of which is now seen upon the screen. It is of a beautiful green colour. What is the meaning of that green? We answer the question by subjecting the light to prismatic analysis. Sent through the prism, its spectrum is seen to consist of a single refracted band. Light of one degree of refrangibility—that corresponding to this particular green—is emitted by the thallium-vapour.

[Pg 191] We will now remove the thallium and put a bit of silver in its place. The arc of silver is not to be distinguished from that of thallium; it is not only green, but the same shade of green. Are they then alike? Prismatic analysis enables us to answer the question. However impossible it is to distinguish the one *colour* from the other, it is equally impossible to confound the *spectrum* of incandescent silver-vapour with that of thallium. In the case of silver, we have two green bands instead of one.

If we add to the silver in our camera a bit of thallium, we shall obtain the light of both metals. After waiting a little, we see that the green of the thallium lies midway between the two greens of the silver. Hence this similarity of colour.

But why have we to 'wait a little' before we see this effect? The thallium band at first almost masks the silver bands by its superior brightness. Indeed, the silver bands have wonderfully degenerated since the bit of thallium was put in, and for a reason worth knowing. It is the *resistance* offered to the passage of the electric current from carbon to carbon, that calls forth the power of the current to produce heat. If the resistance were materially lessened, the heat would be materially lessened; and if all resistance were abolished, there would be no heat at all. Now, thallium is a much more fusible and vaporizable metal than silver; and its vapour facilitates the passage of the electricity to such a degree, as to render the current almost incompetent to vaporize the more refractory silver. But the thallium is gradually consumed; its vapour diminishes, the resistance rises, until finally you see the two silver bands as brilliant as they were at first.^[24]

[Pg 192] We have in these bands a perfectly unalterable characteristic of the two metals. You never get other bands than these two green ones from the silver, never other than the single green band from the thallium, never other than the three green bands from the mixture of both metals. Every known metal has its own particular bands, and in no known case are the bands of two different metals alike in refrangibility. It follows, therefore, that these spectra may be made a sure test for the presence or absence of any particular metal. If we pass from the metals to their alloys, we

find no confusion. Copper gives green bands; zinc gives blue and red bands; brass—an alloy of copper and zinc—gives the bands of both metals, perfectly unaltered in position or character.

But we are not confined to the metals themselves; the *salts* of these metals yield the bands of the metals. Chemical union is ruptured by a sufficiently high heat; the vapour of the metal is set free, and it yields its characteristic bands. The chlorides of the metals are particularly suitable for experiments of this character. Common salt, for example, is a compound of chlorine and sodium; in the electric lamp it yields the spectrum of the metal sodium. The chlorides of copper, lithium, and strontium yield, in like manner, the bands of these metals.

[Pg 193]

When, therefore, Bunsen and Kirchhoff, the illustrious founders of *spectrum analysis*, after having established by an exhaustive examination the spectra of all known substances, discovered a spectrum containing bands different from any known bands, they immediately inferred the existence of a new metal. They were operating at the time upon a residue, obtained by evaporating one of the mineral waters of Germany. In that water they knew the unknown metal was concealed, but vast quantities of it had to be evaporated before a residue could be obtained sufficiently large to enable ordinary chemistry to grapple with the metal. They, however, hunted it down, and it now stands among chemical substances as the metal *Rubidium*. They subsequently discovered a second metal, which they called *Cæsium*. Thus, having first placed spectrum analysis on a sure foundation, they demonstrated its capacity as an agent of discovery. Soon afterwards Mr. Crookes, pursuing the same method, discovered the bright green band of *Thallium*, and obtained the salts of the metal which yielded it. The metal itself was first isolated in ingots by M. Lamy, a French chemist.

All this relates to chemical discovery upon earth, where the materials are in our own hands. But it was soon shown how spectrum analysis might be applied to the investigation of the sun and stars; and this result was reached through the solution of a problem which had been long an enigma to natural philosophers. The scope and conquest of this problem we must now endeavour to comprehend. A spectrum is *pure* in which the colours do not overlap each other. We purify the spectrum by making our beam narrow, and by augmenting the number of our prisms. When a pure spectrum of the sun has been obtained in this way, it is found to be furrowed by innumerable dark lines. Four of them were first seen by Dr. Wollaston, but they were afterwards multiplied and measured by Fraunhofer with such masterly skill, that they are now universally known as Fraunhofer's lines. To give an explanation of these lines was, as I have said, a problem which long challenged the attention of philosophers, and to Professor Kirchhoff belongs the honour of having first conquered this problem.

[Pg 194]

(The positions of the principal lines, lettered according to Fraunhofer, are shown in the annexed sketch (fig. 55) of the solar spectrum. A is supposed to stand near the extreme red, and J near the extreme violet.)



[Pg 195]

The brief memoir of two pages, in which this immortal discovery is recorded, was communicated to the Berlin Academy on October 27, 1859. Fraunhofer had remarked in the spectrum of a candle flame two bright lines, which coincide accurately, as to position, with the double dark line D of the solar spectrum. These bright lines are produced with particular intensity by the yellow flame derived from a mixture of salt and alcohol. They are in fact the lines of sodium vapour. Kirchhoff produced a spectrum by permitting the sunlight to enter his telescope by a slit and prism, and in front of the slit he placed the yellow sodium flame. As long as the spectrum remained feeble, there always appeared two bright lines, derived from the flame, in the place of the two dark lines D of the spectrum. In this case, such absorption as the flame exerted upon the sunlight was more than atoned for by the radiation from the flame. When, however, the solar spectrum was rendered sufficiently intense, the bright bands vanished, and the two dark Fraunhofer lines appeared with much greater sharpness and distinctness than when the flame was not employed.

This result, be it noted, was not due to any real quenching of the bright lines of the flame, but to the augmentation of the intensity of the adjacent spectrum. The experiment proved to demonstration, that when the white light sent through the flame was sufficiently intense, the quantity which the flame absorbed was far in excess of that which it radiated.

Here then is a result of the utmost significance. Kirchhoff immediately inferred from it that the salt flame, which could intensify so remarkably the dark lines of Fraunhofer, ought also to be able to *produce* them. The spectrum of the Drummond light is known to exhibit the two bright lines of sodium, which, however, gradually disappear as the modicum of sodium, contained as an impurity in the incandescent lime, is exhausted. Kirchhoff formed a spectrum of the limelight, and after the two bright lines had vanished, he placed his salt flame in front of the slit. The two dark lines immediately started forth. Thus, in the continuous spectrum of the lime-light, he evoked, artificially, the lines D of Fraunhofer.

Kirchhoff knew that this was an action not peculiar to the sodium flame, and he immediately extended his generalisation to all coloured flames which yield sharply defined bright bands in their spectra. White light, with all its constituents complete, sent through such flames, would, he inferred, have those precise constituents absorbed, whose refrangibilities are the same as those of the bright bands; so that after passing through such flames, the white light, if sufficiently intense, would have its spectrum

Fig. 55.

furrowed by bands of darkness. On the occasion here referred to Kirchhoff also succeeded in reversing a bright band of lithium.

[Pg 196] The long-standing difficulty of Fraunhofer's lines fell to pieces in the presence of facts and reflections like these, which also carried with them an immeasurable extension of the chemist's power. Kirchhoff saw that from the agreement of the lines in the spectra of terrestrial substances with Fraunhofer's lines, the presence of these substances in the sun and fixed stars might be immediately inferred. Thus the dark lines D in the solar spectrum proved the existence of sodium in the solar atmosphere; while the bright lines discovered by Brewster in a nitre flame, which had been proved to coincide exactly with certain dark lines between A and B in the solar spectrum, proved the existence of potassium in the sun.

All subsequent research verified the accuracy of these first daring conclusions. In his second paper, communicated to the Berlin Academy before the close of 1859, Kirchhoff proved the existence of iron in the sun. The bright lines of the spectrum of iron vapour are exceedingly numerous, and 65 of them were subsequently proved by Kirchhoff to be absolutely identical in position with 65 dark Fraunhofer's lines. Ångström and Thalén pushed the coincidences to 450 for iron, while, according to the same excellent investigators, the following numbers express the coincidences, in the case of the respective metals to which they are attached:—

Calcium	75
Barium	11
Magnesium	4
Manganese	57
Titanium	118
Chromium	18
Nickel	33
Cobalt	19
Hydrogen	4
Aluminium	2
Zinc	2
Copper	7

The probability is overwhelming that all these substances exist in the atmosphere of the sun.

[Pg 197] Kirchhoff's discovery profoundly modified the conceptions previously entertained regarding the constitution of the sun, leading him to views which, though they may be modified in detail, will, I believe, remain substantially valid to the end of time. The sun, according to Kirchhoff, consists of a molten nucleus which is surrounded by a flaming atmosphere of lower temperature. The nucleus may, in part, be *clouds*, mixed with, or underlying true vapour. The light of the nucleus would give us a continuous spectrum, like that of the Drummond light; but having to pass through the photosphere, as Kirchhoff's beam passed through the sodium flame, those rays of the nucleus which the photosphere emit are absorbed, and shaded lines, corresponding to the rays absorbed, occur in the spectrum. Abolish the solar nucleus, and we should have a spectrum showing a bright line in the place of every dark line of Fraunhofer, just as, in the case of Kirchhoff's second experiment, we should have the bright sodium lines of the flame if the lime-light were withdrawn. These lines of Fraunhofer are therefore not absolutely dark, but dark by an amount corresponding to the difference between the light intercepted and the light emitted by the photosphere.

[Pg 198] Almost every great scientific discovery is approached contemporaneously by many minds, the fact that one mind usually confers upon it the distinctness of demonstration being an illustration, not of genius isolated, but of genius in advance. Thus Foucault, in 1849, came to the verge of Kirchhoff's discovery. By converging an image of the sun upon a voltaic arc, and thus obtaining the spectra of both sun and arc superposed, he found that the two bright lines which, owing to the presence of a little sodium in the carbons or in the air, are seen in the spectrum of the arc, coincide with the dark lines D of the solar spectrum. The lines D he found to be considerably strengthened by the passage of the solar light through the voltaic arc.

Instead of the image of the sun, Foucault then projected upon the arc the image of one of the solid incandescent carbon points, which of itself would give a continuous spectrum; and he found that the lines D were thus *generated* in that spectrum. Foucault's conclusion from this admirable experiment was 'that the arc is a medium which emits the rays D on its own account, and at the same time absorbs them when they come from another quarter.' Here he stopped. He did not extend his observations beyond the voltaic arc; he did not offer any explanation of the lines of Fraunhofer; he did not arrive at any conception of solar chemistry, or of the constitution of the sun. His beautiful experiment remained a germ without fruit, until the discernment, ten years subsequently, of the whole class of phenomena to which it belongs, enabled Kirchhoff to solve these great problems.

Soon after the publication of Kirchhoff's discovery, Professor Stokes, who also, ten years prior to the discovery, had nearly anticipated it, borrowed an illustration from sound, to explain the reciprocity of radiation and absorption. A stretched string responds to aerial vibrations which synchronize with its own. A great number of such strings stretched in space would roughly represent a medium; and if the note common to them all were sounded at a distance they would take up or absorb its vibrations.

[Pg 199]

When a violin-bow is drawn across this tuning-fork, the room is immediately filled with a musical sound, which may be regarded as the *radiation* or *emission* of sound from the fork. A few days ago, on sounding this fork, I noticed that when its vibrations were quenched, the sound seemed to be continued, though more feebly. It appeared, moreover, to come from under a distant table, where stood a number of tuning-forks of different sizes and rates of vibration. One of these, and one only, had been started by the sounding fork, and it was the one whose rate of vibration was the same as that of the fork which started it. This is an instance of the *absorption* of the sound of one fork by another. Placing two unisonant forks near each other, sweeping the bow over one of them, and then quenching the agitated fork, the other continues to sound; this other can re-excite the former, and several transfers of sound between the two forks can be thus effected. Placing a cent-piece on each prong of one of the forks, we destroy its perfect synchronism with the other, and no such communication of sound from the one to the other is then possible.

[Pg 200]

I have now to bring before you, on a suitable scale, the demonstration that we can do with *light* what has been here done with sound. For several days in 1861 I endeavoured to accomplish this, with only partial success. In iron dishes a mixture of dilute alcohol and salt was placed, and warmed so as to promote vaporization. The vapour was ignited, and through the yellow flame thus produced the beam from the electric lamp was sent; but a faint darkening only of the yellow band of a projected spectrum could be obtained. A trough was then made which, when fed with the salt and alcohol, yielded a flame ten feet thick; but the result of sending the light through this depth of flame was still unsatisfactory. Remembering that the direct combustion of sodium in a Bunsen's flame produces a yellow far more intense than that of the salt flame, and inferring that the intensity of the colour indicated the copiousness of the incandescent vapour, I sent through the flame from metallic sodium the beam of the electric lamp. The success was complete; and this experiment I wish now to repeat in your presence.^[25]

Firstly then you notice, when a fragment of sodium is placed in a platinum spoon and introduced into a Bunsen's flame, an intensely yellow light is produced. It corresponds in refrangibility with the yellow band of the spectrum. Like our tuning-fork, it emits waves of a special period. When the white light from the electric lamp is sent through that flame, you will have ocular proof that the yellow flame intercepts the yellow of the spectrum; in other words, that it absorbs waves of the same period as its own, thus producing, to all intents and purposes, a dark Fraunhofer's band in the place of the yellow.

[Pg 201]

In front of the slit (at L, fig. 56) through which the beam issues is placed a Bunsen's burner (*b*) protected by a chimney (*C*). This beam, after passing through a lens, traverses the prism (*P*) (in the real experiment there was a pair of prisms), is there decomposed, and forms a vivid continuous spectrum (*S S*) upon the screen. Introducing a platinum spoon with its pellet of sodium into the Bunsen's flame, the pellet first fuses, colours the flame intensely yellow, and at length bursts into violent combustion. At the same moment the spectrum is furrowed by an intensely dark band (*D*), two inches wide and two feet long. Introducing and withdrawing the sodium flame in rapid succession, the sudden appearance and disappearance of the band of darkness is shown in a most striking manner. In contrast with the adjacent brightness this band appears absolutely black, so vigorous is the absorption. The blackness, however, is but relative, for upon the dark space falls a portion of the light of the sodium flame.

I have already referred to the experiment of Foucault; but other workers also had been engaged on the borders of this subject before it was taken up by Bunsen and Kirchhoff. With some modification I have on a former occasion used the following words regarding the precursors of the discovery of spectrum analysis, and solar chemistry:—'Mr. Talbot had observed the bright lines in the spectra of coloured flames, and both he and Sir John Herschel pointed out the possibility of making prismatic analysis a chemical test of exceeding delicacy, though not of entire certainty. More than a quarter of a century ago Dr. Miller gave drawings and

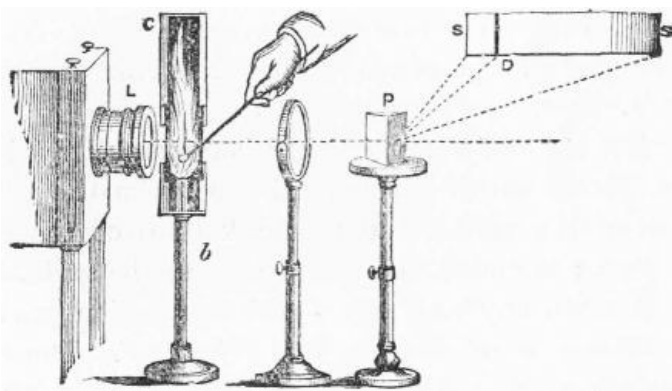


Fig. 56.

[Pg 202]

descriptions of the spectra of various coloured flames. Wheatstone, with his accustomed acuteness, analyzed the light of the electric spark, and proved that the metals between which the spark passed determined the bright bands in its spectrum. In an investigation described by Kirchhoff as "classical," Swan had shown that 1/2,500,000 of a grain of sodium in a Bunsen's flame could be detected by its spectrum. He also proved the constancy of the bright lines in the spectra of hydrocarbon flames. Masson published a prize essay on the bands of the induction spark; while Van der Willigen, and more recently Plücker, have also given us beautiful drawings of spectra obtained from the same source.

'But none of these distinguished men betrayed the least knowledge of the connexion between the bright bands of the metals and the dark lines of the solar spectrum; nor could spectrum analysis be said to be placed upon anything like a safe foundation prior to the researches of

Bunsen and Kirchhoff. The man who, in a published paper, came nearest to the philosophy of the subject was Ångström. In that paper, translated by myself, and published in the "Philosophical Magazine" for 1855, he indicates that the rays which a body absorbs are precisely those which, when luminous, it can emit. In another place, he speaks of one of his spectra giving the general impression of the *reversal* of the solar spectrum. But his memoir, philosophical as it is, is distinctly marked by the uncertainty of his time. Foucault, Thomson, and Balfour Stewart have all been near the discovery, while, as already stated, it was almost hit by the acute but unpublished conjecture of Stokes.'

[Pg 203] Mentally, as well as physically, every year of the world's age is the outgrowth and offspring of all preceding years. Science proves itself to be a genuine product of Nature by growing according to this law. We have no solution of continuity here. All great discoveries are duly prepared for in two ways; first, by other discoveries which form their prelude; and, secondly, by the sharpening of the inquiring intellect. Thus Ptolemy grew out of Hipparchus, Copernicus out of both, Kepler out of all three, and Newton out of all the four. Newton did not rise suddenly from the sea-level of the intellect to his amazing elevation. At the time that he appeared, the table-land of knowledge was already high. He juts, it is true, above the table-land, as a massive peak; still he is supported by the plateau, and a great part of his absolute height is the height of humanity in his time. It is thus with the discoveries of Kirchhoff. Much had been previously accomplished; this he mastered, and then by the force of individual genius went beyond it. He replaced uncertainty by certainty, vagueness by definiteness, confusion by order; and I do not think that Newton has a surer claim to the discoveries that have made his name immortal, than Kirchhoff has to the credit of gathering up the fragmentary knowledge of his time, of vastly extending it, and of infusing into it the life of great principles.

[Pg 204] With one additional point we will wind up our illustrations of the principles of solar chemistry. Owing to the scattering of light by matter floating mechanically in the earth's atmosphere, the sun is seen not sharply defined, but surrounded by a luminous glare. Now, a loud noise will drown a whisper, an intense light will overpower a feeble one, and so this circumsolar glare prevents us from seeing many striking appearances round the border of the sun. The glare is abolished in total eclipses, when the moon comes between the earth and the sun, and there are then seen a series of rose-coloured protuberances, stretching sometimes tens of thousands of miles beyond the dark edge of the moon. They are described by Vassenius in the 'Philosophical Transactions' for 1733; and were probably observed even earlier than this. In 1842 they attracted great attention, and were then compared to Alpine snow-peaks reddened by the evening sun. That these prominences are flaming gas, and principally hydrogen gas, was first proved by M. Janssen during an eclipse observed in India, on the 18th of August, 1868.

But the prominences may be rendered visible in sunshine; and for a reason easily understood. You have seen in these lectures a single prism employed to produce a spectrum, and you have seen a pair of prisms employed. In the latter case, the dispersed white light, being diffused over about twice the area, had all its colours proportionately diluted. You have also seen one prism and a pair of prisms employed to produce the bands of incandescent vapours; but here the light of each band, being absolutely monochromatic, was incapable of further dispersion by the second prism, and could not therefore be weakened by such dispersion.

[Pg 205] Apply these considerations to the circumsolar region. The glare of white light round the sun can be dispersed and weakened to any extent, by augmenting the number of prisms; while a monochromatic light, mixed with this glare, and masked by it, would retain its intensity unweakened by dispersion. Upon this consideration has been founded a method of observation, applied independently by M. Janssen in India and by Mr. Lockyer in England, by which the monochromatic bands of the prominences are caused to obtain the mastery, and to appear in broad daylight. By searching carefully and skilfully round the sun's rim, Mr. Lockyer has proved these prominences to be mere local juttings from a fiery envelope which entirely clasps the sun, and which he has called the *Chromosphere*.

[Pg 206] It would lead us far beyond the object of these lectures to dwell upon the numerous interesting and important results obtained by Secchi, Respighi, Young, and other distinguished men who have worked at the chemistry of the sun and its appendages. Nor can I do more at present than make a passing reference to the excellent labours of Dr. Huggins in connexion with the fixed stars, nebulae, and comets. They, more than any others, illustrate the literal truth of the statement, that the establishment of spectrum analysis, and the explanation of Fraunhofer's lines, carried with them an immeasurable extension of the chemist's range. The truly powerful experiments of Professor Dewar are daily adding to our knowledge, while the refined researches of Capt. Abney and others are opening new fields of inquiry. But my object here is to make principles plain, rather than to follow out the details of their illustration.

SUMMARY AND CONCLUSION.

My desire in these lectures has been to show you, with as little breach of continuity as possible, something of the past growth and present aspect of a department of science, in which have laboured some of the greatest intellects the world has ever seen. I have sought to confer upon each experiment a distinct intellectual value, for experiments ought to be the representatives and expositors of thought—a language addressed to the eye as spoken words are to the ear. In association with its context, nothing is more impressive or instructive than a fit experiment; but, apart from its context, it rather suits the conjurer's purpose of surprise, than the purpose of

education which ought to be the ruling motive of the scientific man.

[Pg 207] And now a brief summary of our work will not be out of place. Our present mastery over the laws and phenomena of light has its origin in the desire of man to *know*. We have seen the ancients busy with this problem, but, like a child who uses his arms aimlessly, for want of the necessary muscular training, so these early men speculated vaguely and confusedly regarding natural phenomena, not having had the discipline needed to give clearness to their insight, and firmness to their grasp of principles. They assured themselves of the rectilinear propagation of light, and that the angle of incidence was equal to the angle of reflection. For more than a thousand years—I might say, indeed, for more than fifteen hundred years—the scientific intellect appears as if smitten with paralysis, the fact being that, during this time, the mental force, which might have run in the direction of science, was diverted into other directions.

The course of investigation, as regards light, was resumed in 1100 by an Arabian philosopher named Alhazen. Then it was taken up in succession by Roger Bacon, Vitellio, and Kepler. These men, though failing to detect the principles which ruled the facts, kept the fire of investigation constantly burning. Then came the fundamental discovery of Snell, that cornerstone of optics, as I have already called it, and immediately afterwards we have the application, by Descartes, of Snell's discovery to the explanation of the rainbow. Following this we have the overthrow, by Roemer, of the notion of Descartes, that light was transmitted instantaneously through space. Then came Newton's crowning experiments on the analysis and synthesis of white light, by which it was proved to be compounded of various kinds of light of different degrees of refrangibility.

[Pg 208] Up to his demonstration of the composition of white light, Newton had been everywhere triumphant—triumphant in the heavens, triumphant on the earth, and his subsequent experimental work is, for the most part, of immortal value. But infallibility is not an attribute of man, and, soon after his discovery of the nature of white light, Newton proved himself human. He supposed that refraction and chromatic dispersion went hand in hand, and that you could not abolish the one without at the same time abolishing the other. Here Dollond corrected him.

But Newton committed a graver error than this. Science, as I sought to make clear to you in our second lecture, is only in part a thing of the senses. The roots of phenomena are embedded in a region beyond the reach of the senses, and less than the root of the matter will never satisfy the scientific mind. We find, accordingly, in this career of optics the greatest minds constantly yearning to break the bounds of the senses, and to trace phenomena to their subsensible foundation. Thus impelled, they entered the region of theory, and here Newton, though drawn from time to time towards truth, was drawn still more strongly towards error; and he made error his substantial choice. His experiments are imperishable, but his theory has passed away. For a century it stood like a dam across the course of discovery; but, as with all barriers that rest upon authority, and not upon truth, the pressure from behind increased, and eventually swept the barrier away.

[Pg 209] In 1808 Malus, looking through Iceland spar at the sun, reflected from the window of the Luxembourg Palace in Paris, discovered the polarization of light by reflection. As stated at the time, this discovery ushered in the darkest hour in the fortunes of the wave theory. But the darkness did not continue. In 1811 Arago discovered the splendid chromatic phenomena which we have had illustrated by the deportment of plates of gypsum in polarized light; he also discovered the rotation of the plane of polarization by quartz-crystals. In 1813 Seebeck discovered the polarization of light by tourmaline. That same year Brewster discovered those magnificent bands of colour that surround the axes of biaxial crystals. In 1814 Wollaston discovered the rings of Iceland spar. All these effects, which, without a theoretic clue, would leave the human mind in a jungle of phenomena without harmony or relation, were organically connected by the theory of undulation.

The wave theory was applied and verified in all directions, Airy being especially conspicuous for the severity and conclusiveness of his proofs. A most remarkable verification fell to the lot of the late Sir William Hamilton, of Dublin, who, taking up the theory where Fresnel had left it, arrived at the conclusion that at four special points of the 'wave-surface' in double-refracting crystals, the ray was divided, not into two parts but into an infinite number of parts; forming at these points a continuous conical envelope instead of two images. No human eye had ever seen this envelope when Sir William Hamilton inferred its existence. He asked Dr. Lloyd to test experimentally the truth of his theoretic conclusion. Lloyd, taking a crystal of arragonite, and following with the most scrupulous exactness the indications of theory, cutting the crystal where theory said it ought to be cut, observing it where theory said it ought to be observed, discovered the luminous envelope which had previously been a mere idea in the mind of the mathematician.

[Pg 210] Nevertheless this great theory of undulation, like many another truth, which in the long run has proved a blessing to humanity, had to establish, by hot conflict, its right to existence. Illustrious names were arrayed against it. It had been enunciated by Hooke, it had been expounded and applied by Huyghens, it had been defended by Euler. But they made no impression. And, indeed, the theory in their hands lacked the strength of a demonstration. It first took the form of a demonstrated verity in the hands of Thomas Young. He brought the waves of light to bear upon each other, causing them to support each other, and to extinguish each other at will. From their mutual actions he determined their lengths, and applied his knowledge in all directions. He finally showed that the difficulty of polarization yielded to the grasp of theory.

After him came Fresnel, whose transcendent mathematical abilities enabled him to give the theory a generality unattained by Young. He seized it in its entirety; followed the ether into the

hearts of crystals of the most complicated structure, and into bodies subjected to strain and pressure. He showed that the facts discovered by Malus, Arago, Brewster, and Biot were so many ganglia, so to speak, of his theoretic organism, deriving from it sustenance and explanation. With a mind too strong for the body with which it was associated, that body became a wreck long before it had become old, and Fresnel died, leaving, however, behind him a name immortal in the annals of science.

[Pg 211] One word more I should like to say regarding Fresnel. There are things better even than science. Character is higher than Intellect, but it is especially pleasant to those who wish to think well of human nature when high intellect and upright character are found combined. They were combined in this young Frenchman. In those hot conflicts of the undulatory theory, he stood forth as a man of integrity, claiming no more than his right, and ready to concede their rights to others. He at once recognized and acknowledged the merits of Thomas Young. Indeed, it was he, and his fellow-countryman Arago, who first startled England into the consciousness of the injustice done to Young in the 'Edinburgh Review.'

I should like to read to you a brief extract from a letter written by Fresnel to Young in 1824, as it throws a pleasant light upon the character of the French philosopher. 'For a long time,' says Fresnel, 'that sensibility, or that vanity, which people call love of glory has been much blunted in me. I labour much less to catch the suffrages of the public, than to obtain that inward approval which has always been the sweetest reward of my efforts. Without doubt, in moments of disgust and discouragement, I have often needed the spur of vanity to excite me to pursue my researches. But all the compliments I have received from Arago, De la Place, and Biot never gave me so much pleasure as the discovery of a theoretic truth or the confirmation of a calculation by experiment.'

[Pg 212] This, then, is the core of the whole matter as regards science. It must be cultivated for its own sake, for the pure love of truth, rather than for the applause or profit that it brings. And now my occupation in America is well-nigh gone. Still I will bespeak your tolerance for a few concluding remarks, in reference to the men who have bequeathed to us the vast body of knowledge of which I have sought to give you some faint idea in these lectures. What was the motive that spurred them on? What urged them to those battles and those victories over reticent Nature, which have become the heritage of the human race? It is never to be forgotten that not one of those great investigators, from Aristotle down to Stokes and Kirchhoff, had any practical end in view, according to the ordinary definition of the word 'practical.' They did not propose to themselves money as an end, and knowledge as a means of obtaining it. For the most part, they nobly reversed this process, made knowledge their end, and such money as they possessed the means of obtaining it.

[Pg 213] We see to-day the issues of their work in a thousand practical forms, and this may be thought sufficient to justify, if not ennoble, their efforts. But they did not work for such issues; their reward was of a totally different kind. In what way different? We love clothes, we love luxuries, we love fine equipages, we love money, and any man who can point to these as the result of his efforts in life, justifies these results before all the world. In America and England, more especially, he is a 'practical' man. But I would appeal confidently to this assembly whether such things exhaust the demands of human nature? The very presence here for six inclement nights of this great audience, embodying so much of the mental force and refinement of this vast city,^[26] is an answer to my question. I need not tell such an assembly that there are joys of the intellect as well as joys of the body, or that these pleasures of the spirit constituted the reward of our great investigators. Led on by the whisperings of natural truth, through pain and self-denial, they often pursued their work. With the ruling passion strong in death, some of them, when no longer able to hold a pen, dictated to their friends the last results of their labours, and then rested from them for ever.

Could we have seen these men at work, without any knowledge of the consequences of their work, what should we have thought of them? To the uninitiated, in their day, they might often appear as big children playing with soap-bubbles and other trifles. It is so to this hour. Could you watch the true investigator—your Henry or your Draper, for example—in his laboratory, unless animated by his spirit, you could hardly understand what keeps him there. Many of the objects which rivet his attention might appear to you utterly trivial; and if you were to ask him what is the *use* of his work, the chances are that you would confound him. He might not be able to express the use of it in intelligible terms. He might not be able to assure you that it will put a dollar into the pocket of any human being present or to come. That scientific discovery *may* put not only dollars into the pockets of individuals, but millions into the exchequers of nations, the history of science amply proves; but the hope of its doing so never was, and it never can be, the motive power of the investigator.

[Pg 214] I know that some risk is run in speaking thus before practical men. I know what De Tocqueville says of you. 'The man of the North,' he says, 'has not only experience, but knowledge. He, however, does not care for science as a pleasure, and only embraces it with avidity when it leads to useful applications.' But what, I would ask, are the hopes of useful applications which have caused you so many times to fill this place, in spite of snow-drifts and biting cold? What, I may ask, is the origin of that kindness which drew me from my work in London to address you here, and which, if I permitted it, would send me home a millionaire? Not because I had taught you to

make a single cent by science am I here to-night, but because I tried to the best of my ability to present science to the world as an intellectual good. Surely no two terms were ever so distorted and misapplied with reference to man, in his higher relations, as these terms useful and practical. Let us expand our definitions until they embrace all the needs of man, his highest intellectual needs inclusive. It is specially on this ground of its administering to the higher needs of the intellect; it is mainly because I believe it to be wholesome, not only as a source of knowledge but as a means of discipline, that I urge the claims of science upon your attention.

[Pg 215] But with reference to material needs and joys, surely pure science has also a word to say. People sometimes speak as if steam had not been studied before James Watt, or electricity before Wheatstone and Morse; whereas, in point of fact, Watt and Wheatstone and Morse, with all their practicality, were the mere outcome of antecedent forces, which acted without reference to practical ends. This also, I think, merits a moment's attention. You are delighted, and with good reason, with your electric telegraphs, proud of your steam-engines and your factories, and charmed with the productions of photography. You see daily, with just elation, the creation of new forms of industry—new powers of adding to the wealth and comfort of society. Industrial England is heaving with forces tending to this end; and the pulse of industry beats still stronger in the United States. And yet, when analyzed, what are industrial America and industrial England?

If you can tolerate freedom of speech on my part, I will answer this question by an illustration. Strip a strong arm, and regard the knotted muscles when the hand is clenched and the arm bent. Is this exhibition of energy the work of the muscle alone? By no means. The muscle is the channel of an influence, without which it would be as powerless as a lump of plastic dough. It is the delicate unseen nerve that unlocks the power of the muscle. And without those filaments of genius, which have been shot like nerves through the body of society by the original discoverer, industrial America, and industrial England, would be very much in the condition of that plastic dough.

At the present time there is a cry in England for technical education, and it is a cry in which the most commonplace intellect can join, its necessity is so obvious. But there is no such cry for original investigation. Still, without this, as surely as the stream dwindles when the spring dies, so surely will 'technical education' lose all force of growth, all power of reproduction. Our great investigators have given us sufficient work for a time; but if their spirit die out, we shall find ourselves eventually in the condition of those Chinese mentioned by De Tocqueville, who, having forgotten the scientific origin of what they did, were at length compelled to copy without variation the inventions of an ancestry wiser than themselves, who had drawn their inspiration direct from Nature.

[Pg 216] Both England and America have reason to bear those things in mind, for the largeness and nearness of material results are only too likely to cause both countries to forget the small spiritual beginnings of such results, in the mind of the scientific discoverer. You multiply, but he creates. And if you starve him, or otherwise kill him—nay, if you fail to secure for him free scope and encouragement—you not only lose the motive power of intellectual progress, but infallibly sever yourselves from the springs of industrial life.

What has been said of technical operations holds equally good for education, for here also the original investigator constitutes the fountain-head of knowledge. It belongs to the teacher to give this knowledge the requisite form; an honourable and often a difficult task. But it is a task which receives its final sanctification, when the teacher himself honestly tries to add a rill to the great stream of scientific discovery. Indeed, it may be doubted whether the real life of science can be fully felt and communicated by the man who has not himself been taught by direct communion with Nature. We may, it is true, have good and instructive lectures from men of ability, the whole of whose knowledge is second-hand, just as we may have good and instructive sermons from intellectually able and unregenerate men. But for that power of science, which corresponds to what the Puritan fathers would call experimental religion in the heart, you must ascend to the original investigator.

[Pg 217] To keep society as regards science in healthy play, three classes of workers are necessary: Firstly, the investigator of natural truth, whose vocation it is to pursue that truth, and extend the field of discovery for the truth's own sake and without reference to practical ends. Secondly, the teacher of natural truth, whose vocation it is to give public diffusion to the knowledge already won by the discoverer. Thirdly, the applier of natural truth, whose vocation it is to make scientific knowledge available for the needs, comforts, and luxuries of civilized life. These three classes ought to co-exist and interact. Now, the popular notion of science, both in this country and in England, often relates not to science strictly so called, but to the applications of science. Such applications, especially on this continent, are so astounding—they spread themselves so largely and umbrageously before the public eye—that they often shut out from view those workers who are engaged in the quieter and profounder business of original investigation.

Take the electric telegraph as an example, which has been repeatedly forced upon my attention of late. I am not here to attenuate in the slightest degree the services of those who, in England and America, have given the telegraph a form so wonderfully fitted for public use. They earned a great reward, and they have received it. But I should be untrue to you and to myself if I failed to tell you that, however high in particular respects their claims and qualities may be, your practical men did not discover the electric telegraph. The discovery of the electric telegraph implies the discovery of electricity itself, and the development of its laws and phenomena. Such discoveries

are not made by practical men, and they never will be made by them, because their minds are beset by ideas which, though of the highest value from one point of view, are not those which stimulate the original discoverer.

[Pg 218] The ancients discovered the electricity of amber; and Gilbert, in the year 1600, extended the discovery to other bodies. Then followed Boyle, Von Guericke, Gray, Canton, Du Fay, Kleist, Cunæus, and your own Franklin. But their form of electricity, though tried, did not come into use for telegraphic purposes. Then appeared the great Italian Volta, who discovered the source of electricity which bears his name, and applied the most profound insight, and the most delicate experimental skill to its development. Then arose the man who added to the powers of his intellect all the graces of the human heart, Michael Faraday, the discoverer of the great domain of magneto-electricity. Ørsted discovered the deflection of the magnetic needle, and Arago and Sturgeon the magnetization of iron by the electric current. The voltaic circuit finally found its theoretic Newton in Ohm; while Henry, of Princeton, who had the sagacity to recognize the merits of Ohm while they were still decried in his own country, was at this time in the van of experimental inquiry.

[Pg 219] In the works of these men you have all the materials employed at this hour, in all the forms of the electric telegraph. Nay, more; Gauss, the illustrious astronomer, and Weber, the illustrious natural philosopher, both professors in the University of Göttingen, wishing to establish a rapid mode of communication between the observatory and the physical cabinet of the university, did this by means of an electric telegraph. Thus, before your practical men appeared upon the scene, the force had been discovered, its laws investigated and made sure, the most complete mastery of its phenomena had been attained—nay, its applicability to telegraphic purposes demonstrated—by men whose sole reward for their labours was the noble excitement of research, and the joy attendant on the discovery of natural truth.

Are we to ignore all this? We do so at our peril. For I say again that, behind all our practical applications, there is a region of intellectual action to which practical men have rarely contributed, but from which they draw all their supplies. Cut them off from this region, and they become eventually helpless. In no case is the adage truer, 'Other men laboured, but ye are entered into their labours,' than in the case of the discoverer and applier of natural truth. But now a word on the other side. While practical men are not the men to make the necessary antecedent discoveries, the cases are rare, though, in our day, not absent, in which the discoverer knows how to turn his labours to practical account. Different qualities of mind and habits of thought are usually needed in the two cases; and while I wish to give emphatic utterance to the claims of those whose position, owing to the simple fact of their intellectual elevation, is often misunderstood, I am not here to exalt the one class of workers at the expense of the other. They are the necessary complements of each other. But remember that one class is sure to be taken care of. All the material rewards of society are already within their reach, while that same society habitually ascribes to them intellectual achievements which were never theirs. This cannot but act to the detriment of those studies out of which, not only our knowledge of nature, but our present industrial arts themselves, have sprung, and from which the rising genius of the country is incessantly tempted away.

[Pg 220] Pasteur, one of the most illustrious members of the Institute of France, in accounting for the disastrous overthrow of his country, and the predominance of Germany in the late war, expresses himself thus: 'Few persons comprehend the real origin of the marvels of industry and the wealth of nations. I need no further proof of this than the employment, more and more frequent, in official language, and in writings of all sorts, of the erroneous expression *applied science*. The abandonment of scientific careers by men capable of pursuing them with distinction, was recently deplored in the presence of a minister of the greatest talent. The statesman endeavoured to show that we ought not to be surprised at this result, because *in our day the reign of theoretic science yielded place to that of applied science*. Nothing could be more erroneous than this opinion, nothing, I venture to say, more dangerous, even to practical life, than the consequences which might flow from these words. They have rested in my mind as a proof of the imperious necessity of reform in our superior education. There exists no category of the sciences, to which the name of applied science could be rightly given. *We have science, and the applications of science*, which are united together as the tree and its fruit.'

[Pg 221] And Cuvier, the great comparative anatomist, writes thus upon the same theme: 'These grand practical innovations are the mere applications of truths of a higher order, not sought with a practical intent, but pursued for their own sake, and solely through an ardour for knowledge. Those who applied them could not have discovered them; but those who discovered them had no inclination to pursue them to a practical end. Engaged in the high regions whither their thoughts had carried them, they hardly perceived these practical issues though born of their own deeds. These rising workshops, these peopled colonies, those ships which furrow the seas—this abundance, this luxury, this tumult—all this comes from discoveries in science, and it all remains strange to the discoverers. At the point where science merges into practice they abandon it; it concerns them no more.'

When the Pilgrim Fathers landed at Plymouth Rock, and when Penn made his treaty with the Indians, the new-comers had to build their houses, to cultivate the earth, and to take care of their souls. In such a community science, in its more abstract forms, was not to be thought of. And at the present hour, when your hardy Western pioneers stand face to face with stubborn Nature, piercing the mountains and subduing the forest and the prairie, the pursuit of science, for its own sake, is not to be expected. The first need of man is food and shelter; but a vast portion of this

continent is already raised far beyond this need. The gentlemen of New York, Brooklyn, Boston, Philadelphia, Baltimore, and Washington have already built their houses, and very beautiful they are; they have also secured their dinners, to the excellence of which I can also bear testimony. They have, in fact, reached that precise condition of well-being and independence when a culture, as high as humanity has yet reached, may be justly demanded at their hands. They have reached that maturity, as possessors of wealth and leisure, when the investigator of natural truth, for the truth's own sake, ought to find among them promoters and protectors.

[Pg 222] Among the many problems before them they have this to solve, whether a republic is able to foster the highest forms of genius. You are familiar with the writings of De Tocqueville, and must be aware of the intense sympathy which he felt for your institutions; and this sympathy is all the more valuable from the philosophic candour with which he points out not only your merits, but your defects and dangers. Now if I come here to speak of science in America in a critical and captious spirit, an invisible radiation from my words and manner will enable you to find me out, and will guide your treatment of me to-night. But if I in no unfriendly spirit—in a spirit, indeed, the reverse of unfriendly—venture to repeat before you what this great historian and analyst of democratic institutions said of America, I am persuaded that you will hear me out. He wrote some three and twenty years ago, and, perhaps, would not write the same to-day; but it will do nobody any harm to have his words repeated, and, if necessary, laid to heart.

[Pg 223] In a work published in 1850, De Tocqueville says: 'It must be confessed that, among the civilized peoples of our age, there are few in which the highest sciences have made so little progress as in the United States.'^[27] He declares his conviction that, had you been alone in the universe, you would soon have discovered that you cannot long make progress in practical science without cultivating theoretic science at the same time. But, according to De Tocqueville, you are not thus alone. He refuses to separate America from its ancestral home; and it is there, he contends, that you collect the treasures of the intellect, without taking the trouble to create them.

De Tocqueville evidently doubts the capacity of a democracy to foster genius as it was fostered in the ancient aristocracies. 'The future,' he says, 'will prove whether the passion for profound knowledge, so rare and so fruitful, can be born and developed as readily in democratic societies as in aristocracies. For my part,' he continues, 'I can hardly believe it.' He speaks of the unquiet feverishness of democratic communities, not in times of great excitement, for such times may give an extraordinary impetus to ideas, but in times of peace. There is then, he says, 'a small and uncomfortable agitation, a sort of incessant attrition of man against man, which troubles and distracts the mind without imparting to it either loftiness or animation.' It rests with you to prove whether these things are necessarily so—whether scientific genius cannot find, in the midst of you, a tranquil home.

[Pg 224] I should be loth to gainsay so keen an observer and so profound a political writer, but, since my arrival in this country, I have been unable to see anything in the constitution of society, to prevent a student, with the root of the matter in him, from bestowing the most steadfast devotion on pure science. If great scientific results are not achieved in America, it is not to the small agitations of society that I should be disposed to ascribe the defect, but to the fact that the men among you who possess the endowments necessary for profound scientific inquiry, are laden with duties of administration, or tuition, so heavy as to be utterly incompatible with the continuous and tranquil meditation which original investigation demands. It may well be asked whether Henry would have been transformed into an administrator, or whether Draper would have forsaken science to write history, if the original investigator had been honoured as he ought to be in this land. I hardly think they would. Still I do not imagine this state of things likely to last. In America there is a willingness on the part of individuals to devote their fortunes, in the matter of education, to the service of the commonwealth, which is probably without a parallel elsewhere; and this willingness requires but wise direction to enable you effectually to wipe away the reproach of De Tocqueville.

Your most difficult problem will be, not to build institutions, but to discover men. You may erect laboratories and endow them; you may furnish them with all the appliances needed for inquiry; in so doing you are but creating opportunity for the exercise of powers which come from sources entirely beyond your reach. You cannot create genius by bidding for it. In biblical language, it is the gift of God; and the most you could do, were your wealth, and your willingness to apply it, a million-fold what they are, would be to make sure that this glorious plant shall have the freedom, light, and warmth necessary for its development. We see from time to time a noble tree dragged down by parasitic runners. These the gardener can remove, though the vital force of the tree itself may lie beyond him: and so, in many a case you men of wealth can liberate genius from the hampering toils which the struggle for existence often casts around it.

[Pg 225] Drawn by your kindness, I have come here to give these lectures, and now that my visit to America has become almost a thing of the past, I look back upon it as a memory without a single stain. No lecturer was ever rewarded as I have been. From this vantage-ground, however, let me remind you that the work of the lecturer is not the highest work; that in science, the lecturer is usually the distributor of intellectual wealth amassed by better men. And though lecturing and teaching, in moderation, will in general promote their moral health, it is not solely or even chiefly, as lecturers, but as investigators, that your highest men ought to be employed. You have scientific genius amongst you—not sown broadcast, believe me, it is sown thus nowhere—but still scattered here and there. Take all unnecessary impediments out of its way. Keep your sympathetic eye upon the originator of knowledge. Give him the freedom necessary for his

researches, not overloading him, either with the duties of tuition or of administration, nor demanding from him so-called practical results—above all things, avoiding that question which ignorance so often addresses to genius: 'What is the use of your work?' Let him make truth his object, however unpractical for the time being it may appear. If you cast your bread thus upon the waters, be assured it will return to you, though it be after many days.

[Pg 226]

[Pg 227]

APPENDIX.

ON THE SPECTRA OF POLARIZED LIGHT.

Mr. William Spottiswoode introduced some years ago to the members of the Royal Institution, in a very striking form, a series of experiments on the spectra of polarized light. With his large Nicol prisms he in the first place repeated and explained the experiments of Foucault and Fizeau, and subsequently enriched the subject by very beautiful additions of his own. I here append a portion of the abstract of his discourse:—

'It is well known that if a plate of selenite sufficiently thin be placed between two Nicol's prisms, or, more technically speaking, between a polarizer and analyzer, colour will be produced. And the question proposed is, What is the nature of that colour? is it simply a pure colour of the spectrum, or is it a compound, and if so, what are its component parts? The answer given by the wave theory is in brief this: In its passage through the selenite plate the rays have been so separated in the direction of their vibrations and in the velocity of their transmission, that, when re-compounded by means of the analyzer, they have in some instances neutralized one another. If this be the case, the fact ought to be visible when the beam emerging from the analyzer is dispersed by the prism; for then we have the rays of all the different colours ranged side by side, and, if any be wanting, their absence will be shown by the appearance of a dark band in their place in the spectrum. But not only so; the spectrum ought also to give an account of the other phenomena exhibited by the selenite when the analyzer is turned round, viz. that when the angle of turning amounts to 45° , all trace of colour disappears; and also that when the angle amounts to 90° , colour reappears, not, however, the original colour, but one complementary to it.

[Pg 228]

'You see in the spectrum of the reddish light produced by the selenite a broad but dark band in the blue; when the analyzer is turned round the band becomes less and less dark, until when the angle of turning amounts to 45° it has entirely disappeared. At this stage each part of the spectrum has its own proportional intensity, and the whole produces the colourless image seen without the spectroscop. Lastly, as the turning of the analyzer is continued, a dark band appears in the red, the part of the spectrum complementary to that occupied by the first band; and the darkness is most complete when the turning amounts to 90° . Thus we have from the spectroscop a complete account of what has taken place to produce the original colour and its changes.

'It is further well known that the colour produced by a selenite, or other crystal plate, is dependent upon the thickness of the plate. And, in fact, if a series of plates be taken, giving different colours, their spectra are found to show bands arranged in different positions. The thinner plates show bands in the parts of the spectrum nearest to the violet, where the waves are shorter, and consequently give rise to redder colours; while the thicker show bands nearer to the red, where the waves are longer and consequently supply bluer tints.

'When the thickness of the plate is continually increased, so that the colour produced has gone through the complete cycle of the spectrum, a further increase of thickness causes a reproduction of the colours in the same order; but it will be noticed that at each recurrence of the cycle the tints become paler, until when a number of cycles have been performed, and the thickness of the plate is considerable, all trace of colour is lost. Let us now take a series of plates, the first two of which, as you see, give colours; with the others which are successively of greater thickness the tints are so feeble that they can scarcely be distinguished. The spectrum of the first shows a single band; that of the second, two; showing that the second series of tints is not identical with the first, but that it is produced by the extinction of two colours from the components of white light. The spectra of the others show series of bands more and more numerous in proportion to the thickness of the plate, an array which may be increased indefinitely. The total light, then, of which the spectrum is deprived by the thicker plates is taken from a greater number of its parts; or, in other words, the light which still remains is distributed more and more evenly over the spectrum; and in the same proportion the sum total of it approaches more and more nearly to white light.

[Pg 229]

'These experiments were made more than thirty years ago by the French philosophers, MM. Foucault and Fizeau.

'If instead of selenite, Iceland spar, or other ordinary crystals, we use plates of quartz cut perpendicularly to the axis, and turn the analyzer round as before, the light, instead of exhibiting only one colour and its complementary with an intermediate stage in which colour is absent, changes continuously in tint; and the order of the colour depends partly upon the direction in which the analyzer is turned, and partly upon the character of the crystal, *i.e.* whether it is right-handed or left-handed. If we examine the spectrum in this case we find that the dark band never disappears, but marches from one end of the spectrum to another, or *vice versâ*, precisely in such a direction as to give rise to the

tints seen by direct projection.

[Pg 230]

'The kind of polarization effected by the quartz plates is called circular, while that effected by the other class of crystals is called plane, on account of the form of the vibrations executed by the molecules of æther; and this leads us to examine a little more closely the nature of the polarization of different parts of these spectra of polarized light.

'Now, two things are clear: first, that if the light be plane-polarized—that is, if all the vibrations throughout the entire ray are rectilinear and in one plane—they must in all their bearings have reference to a particular direction in space, so that they will be differently affected by different positions of the analyzer. Secondly, that if the vibrations be circular, they will be affected in precisely the same way (whatever that may be) in all positions of the analyzer. This statement merely recapitulates a fundamental point in polarization. In fact, plane-polarized light is alternately transmitted and extinguished by the analyzer as it is turned through 90° ; while circularly polarized light [if we could get a single ray] remains to all appearance unchanged. And if we examine carefully the spectrum of light which has passed through a selenite, or other ordinary crystal, we shall find that, commencing with two consecutive bands in position, the parts occupied by the bands and those midway between them are plane-polarized, for they become alternately dark and bright; while the intermediate parts, *i.e.* the parts at one-fourth of the distance from one band to the next, remain permanently bright. These are, in fact, circularly polarized. But it would be incorrect to conclude from this experiment alone that such is really the case, because the same appearance would be seen if those parts were unpolarized, *i.e.* in the condition of ordinary lights. And on such a supposition we should conclude with equal justice that the parts on either side of the parts last mentioned (e.g. the parts separated by eighth parts of the interval between two bands) were partially polarized. But there is an instrument of very simple construction, called a "quarter-undulation plate," a plate usually of mica, whose thickness is an odd multiple of a quarter of a wave-length, which enables us to discriminate between light unpolarized and circularly polarized. The exact mechanical effect produced upon the ray could hardly be explained in detail within our present limits of time; but suffice it for the present to say that, when placed in a proper position, the plate transforms plane into circular and circular into plane polarization. That being so, the parts which were originally banded ought to remain bright, and those which originally remained bright ought to become banded during the rotation of the analyzer. The general effect to the eye will consequently be a general shifting of the bands through one-fourth of the space which separates each pair.

[Pg 231]

'Circular polarization, like circular motion generally, may of course be of two kinds, which differ only in the direction of the motion. And, in fact, to convert the circular polarization produced by this plate from one of these kinds to the other (say from right-handed to left-handed, or *vice versâ*), we have only to turn the plate round through 90° . Conversely, right-handed circular polarization will be changed by the plate into plane-polarization in one direction, while left-handed will be changed into plane at right angles to the first. Hence if the plate be turned round through 90° we shall see that the bands are shifted in a direction opposite to that in which they were moved at first. In this therefore we have evidence not only that the polarization immediately on either side of a band is circular; but also that that immediately on the one side is right-handed, while that immediately on the other is left-handed^[28].

'If time permitted, I might enter still further into detail, and show that the polarization between the plane and the circular is elliptical, and even the positions of the longer and shorter axes and the direction of motion in each case. But sufficient has, perhaps, been said for our present purpose.

[Pg 232]

'Before proceeding to the more varied forms of spectral bands, which I hope presently to bring under your notice, I should like to ask your attention for a few minutes to the peculiar phenomena exhibited when two plates of selenite giving complementary colours are used. The appearance of the spectrum varies with the relative position of the plates. If they are similarly placed—that is, as if they were one plate of crystal—they will behave as a single plate, whose thickness is the sum of the thicknesses of each, and will produce double the number of bands which one alone would give; and when the analyzer is turned, the bands will disappear and re-appear in their complementary positions, as usual in the case of plane-polarization. If one of them be turned round through 45° , a single band will be seen at a particular position in the spectrum. This breaks into two, which recede from one another towards the red and violet ends respectively, or advance towards one another according to the direction in which the analyzer is turned. If the plate be turned through 45° in the opposite direction, the effects will be reversed. The darkness of the bands is, however, not equally complete during their whole passage. Lastly, if one of the plates be turned through 90° , no bands will be seen, and the spectrum will be alternately bright and dark, as if no plates were used, except only that the polarization is itself turned through 90° .

'If a wedge-shaped crystal be used, the bands, instead of being straight, will cross the spectrum diagonally, the direction of the diagonal (dexter or sinister) being determined by the position of the thicker end of the wedge. If two similar wedges be used with their thickest ends together, they will act as a wedge whose angle and whose thickness is double of the first. If they be placed in the reverse position they will act as a flat plate, and the bands will again cross the spectrum in straight lines at right angles to its length.

'If a concave plate be used the bands will dispose themselves in a fanlike arrangement, their divergence depending upon the distance of the slit from the centre of concavity.

[Pg 233]

'If two quartz wedges, one of which has the optic axis parallel to the edge of the

refractory angle, and the other perpendicular to it, but in one of the planes containing the angle (Babinet's Compensator), the appearances of the bands are very various.

'The diagonal bands, besides sometimes doubling themselves as with ordinary wedges, sometimes combine so as to form longitudinal (instead of transverse) bands; and sometimes cross one another so as to form a diaper pattern with bright compartments in a dark framework, and *vice versâ*, according to the position of the plates.

'The effects of different dispositions of the interposed crystals might be varied indefinitely; but enough has perhaps been said to show the delicacy of the method of spectrum analysis as applied to the examination of polarized light.'

[Pg 234]

The singular and beautiful effect obtained with a circular plate of selenite, thin at the centre, and gradually thickening towards the circumference, is easily connected with a similar effect obtained with Newton's rings. Let a thin slice of light fall upon the glasses which show the rings, so as to cover a narrow central vertical zone passing through them all. The image of this zone upon the screen is crossed by portions of the iris-rings. Subjecting the reflected beam to prismatic analysis, the resultant spectrum may be regarded as an indefinite number of images of the zone placed side by side. In the image before dispersion we have *iris-rings*, the extinction of the light being nowhere complete; but when the different colours are separated by dispersion, each colour is crossed transversely by its own system of dark interference bands, which become gradually closer with the increasing refrangibility of the light. The complete spectrum, therefore, appears furrowed by a system of continuous dark bands, crossing the colours transversely, and approaching each other as they pass from red to blue.

In the case of the plate of selenite, a slit is placed in front of the polarizer, and the film of selenite is held close to the slit, so that the light passes through the central zone of the film. As in the case of Newton's rings, the image of the zone is crossed by iris-coloured bands; but when subjected to prismatic dispersion, the light of the zone yields a spectrum furrowed by bands of complete darkness exactly as in the case of Newton's rings and for a similar reason. This is the beautiful effect described by Mr. Spottiswoode as the fanlike arrangement of the bands—the fan opening out at the red end of the spectrum.

MEASUREMENT OF THE WAVES OF LIGHT.

The diffraction fringes described in Lecture II., instead of being formed on the retina, may be formed on a screen, or upon ground glass, when they can be looked at through a magnifying lens from behind, or they can be observed in the air when the ground glass is removed. Instead of permitting them to form on the retina, we will suppose them formed on a screen. This places us in a condition to understand, even without trigonometry, the solution of the important problem of measuring *the length* of a wave of light.

[Pg 235]

We will suppose the screen so distant that the rays falling upon it from the two margins of the slit are sensibly parallel. We have learned in Lecture II. that the first of the dark bands corresponds to a difference of marginal path of one undulation; the second dark band to a difference of path of two undulations; the third dark band to a difference of three undulations, and so on. Now the angular distance of the bands from the centre is capable of exact measurement; this distance depending, as already stated, on the width of the slit. With a slit 1.35 millimeter wide,^[29] Schwers found the angular distance of the first dark band from the centre of the field to be 1'38"; the angular distances of the second, third, fourth dark bands being twice, three times, four times this quantity.

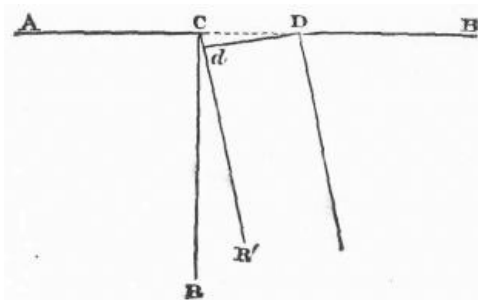


Fig. 57.

[Pg 236]

Let A B, fig. 57, be the plate in which the slit is cut, and C D the grossly exaggerated width of the slit, with the beam of red light proceeding from it at the obliquity corresponding to the first dark band. Let fall a perpendicular from one edge, D, of the slit on the marginal ray of the other edge at *d*. The distance, C *d*, between the foot of this perpendicular and the other edge is the length of a wave of the light. The angle C D *d*, moreover, being equal to R C R', is, in the case now under consideration, 1'38". From the centre D, with the width D C as radius, describe a semicircle; its radius D C being 1.35 millimeter, the length of this semicircle is found by an easy calculation to be 4.248 millimeters. The length C *d* is so small that it sensibly coincides with the arc of the circle. Hence the length of the semicircle is to the length C *d* of the wave as 180° to 1'38", or, reducing all to seconds, as 648,000" to 98". Thus, we have the proportion—

$$648,000 : 98 :: 4.248 \text{ to the wave-length } C d.$$

Making the calculation, we find the wave-length for this particular kind of light to be 0.000643

FOOTNOTES:

- [1] Among whom may be especially mentioned the late Sir Edmund Head, Bart., with whom I had many conversations on this subject.
- [2] At whose hands it gives me pleasure to state I have always experienced honourable and liberal treatment.
- [3] One of the earliest of these came from Mr. John Amory Lowell of Boston.
- [4] It will be subsequently shown how this simple apparatus may be employed to determine the 'polarizing angle' of a liquid.
- [5] From this principle Sir John Herschel deduces in a simple and elegant manner the fundamental law of reflection.—See *Familiar Lectures*, p. 236.
- [6] The low dispersive power of water masks, as Helmholtz has remarked, the imperfect achromatism of the eye. With the naked eye I can see a distant blue disk sharply defined, but not a red one. I can also see the lines which mark the upper and lower boundaries of a horizontally refracted spectrum sharp at the blue end, but ill-defined at the red end. Projecting a luminous disk upon a screen, and covering one semicircle of the aperture with a red and the other with a blue or green glass, the difference between the apparent sizes of the two semicircles is in my case, and in numerous other cases, extraordinary. Many persons, however, see the apparent sizes of the two semicircles reversed. If with a spectacle glass I correct the dispersion of the red light over the retina, then the blue ceases to give a sharply defined image. Thus examined, the departure of the eye from achromatism appears very gross indeed.
- [7] Both in foliage and in flowers there are striking differences of absorption. The copper beech and the green beech, for example, take in different rays. But the very growth of the tree is due to some of the rays thus taken in. Are the chemical rays, then, the same in the copper and the green beech? In two such flowers as the primrose and the violet, where the absorptions, to judge by the colours, are almost complementary, are the chemically active rays the same? The general relation of colour to chemical action is worthy of the application of the method by which Dr. Draper proved so conclusively the chemical potency of the yellow rays of the sun.
- [8] Young, Helmholtz, and Maxwell reduce all differences of hue to combinations in different proportions of three primary colours. It is demonstrable by experiment that from the red, green, and violet *all* the other colours of the spectrum may be obtained.

Some years ago Sir Charles Wheatstone drew my attention to a work by Christian Ernst Wünsch, Leipzig 1792, in which the author announces the proposition that there are neither five nor seven, but only three simple colours in white light. Wünsch produced five spectra, with five prisms and five small apertures, and he mixed the colours first in pairs, and afterwards in other ways and proportions. His result is that red is a *simple* colour incapable of being decomposed; that orange is compounded of intense red and weak green; that yellow is a mixture of intense red and intense green; that green is a *simple* colour; that blue is compounded of saturated green and saturated violet; that indigo is a mixture of saturated violet and weak green; while violet is a pure *simple* colour. He also finds that yellow and indigo blue produce *white* by their mixture. Yellow mixed with bright blue (Hochblau) also produces white, which seems, however, to have a tinge of green, while the pigments of these two colours when mixed always give a more or less beautiful green, Wünsch very emphatically distinguishes the mixture of pigments from that of lights. Speaking of the generation of yellow, he says, 'I say expressly *red and green light*, because I am speaking about light-colours (Lichtfarben), and not about pigments.' However faulty his theories may be, Wünsch's experiments appear in the main to be precise and conclusive. Nearly ten years subsequently, Young adopted red, green, and violet as the three primary colours, each of them capable of producing three sensations, one of which, however, predominates over the two others. Helmholtz adopts, elucidates, and enriches this notion. (*Popular Lectures*, p. 249. The paper of Helmholtz on the mixture of colours, translated by myself, is published in the *Philosophical Magazine* for 1852. Maxwell's memoir on the Theory of Compound Colours is published in the *Philosophical Transactions*, vol. 150, p. 67.)

- [9] The following charming extract, bearing upon this point, was discovered and written out for me by my deeply lamented friend Dr. Bence Jones, when Hon. Secretary to the Royal Institution:—

'In every kind of magnitude there is a degree or sort to which our sense is proportioned, the perception and knowledge of which is of the greatest use to mankind. The same is the groundwork of philosophy; for, though all sorts and degrees are equally the object of philosophical speculation, yet it is from those which are proportioned to sense that a philosopher must set out in his inquiries, ascending or descending afterwards as his pursuits may require. He does well indeed to take his views from many points of sight, and supply the defects of sense by a well-regulated imagination; nor is he to be confined by any limit in space or time; but, as his knowledge of Nature is founded on the observation of sensible things, he must begin with these, and must often return to them to examine his progress by them. Here is his secure hold: and as he sets out from thence, so if he likewise trace not often his steps backwards with caution, he will be in hazard of losing his way in the

- [10] I do not wish to encumber the conception here with the details of the motion, but I may draw attention to the beautiful model of Prof. Lyman, wherein waves are shown to be produced by the *circular* motion of the particles. This, as proved by the brothers Weber, is the real motion in the case of water-waves.
- [11] Copied from Weber's *Wellenlehre*.
- [12] See *Lectures on Sound*, 1st and 2nd ed., Lecture VII.; and 3rd ed., Chap. VIII. Longmans.
- [13] *Boyle's Works*, Birch's edition, p. 675.
- [14] Page 743.
- [15] The beautiful plumes produced by water-crystallization have been successfully photographed by Professor Lockett.
- [16] In a little volume entitled 'Forms of Water,' I have mentioned that cold iron floats upon molten iron. In company with my friend Sir William Armstrong, I had repeated opportunities of witnessing this fact in his works at Elswick, 1863. Faraday, I remember, spoke to me subsequently of the perfection of iron castings as probably due to the swelling of the metal on solidification. Beyond this, I have given the subject no special attention; and I know that many intelligent iron-founders doubt the fact of expansion. It is quite possible that the solid floats because it is not *wetted* by the molten iron, its volume being virtually augmented by capillary repulsion. Certain flies walk freely upon water in virtue of an action of this kind. With bismuth, however, it is easy to burst iron bottles by the force of solidification.
- [17] This beautiful law is usually thus expressed: *The index of refraction of any substance is the tangent of its polarizing angle*. With the aid of this law and an apparatus similar to that figured at page 15, we can readily determine the index of refraction of any liquid. The refracted and reflected beams being visible, they can readily be caused to inclose a right angle. The polarizing angle of the liquid may be thus found with the sharpest precision. It is then only necessary to seek out its natural tangent to obtain the index of refraction.
- [18] Whewell.
- [19] Removed from us since these words were written.
- [20] The only essay known to me on the Undulatory Theory, from the pen of an American writer, is an excellent one by President Barnard, published in the Smithsonian Report for 1862.
- [21] *Boyle's Works*, Birch's edition, vol. i. pp, 729 and 730.
- [22] *Werke*, B. xxix. p. 24.
- [23] Defined in Lecture I.
- [24] This circumstance ought not to be lost sight of in the examination of compound spectra. Other similar instances might be cited.
- [25] The dark band produced when the sodium is placed within the lamp was observed on the same occasion. Then was also observed for the first time the magnificent blue band of lithium which the Bunsen's flame fails to bring out.
- [26] New York: for more than a decade no such weather had been experienced. The snow was so deep that the ordinary means of locomotion were for a time suspended.
- [27] 'Il faut reconnaître que parmi les peuples civilisés de nos jours il en est peu chez qui les hautes sciences aient fait moins de progrès qu'aux États-Unis, ou qui aient fourni moins de grands artistes, de poètes illustres et de célèbres écrivains.' (*De la Démocratie en Amérique*, etc. tome ii. p. 36.)
- [28] At these points the two rectangular vibrations into which the original polarized ray is resolved by the plates of gypsum, act upon each other like the two rectangular impulses imparted to our pendulum in Lecture IV., one being given when the pendulum is at the limit of its swing. Vibration is thus converted into rotation.
- [29] The millimeter is about 1/25th of an inch.

Analyzer, polarizer and, [127](#)
—recompounding of the two systems of waves by the analyzer, [129](#)

Ångström, his paper on spectrum analysis, [202](#)

Arago, François, and Dr. Young, [50](#)
—his discoveries respecting light, [208](#)

Atomic polarity, [93-96](#)

Bacon, Roger, his inquiry respecting light, [14](#), [207](#)

Bartholinus, Erasmus, on Iceland spar, [112](#)

Bérard on polarization of heat, [180](#)

Blackness, meaning of, [32](#)

Boyle, Robert, his observations on colours, [65](#), [66](#)
—his remarks on fluorescence, [163](#), [164](#)

Bradley, James, discovers the aberration of light, [21](#), [22](#)

Brewster, Sir David, his chief objection to the undulatory theory of light, [47](#)

Brewster, Sir David, his discovery in biaxal crystals, [209](#)

Brougham, Mr. (afterwards Lord), ridicules Dr. T. Young's speculations, [50](#), [51](#)

Cæsium, discovery of, [193](#)

Calorescence, [174](#)

Clouds, actinic, [152-154](#)
—polarization of, [155](#)

Colours of thin plates, [64](#)
—Boyle's observations on, [65](#), [66](#)
—Hooke on the colours of thin plates, [67](#)
—of striated surfaces, [89](#), [90](#)

Comet of 1680, Newton's estimate of the temperature of, [168](#)

Crookes, Mr., his discovery of thallium, [193](#)

Crystals, action of, upon light, [98](#)
—built by polar force, [98](#)
—illustrations of crystallization, [99](#)
—architecture of, considered as an introduction to their action upon light, [98](#)
—bearings of crystallization upon optical phenomena, [106](#)

Crystals, rings surrounding the axes of, uniaxal and biaxal, [145](#)

Cuvier on ardour for knowledge, [220](#)

De Tocqueville, writings of, [215](#), [222](#), [223](#)

Descartes, his explanation of the rainbow, [24](#), [25](#)
—his ideas respecting the transmission of light, [43](#)
—his notion of light, [207](#)

Diamond, ignition of a, in oxygen, [169](#)

Diathermancy, [173](#)

Diffraction of light, phenomena of, [78](#)
—bands, [78](#), [79](#)
—explanation of, [80](#)
—colours produced by, [89](#)

Dollond, his experiments on achromatism, [28](#)

Draper, Dr., his investigation on heat, [172](#)

Drummond light, spectrum of, [195](#)

Earth, daily orbit of, [74](#)

Electric beam, heat of the, [168](#)

Electricity, discoveries in, [217](#), [218](#)

Emission theory of light, bases of the, [45](#)

—Newton espouses the theory, and the results of this espousal, [77](#)

Ether, Huyghens and Euler advocate and defend the conception of an, [48](#), [58](#)

—objected to by Newton, [58](#)

Euler espouses and defends the conception of an ether, [48](#), [58](#)

Eusebius on the natural philosophers of his time, [13](#)

Expansion by cold, [104](#)

Experiment, uses of, [3](#)

Eye, the, its imperfections, grown for ages towards perfection, [8](#)

—imperfect achromatism of the, [29](#), [note](#)

Faraday, Michael, his discovery of magneto-electricity, [218](#)

'Fits,' theory of, [73](#)

—its explanation of Newton's rings, [74](#)

—overthrow of the theory, [77](#)

Fizeau determines the velocity of light, [22](#)

Fluorescence, Stokes's discovery of, [161](#)

—the name, [174](#)

Forbes, Professor, polarizes and depolarizes heat, [180](#)

Foucault, determines the velocity of light, [22](#)

—his experiments on absorption, [197](#), [198](#)

Fraunhofer, his theoretical calculations respecting diffraction, [87](#)

—his lines, [193](#)

——their explanation by Kirchhoff, [193](#)

Fresnel, and Dr. Young, [50](#)

—his theoretical calculations respecting diffraction, [87](#)

—his mathematical abilities and immortal name, [210](#)

Goethe on fluorescence, [165](#)

Gravitation, origin of the notion of the attraction of, [92](#)

—strength of the theory of, [148](#)

Grimaldi, his discovery with respect to light, [56](#)

—Young's generalizations of, [56](#)

[Pg 239]

Hamilton, Sir William, of Dublin, his discovery of conical refraction, [209](#)

Heat, generation of, [6](#)

—Dr. Draper's investigation respecting, [171](#)

Helmholtz, his estimate of the genius of Young, [50](#)

—on the imperfect achromatism of the eye, [29](#), [note](#), [31](#)

—reveals the cause of green in the case of pigments, [37](#)

Henry, Professor Joseph, his invitation, [2](#)

Herschel, Sir John, his theoretical calculations respecting diffraction, [87](#)

—first notices and describes the fluorescence of sulphate of quinine, [165](#)

—his experiments on spectra, [201](#)

Herschel, Sir William, his experiments on the heat of the various colours of the solar spectrum, [171](#)

Hooke, Robert, on the colours of thin plates, [67](#)
—his remarks on the idea that light and heat are modes of motion, [68](#)

Horse-chestnut bark, fluorescence of, [165](#)

Huggins, Dr., his labours, [205](#)

Huyghens advocates the conception of ether, [48](#), [58](#)
—his celebrated principle, [83](#)

Huyghens on the double refraction of Iceland spar, [112](#)

Iceland spar, [109](#)
—double refraction caused by, [110](#)
—this double refraction first treated by Erasmus Bartholinus, [112](#)
—character of the beams emergent from, [114](#)
—tested by tourmaline, [116](#)
—Knoblauch's demonstration of the double refraction of, [185](#)

Ice-lens, combustion through, [167](#)

Imagination, scope of the, [42](#)
—note by Maclaurin on this point, [43](#) *note*

Janssen, M., on the rose-coloured solar prominences, [204](#)

Jupiter, Roemer's observations of the moons of, [20](#)

Jupiter's distance from the sun, [20](#)

Kepler, his investigations on the refraction of light, [14](#), [207](#)

Kirchhoff, Professor, his explanation of Fraunhofer's lines, [193](#)
—his precursors, [201](#)
—his claims, [203](#)

Knoblauch, his demonstration of the double refraction of heat of Iceland spar, [185](#)

Lactantius, on the natural philosophers of his time, [13](#)

Lamy, M., isolates thallium in ingots, [193](#)

Lesley, Professor, his invitation, [2](#)

Light familiar to the ancients, [5](#)
—generation of, [6](#), [7](#)
—spherical aberration of, [8](#)
—the rectilinear propagation of, and mode of producing it, [9](#)
—illustration showing that the angle of incidence is equal to the angle of reflection, [10](#), [11](#)
—sterility of the Middle Ages, [13](#)
—history of refraction, [14](#)
—demonstration of the fact of refraction, [14](#)
—partial and total reflection of, [16-20](#)
—velocity of, [20](#)
—Bradley's discovery of the aberration of light, [21](#), [22](#)
—principle of least time, [23](#)
—Descartes and the rainbow, [24](#)
—Newton's analysis of, [26](#), [27](#)
—synthesis of white light, [30](#)
—complementary colours, [31](#)
—yellow and blue lights produce white by their mixture, [31](#)
—what is the meaning of blackness? [32](#)
—analysis of the action of pigments upon, [33](#)
—absorption, [34](#)
—mixture of pigments contrasted with mixture of lights, [37](#)
—Wünsch on three simple colours in white light, [39](#) *note*
—Newton arrives at the emission theory, [45](#)

- Young's discovery of the undulatory theory, [49](#)
- illustrations of wave-motion, [58](#)
- interference of sound-waves, [58](#)
- velocity of, [60](#)
- principle of interference of waves of, [61](#)
- phenomena which first suggested the undulatory theory [62-69](#)
- soap-bubbles and their colours, [62-65](#)
- Newton's rings, [69-77](#)
- his espousal of the emission theory, and the results of this espousal, [77](#)
- transmitted light, [77](#)
- diffraction, [77](#), [89](#)
- origin of the notion of the attraction of gravitation, [92](#)
- polarity, how generated, [93](#)
- action of crystals upon, [98](#)
- refraction of, [106](#)
- elasticity and density, [108](#)
- double refraction, [109](#)
- chromatic phenomena produced by crystals in polarized, [121](#)
- the Nicol prism, [122](#)
- mechanism of, [125](#)
- vibrations, [125](#)
- composition and resolution of vibrations, [128](#)
- polarizer and analyzer, [127](#)
- recompounding the two systems of waves by the analyzer, [129](#)
- interference thus rendered possible, [131](#)
- chromatic phenomena produced by quartz, [139](#)
- magnetization, of, [141](#)
- rings surrounding the axes of crystals, [143](#)
- colour and polarization of sky, [149](#), [154](#)
- range of vision incommensurate with range of radiation, [159](#)
- effect of thallene on the spectrum, [162](#)
- fluorescence, [162](#)
- transparency, [167](#)
- the ultra-red rays, [170](#)
- part played in Nature by these rays, [175](#)
- conversion of heat-rays into light-rays, [176](#)
- identity of radiant heat and, [177](#)
- polarization of heat, [180](#)
- principles of spectrum analysis, [189](#)
- spectra of incandescent vapours, [190](#)
- Fraunhofer's lines, and Kirchhoff's explanation of them, [193](#)
- solar chemistry, [195-197](#)
- demonstration of analogy between sound and, [198](#), [199](#)
- Kirchhoff and his precursors, [201](#)
- rose-coloured solar prominences, [204](#)
- results obtained by various workers, [205](#)
- summary and conclusion, [206](#)
- polarized, the spectra of, [227](#)
- measurement of the waves of, [234](#)

[Pg 241]

Lignum Nephriticum, fluorescence of, [164](#)

Lloyd, Dr., on polarization of heat, [180](#), [209](#)

Lockyer, Mr., on the rose-coloured solar prominences, [205](#)

Lycopodium, diffraction effects caused by the spores of, [88](#)

Magnetization of light, [141](#)

Malus, his discovery respecting reflected light through Iceland spar, [115](#)

—discovers the polarization of light by reflection, [208](#)

Masson, his essay on the bands of the induction spark, [202](#)

Melloni, on the polarization of heat, [180](#)

Metals, combustion of, [5](#), [6](#)

—spectrum analysis of, [190](#)

—spectrum bands proved by Bunsen and Kirchhoff to be characteristic of the vapour of, [192](#)

Mill, John Stuart, his scepticism regarding the undulatory theory, [149](#)

Miller, Dr., his drawings and descriptions of the spectra of various coloured flames, [201](#)

Morton, Professor, his discovery of thallene, [162](#)

Mother-of-pearl, colours of, [90](#)

Nature, a savage's interpretation of, [4](#)

Newton, Sir Isaac, his experiments on the composition of solar light, [26](#)

—his spectrum, [27](#)

—dispersion, [27](#)

—arrives at the emission theory of light, [45](#)

—his objection to the conception of an ether espoused and defended by Huyghens and Euler, [58](#)

—his optical career, [70](#)

—his rings, [69-77](#)

—his rings explained by the theory of 'fits,' [73](#)

—espouses the emission theory, [77](#)

—effects of this espousal, [77](#)

—his idea of gravitation, [92](#)

—his errors, [208](#)

Nicol prism, the, [122](#)

Ocean, colour of the, [35](#)

[Pg 242]

Ørsted, discovers the deflection of a magnetic needle by an electric current, [176](#)

Optics, science of, [4](#)

Pasteur referred to, [219](#)

Physical theories, origin of, [41-44](#)

Pigments, analysis of the action of, upon light, [33](#)

—mixture of, contrasted with mixture of lights, [37](#)

—Helmholtz reveals the cause of the green in the case of mixed blue and yellow pigments, [37](#)

—impurity of natural colours, [37](#)

Pitch of sound, [59](#)

Plücker, his drawings of spectra, [202](#)

Polariscope, stained glass in the, 130,[131](#)

—unannealed glass in the, [136](#)

Polarity, notion of, how generated, [93](#)

—atomic, [93-96](#)

—structural arrangements due to, [96](#)

—polarization of light, [112](#)

—tested by tourmaline, [116](#)

—and by reflection and refraction, [119](#)

—depolarization, [120](#)

Polarization of light, [112](#)

—circular, [140](#)

—sky-light, [149](#), [157](#)

—of artificial sky, [156](#)

—of radiant heat, [180](#)

Polarizer and analyzer, [127](#)

Poles of a magnet, [93](#)

Powell, Professor, on polarization of heat, [180](#)

Prism, the Nicol, [122](#)

Quartz, chromatic phenomena produced by, [139](#)

Radiant heat, [172](#)

—diathermancy, or perviousness to radiant heat, [173](#)
—conversion of heat-rays into light rays, [174](#)
—formation of invisible heat-images, [179](#)
—polarization of, [180](#)
—double refraction, [182](#)
—magnetization of, [184](#)

Rainbow, Descartes' explanation of the, [24](#)

Refraction, demonstration of, [14](#)

Refraction of light, [106](#)
—double, [109](#)

Reflection, partial and total, [16-20](#)

Respighi, results obtained by, [205](#)

Ritter, his discovery of the ultraviolet rays of the sun, [159](#)

Roemer, Olav, his observations of Jupiter's moons, [20](#)
—his determination of the velocity of light, [21](#)

Rubidium, discovery of, [193](#)

Rusting of iron, what it is, [5](#)

Schwerd, his observations respecting diffraction, [87](#)

Science, growth of, [176](#), [203](#)

Scoresby, Dr., succeeds in exploding gunpowder by the sun's rays conveyed by large lenses of ice, [167](#)

Secchi, results obtained by, [205](#)

Seebeck, Thomas, discovers thermo-electricity, [176](#)
—discovers the polarization of light by tourmaline, [208](#)

Selenite, experiments with thick and thin plates of, [124](#)

[Pg 243]

Silver spectrum, analysis of, [190](#), [191](#)

Sky-light, colour and polarization of, [149](#), [154](#)
—generation of artificial skies, [152](#)

Snell, Willebrord, his discovery, [14](#)
—his law, [15](#), [24](#)

Soap-bubbles and their colours, [63](#), [65](#)

Sound, early notions of the ancients respecting, [51](#)
—interference of waves of, [58](#)
—pitch of, [59](#)
—analogies of light and, [56](#)
—demonstration of analogy between, and light, [198](#), [199](#)

Sonorous vibrations, action of, [134](#)

Spectrum analysis, principles of, [189](#)

Spectra of incandescent vapours, [190](#)
—discontinuous, [191](#), [192](#)
—of polarized light, [227](#)

Spectrum bands proved by Bunsen and Kirchhoff to be characteristic of the vapour, [192](#)
—its capacity as an agent of discovery, [193](#)
—analysis of the sun and stars, [193](#)

Spottiswoode, Mr. William, [123](#), [227](#)

Stewart, Professor Balfour, [202](#)

Stokes, Professor, results of his examination of substances excited by the ultra-violet waves, [161](#)

—his discovery of fluorescence, [162](#)
—on fluorescence, [165](#)
—nearly anticipates Kirchoff's discovery, [198](#), [202](#)

Striated surfaces, colours of, [89](#)

Sulphate of quinine first noticed and described by Sir John Herschel, [165](#)

Sun, chemistry of the, [195](#)

Sun, rose-coloured solar prominences, [204](#)

Talbot, Mr., his experiments, [201](#)

Tartaric acid, irregular crystallization of, and its effects, [131](#)

Thallene, its effect on the spectrum, [162](#)

Thallium, spectrum analysis of, [190](#), [191](#)

—discovery of, [193](#)

—isolated in ingots by M. Lamy, [193](#)

Theory, relation of, to experience, [91](#)

Thermo-electric pile, [176](#)

Thermo-electricity, discovery of, [176](#)

Tombeline, Mont, inverted image of, [19](#)

Tourmaline, polarization of light by means of, [112](#)

Transmitted light, reason for, [77](#)

Transparency, remarks on, [167](#)

Ultra-violet sun-rays, discovered by Ritter, [159](#)

—effects of, [160](#)

Ultra-red rays of the solar spectrum, [171](#)

—part played by the, [173](#)

Undulatory theory of light, bases of the, [47](#)

—Sir David Brewster's chief objection to the, [47](#)

Undulatory theory of light, Young's foundation of the, [49](#)

[Pg 244]

—phenomena which first suggested the, [62](#), [69](#)

—Mr. Mill's scepticism regarding the, [143](#)

—a demonstrated verity in the hands of Young, [210](#)

Vassenius describes the rose-coloured solar prominences in 1733, [204](#)

Vitellio, his skill and conscientiousness, [14](#)

—his investigations respecting light, [207](#)

Voltaic battery, use of, and its production of heat, [6](#), [7](#)

Water, deportment of, considered and explained, [105](#), [106](#)

Waves of water, [51](#)

—length of a wave, [52](#)

—interference of waves, [53-55](#)

Wertheim, M., his instrument for the determination of strains and pressures by the colours of polarized light, [134](#)

Wheatstone, Sir Charles, his analysis of the light of the electric spark, [202](#)

Whirlpool Rapids, illustration of the principle of the interference of waves at the, [55](#)

Willigen, Van der, his drawings of spectra, [202](#)

Wollaston, Dr., first observes lines in solar spectrum, [193](#)
—discovers the rings of Iceland spar, [209](#)

Woodbury, Mr., on the impurity of natural colours, [37](#)

Wünsch, Christian Ernst, on the three simple colours in white lights, [39](#) *note*
—his experiments, [39](#) *note*

Young, Dr. Thomas, his discovery of Egyptian hieroglyphics, [49](#)
—and the undulatory theory of light, [49](#)
—Helmholtz's estimate of him, [50](#)
—ridiculed by Brougham in the 'Edinburgh Review,' [50](#)
—generalizes Grimaldi's observation on light, [56](#), [57](#)
—photographs the ultra-violet rings of Newton, [160](#)

*** END OF THE PROJECT GUTENBERG EBOOK SIX LECTURES ON LIGHT ***

Updated editions will replace the previous one—the old editions will be renamed.

Creating the works from print editions not protected by U.S. copyright law means that no one owns a United States copyright in these works, so the Foundation (and you!) can copy and distribute it in the United States without permission and without paying copyright royalties. Special rules, set forth in the General Terms of Use part of this license, apply to copying and distributing Project Gutenberg™ electronic works to protect the PROJECT GUTENBERG™ concept and trademark. Project Gutenberg is a registered trademark, and may not be used if you charge for an eBook, except by following the terms of the trademark license, including paying royalties for use of the Project Gutenberg trademark. If you do not charge anything for copies of this eBook, complying with the trademark license is very easy. You may use this eBook for nearly any purpose such as creation of derivative works, reports, performances and research. Project Gutenberg eBooks may be modified and printed and given away—you may do practically ANYTHING in the United States with eBooks not protected by U.S. copyright law. Redistribution is subject to the trademark license, especially commercial redistribution.

START: FULL LICENSE
THE FULL PROJECT GUTENBERG LICENSE
PLEASE READ THIS BEFORE YOU DISTRIBUTE OR USE THIS WORK

To protect the Project Gutenberg™ mission of promoting the free distribution of electronic works, by using or distributing this work (or any other work associated in any way with the phrase “Project Gutenberg”), you agree to comply with all the terms of the Full Project Gutenberg™ License available with this file or online at www.gutenberg.org/license.

Section 1. General Terms of Use and Redistributing Project Gutenberg™ electronic works

1.A. By reading or using any part of this Project Gutenberg™ electronic work, you indicate that you have read, understand, agree to and accept all the terms of this license and intellectual property (trademark/copyright) agreement. If you do not agree to abide by all the terms of this agreement, you must cease using and return or destroy all copies of Project Gutenberg™ electronic works in your possession. If you paid a fee for obtaining a copy of or access to a Project Gutenberg™ electronic work and you do not agree to be bound by the terms of this agreement, you may obtain a refund from the person or entity to whom you paid the fee as set forth in paragraph 1.E.8.

1.B. “Project Gutenberg” is a registered trademark. It may only be used on or associated in any way with an electronic work by people who agree to be bound by the terms of this agreement. There are a few things that you can do with most Project Gutenberg™ electronic works even without complying with the full terms of this agreement. See paragraph 1.C below. There are a lot of things you can do with Project Gutenberg™ electronic works if you follow the terms of this agreement and help preserve free future access to Project Gutenberg™ electronic works. See paragraph 1.E below.

1.C. The Project Gutenberg Literary Archive Foundation (“the Foundation” or PGLAF), owns a compilation copyright in the collection of Project Gutenberg™ electronic works. Nearly all the individual works in the collection are in the public domain in the United States. If an individual work is unprotected by copyright law in the United States and you are located in the United States, we do not claim a right to prevent you from copying, distributing, performing, displaying or creating derivative works based on the work as long as all references to Project Gutenberg are removed. Of course, we hope that you will support the Project Gutenberg™ mission of promoting free access to electronic works by freely sharing Project Gutenberg™ works in compliance with the terms of this agreement for keeping the

Project Gutenberg™ name associated with the work. You can easily comply with the terms of this agreement by keeping this work in the same format with its attached full Project Gutenberg™ License when you share it without charge with others.

1.D. The copyright laws of the place where you are located also govern what you can do with this work. Copyright laws in most countries are in a constant state of change. If you are outside the United States, check the laws of your country in addition to the terms of this agreement before downloading, copying, displaying, performing, distributing or creating derivative works based on this work or any other Project Gutenberg™ work. The Foundation makes no representations concerning the copyright status of any work in any country other than the United States.

1.E. Unless you have removed all references to Project Gutenberg:

1.E.1. The following sentence, with active links to, or other immediate access to, the full Project Gutenberg™ License must appear prominently whenever any copy of a Project Gutenberg™ work (any work on which the phrase “Project Gutenberg” appears, or with which the phrase “Project Gutenberg” is associated) is accessed, displayed, performed, viewed, copied or distributed:

This eBook is for the use of anyone anywhere in the United States and most other parts of the world at no cost and with almost no restrictions whatsoever. You may copy it, give it away or re-use it under the terms of the Project Gutenberg License included with this eBook or online at www.gutenberg.org. If you are not located in the United States, you will have to check the laws of the country where you are located before using this eBook.

1.E.2. If an individual Project Gutenberg™ electronic work is derived from texts not protected by U.S. copyright law (does not contain a notice indicating that it is posted with permission of the copyright holder), the work can be copied and distributed to anyone in the United States without paying any fees or charges. If you are redistributing or providing access to a work with the phrase “Project Gutenberg” associated with or appearing on the work, you must comply either with the requirements of paragraphs 1.E.1 through 1.E.7 or obtain permission for the use of the work and the Project Gutenberg™ trademark as set forth in paragraphs 1.E.8 or 1.E.9.

1.E.3. If an individual Project Gutenberg™ electronic work is posted with the permission of the copyright holder, your use and distribution must comply with both paragraphs 1.E.1 through 1.E.7 and any additional terms imposed by the copyright holder. Additional terms will be linked to the Project Gutenberg™ License for all works posted with the permission of the copyright holder found at the beginning of this work.

1.E.4. Do not unlink or detach or remove the full Project Gutenberg™ License terms from this work, or any files containing a part of this work or any other work associated with Project Gutenberg™.

1.E.5. Do not copy, display, perform, distribute or redistribute this electronic work, or any part of this electronic work, without prominently displaying the sentence set forth in paragraph 1.E.1 with active links or immediate access to the full terms of the Project Gutenberg™ License.

1.E.6. You may convert to and distribute this work in any binary, compressed, marked up, nonproprietary or proprietary form, including any word processing or hypertext form. However, if you provide access to or distribute copies of a Project Gutenberg™ work in a format other than “Plain Vanilla ASCII” or other format used in the official version posted on the official Project Gutenberg™ website (www.gutenberg.org), you must, at no additional cost, fee or expense to the user, provide a copy, a means of exporting a copy, or a means of obtaining a copy upon request, of the work in its original “Plain Vanilla ASCII” or other form. Any alternate format must include the full Project Gutenberg™ License as specified in paragraph 1.E.1.

1.E.7. Do not charge a fee for access to, viewing, displaying, performing, copying or distributing any Project Gutenberg™ works unless you comply with paragraph 1.E.8 or 1.E.9.

1.E.8. You may charge a reasonable fee for copies of or providing access to or distributing Project Gutenberg™ electronic works provided that:

- You pay a royalty fee of 20% of the gross profits you derive from the use of Project Gutenberg™ works calculated using the method you already use to calculate your applicable taxes. The fee is owed to the owner of the Project Gutenberg™ trademark, but he has agreed to donate royalties under this paragraph to the Project Gutenberg Literary Archive Foundation. Royalty payments must be paid within 60 days following each date on which you prepare (or are legally required to prepare) your periodic tax returns. Royalty payments should be clearly marked as such and sent to the Project Gutenberg Literary Archive Foundation at the address specified in Section 4, “Information about donations to the Project Gutenberg Literary Archive Foundation.”

- You provide a full refund of any money paid by a user who notifies you in writing (or by e-mail) within 30 days of receipt that s/he does not agree to the terms of the full Project Gutenberg™ License. You must require such a user to return or destroy all copies of the works possessed in a physical medium and discontinue all use of and all access to other copies of Project Gutenberg™ works.
- You provide, in accordance with paragraph 1.F.3, a full refund of any money paid for a work or a replacement copy, if a defect in the electronic work is discovered and reported to you within 90 days of receipt of the work.
- You comply with all other terms of this agreement for free distribution of Project Gutenberg™ works.

1.E.9. If you wish to charge a fee or distribute a Project Gutenberg™ electronic work or group of works on different terms than are set forth in this agreement, you must obtain permission in writing from the Project Gutenberg Literary Archive Foundation, the manager of the Project Gutenberg™ trademark. Contact the Foundation as set forth in Section 3 below.

1.F.

1.F.1. Project Gutenberg volunteers and employees expend considerable effort to identify, do copyright research on, transcribe and proofread works not protected by U.S. copyright law in creating the Project Gutenberg™ collection. Despite these efforts, Project Gutenberg™ electronic works, and the medium on which they may be stored, may contain “Defects,” such as, but not limited to, incomplete, inaccurate or corrupt data, transcription errors, a copyright or other intellectual property infringement, a defective or damaged disk or other medium, a computer virus, or computer codes that damage or cannot be read by your equipment.

1.F.2. LIMITED WARRANTY, DISCLAIMER OF DAMAGES - Except for the “Right of Replacement or Refund” described in paragraph 1.F.3, the Project Gutenberg Literary Archive Foundation, the owner of the Project Gutenberg™ trademark, and any other party distributing a Project Gutenberg™ electronic work under this agreement, disclaim all liability to you for damages, costs and expenses, including legal fees. YOU AGREE THAT YOU HAVE NO REMEDIES FOR NEGLIGENCE, STRICT LIABILITY, BREACH OF WARRANTY OR BREACH OF CONTRACT EXCEPT THOSE PROVIDED IN PARAGRAPH 1.F.3. YOU AGREE THAT THE FOUNDATION, THE TRADEMARK OWNER, AND ANY DISTRIBUTOR UNDER THIS AGREEMENT WILL NOT BE LIABLE TO YOU FOR ACTUAL, DIRECT, INDIRECT, CONSEQUENTIAL, PUNITIVE OR INCIDENTAL DAMAGES EVEN IF YOU GIVE NOTICE OF THE POSSIBILITY OF SUCH DAMAGE.

1.F.3. LIMITED RIGHT OF REPLACEMENT OR REFUND - If you discover a defect in this electronic work within 90 days of receiving it, you can receive a refund of the money (if any) you paid for it by sending a written explanation to the person you received the work from. If you received the work on a physical medium, you must return the medium with your written explanation. The person or entity that provided you with the defective work may elect to provide a replacement copy in lieu of a refund. If you received the work electronically, the person or entity providing it to you may choose to give you a second opportunity to receive the work electronically in lieu of a refund. If the second copy is also defective, you may demand a refund in writing without further opportunities to fix the problem.

1.F.4. Except for the limited right of replacement or refund set forth in paragraph 1.F.3, this work is provided to you ‘AS-IS’, WITH NO OTHER WARRANTIES OF ANY KIND, EXPRESS OR IMPLIED, INCLUDING BUT NOT LIMITED TO WARRANTIES OF MERCHANTABILITY OR FITNESS FOR ANY PURPOSE.

1.F.5. Some states do not allow disclaimers of certain implied warranties or the exclusion or limitation of certain types of damages. If any disclaimer or limitation set forth in this agreement violates the law of the state applicable to this agreement, the agreement shall be interpreted to make the maximum disclaimer or limitation permitted by the applicable state law. The invalidity or unenforceability of any provision of this agreement shall not void the remaining provisions.

1.F.6. INDEMNITY - You agree to indemnify and hold the Foundation, the trademark owner, any agent or employee of the Foundation, anyone providing copies of Project Gutenberg™ electronic works in accordance with this agreement, and any volunteers associated with the production, promotion and distribution of Project Gutenberg™ electronic works, harmless from all liability, costs and expenses, including legal fees, that arise directly or indirectly from any of the following which you do or cause to occur: (a) distribution of this or any Project Gutenberg™ work, (b) alteration, modification, or additions or deletions to any Project Gutenberg™ work, and (c) any Defect you cause.

Section 2. Information about the Mission of Project Gutenberg™

Project Gutenberg™ is synonymous with the free distribution of electronic works in formats

readable by the widest variety of computers including obsolete, old, middle-aged and new computers. It exists because of the efforts of hundreds of volunteers and donations from people in all walks of life.

Volunteers and financial support to provide volunteers with the assistance they need are critical to reaching Project Gutenberg™'s goals and ensuring that the Project Gutenberg™ collection will remain freely available for generations to come. In 2001, the Project Gutenberg Literary Archive Foundation was created to provide a secure and permanent future for Project Gutenberg™ and future generations. To learn more about the Project Gutenberg Literary Archive Foundation and how your efforts and donations can help, see Sections 3 and 4 and the Foundation information page at www.gutenberg.org.

Section 3. Information about the Project Gutenberg Literary Archive Foundation

The Project Gutenberg Literary Archive Foundation is a non-profit 501(c)(3) educational corporation organized under the laws of the state of Mississippi and granted tax exempt status by the Internal Revenue Service. The Foundation's EIN or federal tax identification number is 64-6221541. Contributions to the Project Gutenberg Literary Archive Foundation are tax deductible to the full extent permitted by U.S. federal laws and your state's laws.

The Foundation's business office is located at 809 North 1500 West, Salt Lake City, UT 84116, (801) 596-1887. Email contact links and up to date contact information can be found at the Foundation's website and official page at www.gutenberg.org/contact

Section 4. Information about Donations to the Project Gutenberg Literary Archive Foundation

Project Gutenberg™ depends upon and cannot survive without widespread public support and donations to carry out its mission of increasing the number of public domain and licensed works that can be freely distributed in machine-readable form accessible by the widest array of equipment including outdated equipment. Many small donations (\$1 to \$5,000) are particularly important to maintaining tax exempt status with the IRS.

The Foundation is committed to complying with the laws regulating charities and charitable donations in all 50 states of the United States. Compliance requirements are not uniform and it takes a considerable effort, much paperwork and many fees to meet and keep up with these requirements. We do not solicit donations in locations where we have not received written confirmation of compliance. To SEND DONATIONS or determine the status of compliance for any particular state visit www.gutenberg.org/donate.

While we cannot and do not solicit contributions from states where we have not met the solicitation requirements, we know of no prohibition against accepting unsolicited donations from donors in such states who approach us with offers to donate.

International donations are gratefully accepted, but we cannot make any statements concerning tax treatment of donations received from outside the United States. U.S. laws alone swamp our small staff.

Please check the Project Gutenberg web pages for current donation methods and addresses. Donations are accepted in a number of other ways including checks, online payments and credit card donations. To donate, please visit: www.gutenberg.org/donate

Section 5. General Information About Project Gutenberg™ electronic works

Professor Michael S. Hart was the originator of the Project Gutenberg™ concept of a library of electronic works that could be freely shared with anyone. For forty years, he produced and distributed Project Gutenberg™ eBooks with only a loose network of volunteer support.

Project Gutenberg™ eBooks are often created from several printed editions, all of which are confirmed as not protected by copyright in the U.S. unless a copyright notice is included. Thus, we do not necessarily keep eBooks in compliance with any particular paper edition.

Most people start at our website which has the main PG search facility: www.gutenberg.org.

This website includes information about Project Gutenberg™, including how to make donations to the Project Gutenberg Literary Archive Foundation, how to help produce our new eBooks, and how to subscribe to our email newsletter to hear about new eBooks.