

The Project Gutenberg eBook of People's Handy Atlas of the World

This ebook is for the use of anyone anywhere in the United States and most other parts of the world at no cost and with almost no restrictions whatsoever. You may copy it, give it away or re-use it under the terms of the Project Gutenberg License included with this ebook or online at www.gutenberg.org. If you are not located in the United States, you'll have to check the laws of the country where you are located before using this eBook.

Title: People's Handy Atlas of the World

Editor: Geographical Publishing Co.

Release date: April 13, 2007 [eBook #21054]

Language: English

*** START OF THE PROJECT GUTENBERG EBOOK PEOPLE'S HANDY ATLAS OF THE WORLD

E-text prepared by Mark C. Orton, David Garcia, Linda Cantoni,
and the Project Gutenberg Online Distributed Proofreading Team
(<http://www.pgdp.net>)

Transcriber's Note:

The spelling of place-names has been retained as in the original, except where clearly incorrect (e.g., "Leece, Italy" has been corrected to "Lecce, Italy") or inconsistent within the book (e.g., "Chili" has been conformed to "Chile"). In the list of [Principal Cities of the World](#), duplicate place-names with different population figures have been retained as in the original. Pop-up transcriber's notes are indicated by red dotted underlining, like this.

PEOPLE'S HANDY ATLAS OF THE WORLD

(1910 CENSUS EDITION)

**Containing over 100 Specially Engraved Maps, Diagrams
and Thousands of Indexed Entries of Towns,
and Countries with Populations from the
1910 U.S. Federal Census and
other Latest Sources for
Foreign Places**

Edited and Published by
THE GEOGRAPHICAL PUBLISHING CO.
CHICAGO

TABLE OF MAPS

| | PAGE |
|------------------------|--------------------|
| Abyssinia | 86 |
| Aden | 86 |
| Afghanistan | 86 |
| Africa | 84 |
| Alabama | 45 |
| Alaska | 69 |
| Alberta | 19 |
| Algeria | 85 |
| Anam | 83 |
| Andorra | 80 |
| Antarctic Exploration | 17 |
| Antilles | 74 |
| Arabia | 86 |
| Arctic Exploration | 16 |
| Argentina | 77 |
| Arizona | 60 |
| Arkansas | 50 |
| Armenia | 81 |
| Ascension Island | 84 |
| Ashanti | 85 |
| Asia | 82 |
| Asia Minor | 86 |
| Atlantic Ocean | 11 |
| Australia | 88 |
| Austria | 80 |
| Austria-Hungary | 80 |
| Azores Islands | 85 |
| | |
| Bahama Islands | 74 |
| Baker Island | 72 |
| Baluchistan | 86 |
| Barbados | 74 |
| Barbary States | 85 |
| Barka | 85 |
| Basutoland | 87 |
| Bavaria | 80 |
| Bechuanaland | 87 |
| Belgium | 80 |
| Bermuda Islands | 18 |
| Bhutan | 83 |
| Bokhara | 82 |
| Bolivia | 76 |
| Borneo | 82 |
| Brazil | 76 |
| British Central Africa | 87 |
| British Columbia | 19 |
| British East Africa | 87 |
| British Empire | 80 |
| British Guiana | 76 |
| British Honduras | 73 |
| | |
| British North Borneo | 82 |
| British Somali | 86 |
| British South Africa | 87 |
| British West Africa | 85 |
| British West Indies | 74 |
| Brunei | 82 |
| Bulgaria | 80 |
| Burma | 83 |

| | |
|------------------------|--------------------|
| California | 68 |
| Cambodia | 83 |
| Canada | 19 |
| Canary Islands | 85 |
| Candia | 80 |
| Cape Colony | 87 |
| Cape Verde Islands | 84 |
| Celebes Island | 82 |
| Central America | 73 |
| Ceylon | 86 |
| Channel Islands | 80 |
| Chile | 77 |
| Chinese Empire | 83 |
| Cochin-China | 83 |
| Colombia | 76 |
| Colorado | 58 |
| Comoro Islands | 84 |
| Connecticut | 27 |
| Cook Islands | 89 |
| Corfu Island | 78 |
| Corsica Island | 80 |
| Costa Rica | 73 |
| Crete | 80 |
| Cuba | 74 |
| Cyprus Island | 82 |
| | |
| Dahomey | 85 |
| Danish West Indies | 74 |
| Date Line | 11 |
| Delaware | 31 |
| Denmark | 79 |
| District of Columbia | 31 |
| Dutch Borneo | 82 |
| Dutch East Indies | 82 |
| Dutch Guiana | 76 |
| Dutch West Indies | 74 |
| | |
| East Indies | 82 |
| Ecuador | 76 |
| Egypt | 86 |
| Egyptian Sudan | 85 |
| England | 80 |
| Eritrea | 86 |
| Europe | 78 |
| | |
| Falkland Islands | 77 |
| Faroe Islands | 78 |
| Federated Malay States | 82 |
| Fernando Po | 85 |
| Fiji Islands | 89 |
| Florida | 44 |
| Formosa Island | 83 |
| France | 80 |
| French East Africa | 86 |
| French Guiana | 76 |
| French Guinea | 85 |
| French India | 82 |
| French Indo-China | 83 |
| French Kongo | 87 |
| French Oceania | 89 |
| French Somaliland | 86 |
| French West Africa | 85 |
| French West Indies | 74 |
| Friendly Islands | 89 |
| | |
| Galapagos Islands | 76 |

| | |
|-------------------------|--------------------|
| Gambia | 85 |
| Georgia | 43 |
| German China | 83 |
| German East Africa | 87 |
| German Empire | 80 |
| German Oceania | 89 |
| German Southwest Africa | 87 |
| Gibraltar | 80 |
| Gilbert Islands | 89 |
| Goa | 82 |
| Gold Coast | 85 |
| Great Britain | 80 |
| Greater Antilles | 74 |
| Greece | 80 |
| Greenland | 18 |
| Guam Island | 70 |
| Guatemala | 73 |
| Guiana, British | 76 |
| Guiana, Dutch | 76 |
| Guiana, French | 76 |
| Guianas, The | 76 |
| Guinea, French | 85 |
| Guinea, Portuguese | 85 |
| | |
| Haiti | 74 |
| Hawaiian Islands | 72 |
| Herzegovina | 80 |
| Holland | 80 |
| Holy Land | 86 |
| Honduras | 73 |
| Honduras, British | 73 |
| Hongkong Colony | 83 |
| Hongkong Island | 83 |
| Howland Island | 72 |
| Hungary | 80 |
| | |
| Iceland | 79 |
| Idaho | 64 |
| Illinois | 38 |
| India | 82 |
| Indiana | 35 |
| Indo-China | 83 |
| Isle de France | 87 |
| International Date Line | 11 |
| Iowa | 52 |
| Ireland | 80 |
| Italian Somaliland | 86 |
| Italy | 80 |
| Ivory Coast | 85 |
| | |
| Jamaica | 74 |
| Japan | 83 |
| Java | 11 |
| Jolo Archipelago | 70 |
| | |
| Kamerun | 85 |
| Kansas | 57 |
| Kentucky | 39 |
| Khiva | 82 |
| Keauchau | 83 |
| Kongo Free State | 87 |
| Kongo, French | 87 |
| Korea | 83 |
| Kuria Muria Islands | 82 |
| Kurile Islands | 83 |
| | |
| Labrador | 19 |

| | |
|-----------------------|--------------------|
| Ladron Islands | 83 |
| Lagos Colony | 85 |
| Lagos Protectorate | 85 |
| Laos | 83 |
| Lesser Antilles | 74 |
| Liberia | 85 |
| Liechtenstein | 80 |
| Loango | 87 |
| Louisiana | 47 |
| Louisiade Archipelago | 88 |
| Low Archipelago | 89 |
| Loyalty Islands | 11 |
| Luxemburg | 80 |
| Luzon Island | 70 |
| Macao | 83 |
| Madagascar Island | 87 |
| Madeira Islands | 85 |
| Maine | 22 |
| Malay Peninsula | 82 |
| Malay States | 82 |
| Maltese Islands | 80 |
| Manitoba | 19 |
| Mariana Islands | 83 |
| Maritime Canal | 14 |
| Marquesas Islands | 89 |
| Marshall Islands | 89 |
| Maryland | 31 |
| Massachusetts | 25 |
| Mauritius | 87 |
| Mayotta | 87 |
| Melanesia | 89 |
| Mexico | 73 |
| Michigan | 36 |
| Micronesia | 89 |
| Minnesota | 53 |
| Miquelon Islands | 19 |
| Mississippi | 46 |
| Missouri | 51 |
| Molucca Archipelago | 11 |
| Monaco | 80 |
| Montana | 63 |
| Montenegro | 80 |
| Morocco | 85 |
| Natal | 87 |
| Nairgators Islands | 72 |
| Nebraska | 56 |
| Nepal | 83 |
| Netherlands | 80 |
| Nevada | 67 |
| New Brunswick | 19 |
| New Caledonia Islands | 11 |
| Newfoundland | 19 |
| New Guinea, British | 82 |
| New Guinea, Dutch | 82 |
| New Guinea, German | 82 |
| New Guinea Island | 82 |
| New Hampshire | 23 |
| New Hebrides Islands | 89 |
| New Jersey | 29 |
| New Mexico | 59 |
| New South Wales | 88 |
| New York | 28 |
| New Zealand | 88 |
| Nicaragua | 73 |
| Nigeria | 85 |

| | |
|------------------------|--------------------|
| North America | 18 |
| North Carolina | 41 |
| North Dakota | 54 |
| Northeast Africa | 86 |
| North Polar Regions | 16 |
| Northwest Africa | 85 |
| Northwest Territories | 19 |
| Norway | 79 |
| Nova Scotia | 19 |
| Nova Zembla | 78 |
| Nowlands Island | 72 |
| | |
| Obock | 86 |
| Oceania | 89 |
| Ohio | 34 |
| Oklahoma | 49 |
| Oman | 86 |
| Ontario | 19 |
| Orange River Colony | 87 |
| Oregon | 66 |
| | |
| Pacific Ocean | 11 |
| Palaos | 82 |
| Palestine | 82 |
| Panama | 15 |
| Panama Canal | 14 |
| Papua | 11 |
| Paraguay | 76 |
| Pelews Islands | 82 |
| Pennsylvania | 30 |
| Pernim Island | 86 |
| Persia | 86 |
| Peru | 76 |
| Philippine Islands | 70 |
| Polar Regions | 16 |
| Polynesia | 89 |
| Port Arthur | 83 |
| Porto Rico | 71 |
| Portugal | 80 |
| Portuguese China | 83 |
| Portuguese East Africa | 87 |
| Portuguese East Indies | 11 |
| Portuguese Guinea | 85 |
| Portuguese India | 82 |
| Portuguese West Africa | 85 |
| Prince Edward Island | 19 |
| Prussia | 80 |
| | |
| Quebec | 19 |
| Queensland | 88 |
| | |
| Reunion Island | 87 |
| Rhode Island | 26 |
| Rhodesia | 87 |
| Rio Muni | 87 |
| Roumania | 80 |
| Roumelia, Eastern | 80 |
| Russia in Asia | 82 |
| Russia in Europe | 81 |
| Russian Turkestan | 81 |
| | |
| Sahara | 85 |
| St. Helena Island | 87 |
| St. Pierre Islands | 19 |
| Salvador | 73 |
| Samoan Islands | 72 |
| San Marino | 80 |

| | |
|-------------------------------------------|--------------------|
| Santo Domingo | 74 |
| Sarawak | 82 |
| Saskatchewan | 19 |
| Saxony | 80 |
| Scotland | 80 |
| Senegal | 85 |
| Servia | 80 |
| Shetland Islands | 79 |
| Siam | 83 |
| Siberia | 82 |
| Sierra Leone Colony | 85 |
| Society Islands | 89 |
| Sokotra | 82 |
| Solomon Islands, British | 11 |
| Solomon Islands, German | 11 |
| Somaliland | 86 |
| Southern Africa | 87 |
| South African Republic | 87 |
| South America | 75 |
| South Australia | 88 |
| South Carolina | 42 |
| South Dakota | 55 |
| South Georgia Islands | 77 |
| South Polar Regions | 17 |
| Spain | 80 |
| Spanish Central Africa | 87 |
| Spanish Northwest Africa | 85 |
| Straits Settlements | 82 |
| Sudan, Egyptian | 85 |
| Sudan, French | 85 |
| Sulu Island | 70 |
| Sumatra | 82 |
| Swaziland | 87 |
| Sweden | 79 |
| Switzerland | 80 |
| | |
| Tahiti Islands | 89 |
| Tasmania | 88 |
| Tennessee | 40 |
| Texas | 48 |
| Tibet | 83 |
| Timor Archipelago | 11 |
| Togoland | 85 |
| Tonga Islands | 89 |
| Tonkin | 83 |
| Transvaal Colony | 87 |
| Trinidad | 74 |
| Tripoli | 85 |
| Tunisia | 85 |
| Turkestan, Chinese | 82 |
| Turkestan, Russian | 81 |
| Turkey in Asia | 81 |
| Turkey in Europe | 80 |
| Turkish Empire | 82 |
| | |
| Ungava | 19 |
| United Kingdom, Great Britain and Ireland | 80 |
| United States of America | 20 |
| Uruguay | 77 |
| Utah | 61 |
| | |
| Vaal River Colony | 87 |
| Venezuela | 76 |
| Vermont | 24 |
| Victoria | 88 |
| Virginia | 32 |

| | |
|-------------------|--------------------|
| Wadai | 86 |
| Wake Island | 72 |
| Wales | 80 |
| Washington | 65 |
| Western Australia | 88 |
| Western Islands | 85 |
| West Indies | 74 |
| West Virginia | 33 |
| Westward Islands | 72 |
| Wisconsin | 37 |
| World, The | 11 |
| Wurttemberg | 80 |
| Wyoming | 62 |
| | |
| Yukon | 19 |
| | |
| Zanzibar | 87 |
| Zululand | 87 |

SPECIAL FEATURES.

| | |
|----------------------------------------------------------------------|----------------------------|
| Flags of all Nations | 12, 13 |
| Relief Map of Panama | 15 |
| Panama Canal | 14 |
| Description of Canal | 14 |
| Polar Explorations | 16, 17 |
| Territorial Growth of U.S. (map) | 90 |
| Comparative Sizes of U.S. and Possessions | 91 |
| U.S. Proportion of Improved Land | 92 |
| U.S. Average Size of Farms | 92 |
| U.S. Value of Farm Land | 93 |
| U.S. Value of Farm Products, by States | 93 |
| U.S. Value of Farm Products | 94 |
| U.S. Production of Tobacco | 94 |
| U.S. Production of Wheat | 95 |
| U.S. Production of Oats | 95 |
| U.S. Production of Rye | 96 |
| U.S. Production of Barley | 96 |
| U.S. Production of Corn | 97 |
| U.S. Production of all Grains | 97 |
| U.S. Production of Hay and Forage | 98 |
| U.S. Value of Cheese, Butter and Condensed Milk | 98 |
| U.S. Number of Neat Cattle | 99 |
| U.S. Value of Leather | 99 |
| | |
| U.S. Number of Horses, Mules and Asses | 100 |
| U.S. Number of Swine | 100 |
| U.S. Number of Sheep | 101 |
| U.S. Value of Woolen Goods | 101 |
| U.S. Production of Potatoes | 102 |
| U.S. Production of Cotton | 102 |
| Mean Annual Rainfall in the U.S. | 103 |
| Conservation of U.S. Forests (map) | 104, 105 |
| Irrigation Projects in the U.S. | 104, 105 |
| Lines of Equal Precipitation | 104, 105 |
| Land Elevation and Ocean Depths | 106 |
| Relative Sizes of the U.S. and European Powers | 107 |
| Races of Man (map) | 108 |
| Commercial Languages (map) | 109 |
| Forms of Government (map) | 110 |
| Time at the Principal Cities when Noon at Washington | 111 |
| Principal Cities of the United States, 1910 Census | 112 to 117 |
| Principal Cities of the World (latest sources) | 117 to 124 |

GROWTH

| | 1910. | 1900. | 1890. | Increase | | | |
|-------------------------------------------------|------------|-------------|------------|--------------|-----------|--------------|-----------|
| | | | | 1900 to 1910 | Per cent. | 1890 to 1900 | Per cent. |
| | Number. | Number. | Number. | Number. | Per cent. | Number. | Per cent. |
| United States (exclusive of Philippine islands) | 91,954,435 | *77,256,630 | 62,979,766 | | | 14,276,864 | 22.7 |
| Continental U.S. | 91,972,267 | 75,994,575 | 62,947,714 | | | 13,046,861 | 20.7 |
| Alabama | 2,138,093 | 1,828,697 | 1,513,401 | 309,396 | 16.9 | 315,296 | 20.8 |
| Arizona | 204,354 | 122,931 | 88,243 | 81,423 | 66.2 | 34,688 | 39.3 |
| Arkansas | 1,574,449 | 1,311,564 | 1,128,211 | 262,885 | 20.0 | 183,353 | 16.3 |
| California | 2,377,549 | 1,485,053 | 1,213,398 | 892,496 | 60.1 | 271,655 | 22.4 |
| Colorado | 799,024 | 539,700 | 413,249 | 259,324 | 48.0 | 126,451 | 30.6 |
| Connecticut | 1,114,756 | 908,420 | 746,258 | 206,336 | 22.7 | 162,162 | 21.7 |
| Delaware | 202,322 | 184,735 | 168,493 | 17,587 | 9.5 | 16,242 | 9.6 |
| Dist. of Columbia | 331,069 | 278,718 | 230,392 | 52,351 | 18.8 | 48,326 | 21.0 |
| Florida | 752,615 | 528,542 | 391,422 | 224,077 | 42.4 | 137,120 | 35.0 |
| Georgia | 2,609,121 | 2,216,331 | 1,837,353 | 392,790 | 17.7 | 378,978 | 20.6 |
| Idaho | 325,594 | 161,772 | 88,548 | 163,822 | 101.3 | 73,224 | 82.7 |
| Illinois | 5,638,591 | 4,821,550 | 3,826,352 | 817,041 | 16.9 | 995,198 | 26.0 |
| Indiana | 2,700,876 | 2,516,462 | 2,192,404 | 184,414 | 7.3 | 324,058 | 14.8 |
| Iowa | 2,224,771 | 2,231,853 | 1,912,297 | †7,082 | †0.3 | 319,556 | 16.7 |
| Kansas | 1,690,949 | 1,470,495 | 1,428,108 | 220,454 | 15.0 | 42,387 | 3.0 |
| Kentucky | 2,289,905 | 2,147,174 | 1,858,635 | 142,731 | 6.6 | 288,539 | 15.5 |
| Louisiana | 1,656,388 | 1,381,625 | 1,118,588 | 274,763 | 19.9 | 263,037 | 23.5 |
| Maine | 742,371 | 694,466 | 661,086 | 47,905 | 6.9 | 33,380 | 5.0 |
| Maryland | 1,294,400 | 1,188,044 | 1,042,390 | 106,356 | 9.0 | 145,654 | 14.0 |
| Massachusetts | 3,366,416 | 2,805,346 | 2,238,947 | 561,070 | 20.0 | 566,399 | 25.3 |
| Michigan | 2,810,173 | 2,420,982 | 2,093,890 | 389,191 | 16.1 | 327,092 | 15.6 |
| Minnesota | 2,075,708 | 1,751,394 | 1,310,283 | 324,314 | 18.5 | 411,111 | 33.7 |
| Mississippi | 1,797,114 | 1,551,270 | 1,289,600 | 245,844 | 15.8 | 261,670 | 20.3 |
| Missouri | 3,293,335 | 3,106,665 | 2,679,185 | 186,670 | 6.0 | 427,480 | 16.0 |
| Montana | 376,053 | 243,329 | 142,924 | 132,724 | 54.5 | 100,405 | 70.3 |
| Nebraska | 1,192,214 | 1,066,300 | 1,062,656 | 125,914 | 11.8 | 3,644 | 0.3 |
| Nevada | 81,875 | 42,335 | 47,355 | 39,540 | 93.4 | †5,020 | †10.6 |
| New Hampshire | 430,572 | 411,588 | 376,530 | 18,984 | 4.6 | 35,058 | 9.3 |
| New Jersey | 2,537,167 | 1,883,669 | 1,144,933 | 653,498 | 34.7 | 438,736 | 30.4 |
| New Mexico | 327,301 | 195,310 | 160,282 | 131,991 | 67.5 | 35,028 | 21.9 |
| New York | 9,113,614 | 7,268,894 | 6,003,174 | 1,844,720 | 25.4 | 1,265,720 | 21.1 |
| North Carolina | 2,206,287 | 1,893,810 | 1,617,949 | 312,477 | 16.5 | 275,861 | 17.1 |
| North Dakota | 577,056 | 319,146 | 190,983 | 257,910 | 80.8 | 128,163 | 67.1 |
| Ohio | 4,767,121 | 4,157,545 | 3,672,329 | 609,576 | 14.7 | 485,216 | 13.2 |
| Oklahoma | 1,657,155 | 790,391 | 258,657 | 866,764 | 109.7 | 531,734 | 205.6 |
| Oregon | 672,765 | 413,536 | 317,704 | 259,229 | 62.7 | 95,832 | 30.2 |
| Pennsylvania | 7,665,111 | 6,302,115 | 5,258,113 | 1,362,996 | 21.6 | 1,044,002 | 19.9 |
| Rhode Island | 542,610 | 428,556 | 345,506 | 114,054 | 26.6 | 83,050 | 24.0 |
| South Carolina | 1,515,400 | 1,340,316 | 1,151,149 | 175,084 | 13.6 | 189,167 | 16.4 |
| South Dakota | 583,888 | 401,570 | 348,600 | 182,318 | 45.4 | 52,970 | 15.2 |
| Tennessee | 2,184,789 | 2,020,616 | 1,767,518 | 164,173 | 8.1 | 253,098 | 14.3 |
| Texas | 3,896,542 | 3,048,710 | 2,235,527 | 847,832 | 27.8 | 813,183 | 36.4 |
| Utah | 373,351 | 276,749 | 210,779 | 96,602 | 34.9 | 65,970 | 31.3 |
| Vermont | 355,956 | 343,641 | 332,422 | 12,315 | 3.6 | 11,219 | 3.4 |
| Virginia | 2,061,612 | 1,854,184 | 1,655,980 | 207,428 | 11.2 | 198,204 | 12.0 |
| Washington | 1,141,990 | 518,103 | 357,232 | 623,887 | 120.4 | 160,871 | 45.0 |
| West Virginia | 1,221,119 | 958,800 | 762,794 | 262,319 | 27.4 | 196,006 | 25.7 |
| Wisconsin | 2,333,860 | 2,069,042 | 1,693,330 | 264,818 | 12.7 | 375,712 | 22.2 |
| Wyoming | 145,965 | 92,531 | 62,555 | 92,531 | 57.7 | 29,976 | 47.9 |

* Includes 953,243 persons in Porto Rico (1899) census.

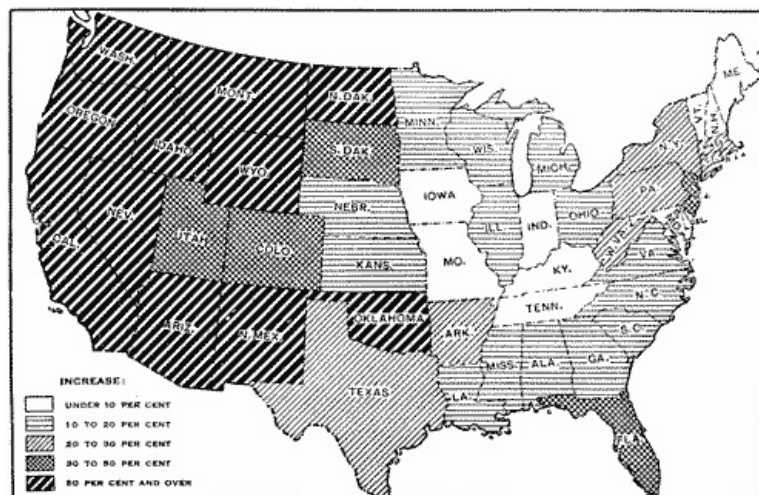
† Decrease.

| | 1909. | 1910. | % Inc. |
|-------------------------------------------|-------------------|------------------------------|-----------------------|
| †All bank clearings | \$164,195,488,940 | \$162,000,000,000 | *1.3 |
| Value of all farm products | 8,760,000,000 | 8,926,000,000 | 1.9 |
| Railroads earnings, gross | 2,608,176,609 | 2,835,374,081 | 8.7 |
| Deposits in all banks | 14,035,000,000 | 15,283,400,000 | 8.1 |
| Capital stock of banks | 1,800,000,000 | 1,879,000,000 | 4.4 |
| Circulation, national banks | 703,940,000 | 724,874,308 | 2.9 |
| Net earnings, national banks | 131,185,750 | 154,167,000 | 17.6 |
| Dividend disbursements | 611,000,000 | 695,000,000 | 13.7 |
| Value bonds sold, New York | 1,317,291,000 | 630,000,000 | *52.2 |
| Value of imports | 1,475,000,000 | 1,550,000,000 | 5.1 |
| Value of exports | 1,730,000,000 | 1,843,000,000 | 9.0 |
| Building expenditures | 857,550,669 | 809,000,000 | *5.7 |
| Fire losses | 203,649,150 | 229,942,650 | 12.9 |
| Business failures | 151,752,098 | †199,607,292 | 31.5 |
| Cereal crops, bushels | 4,719,441,000 | 5,169,426,000 | 9.3 |
| Hay crops, tons | 64,938,000 | 60,978,000 | *6.1 |
| Cotton crop, bales | 10,363,240 | 12,000,000 | 15.8 |
| Wool clip, pounds | 307,348,000 | 295,672,000 | *3.8 |
| Coal mined, tons | 437,176,241 | 500,000,000 | 14.4 |
| †Iron ore shipments, tons | 42,586,869 | 43,629,201 | 2.4 |
| Pig iron production, tons | 25,337,002 | 26,665,341 | 5.2 |
| Sault Ste. Marie commerce, tons | 57,895,149 | 62,363,218 | 7.7 |
| Portland cement production, bbls | 62,508,461 | 70,000,000 | 12.0 |
| Sugar Production, tons | 1,556,000 | 1,565,000 | 0.6 |
| Total mileage railroads | 234,950 | 239,070 | 1.7 |
| New railroads built, miles | 3,748 | 4,120 | 9.1 |
| Immigration | 1,334,166 | 1,078,000 | *19.2 |

* Decrease.

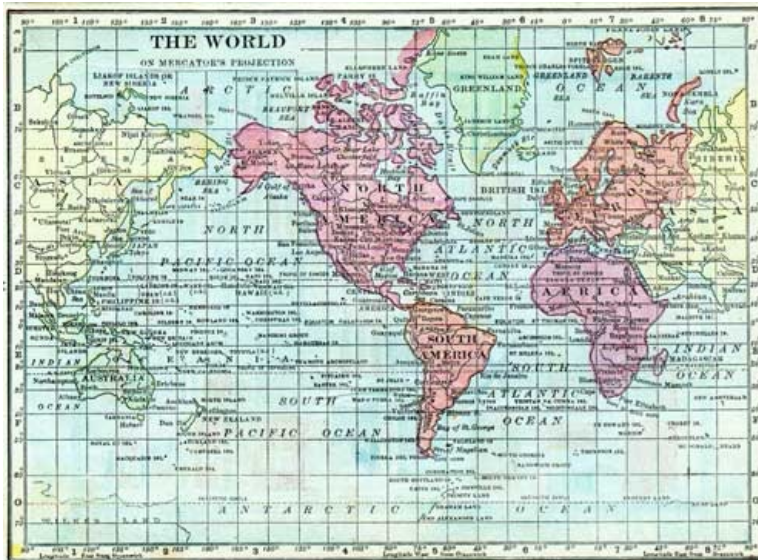
† Dun's report.

MAP CLASSIFYING STATES WITH RESPECT TO THE PERCENTAGE OF INCREASE OF POPULATION: 1900 TO 1910.



[\[Enlarge\]](#)

THE WORLD ON MERCATOR'S PROJECTION



[Enlarge]

FLAGS OF ALL NATIONS

[Pg 12]



[Enlarge]

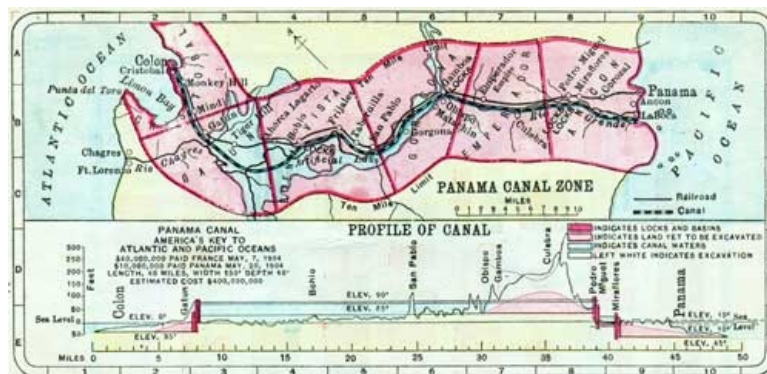
[Pg 13]



[Enlarge]

PANAMA CANAL ZONE

[Pg 14]



[Enlarge]

Type of Canal

The canal has a summit elevation of 85 feet above the sea, reached by a flight of three locks located at Gatun, on the Atlantic side, and by one lock at Pedro Miguel and a flight of two at Miraflores, on the Pacific side; all these locks are in duplicate—that is, two chambers, side by side. Each lock has a usable length of 1,000 feet and a width of 110 feet. The summit level is maintained by a large dam at Gatun and a small one at Pedro Miguel, between which is the great Gatun Lake, with an area of 164.23 square miles. A small lake, about two square miles in area, with a surface elevation of 55 feet, is formed on the Pacific side, between Pedro Miguel and Miraflores, the valley of the Rio Grande being closed by a small dam and the locks at Miraflores.

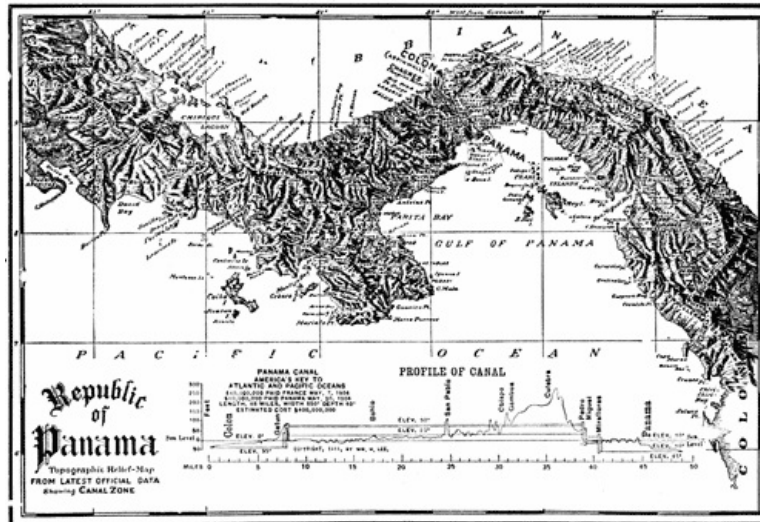
Length, Width and Depth of Canal

The Canal is about 50 miles in length, from deep water in the Caribbean Sea to deep water in the Pacific Ocean. The distance from deep water to the shore line in Limon Bay is about 4½ miles, and from the Pacific shore line to deep water is about 5 miles; hence, the length of the Canal from shore to shore is approximately 40½ miles.

The bottom width of the Canal varies from 200 feet in Culebra Cut to an indefinite width in the deep waters of the lakes. The approaches from deep water to land on both sides of the Canal are 500 feet wide, and the cuts in the shallow parts of the lakes from 500 to 1,000 feet wide. The Canal has a minimum depth of 41 feet.

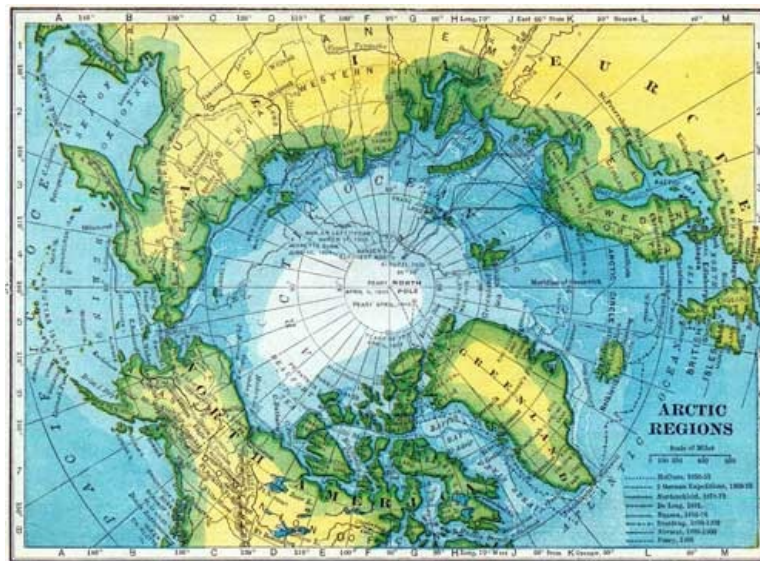
Republic of Panama

Topographic Relief-Map FROM LATEST OFFICIAL DATA Showing CANAL ZONE



[\[Enlarge\]](#)

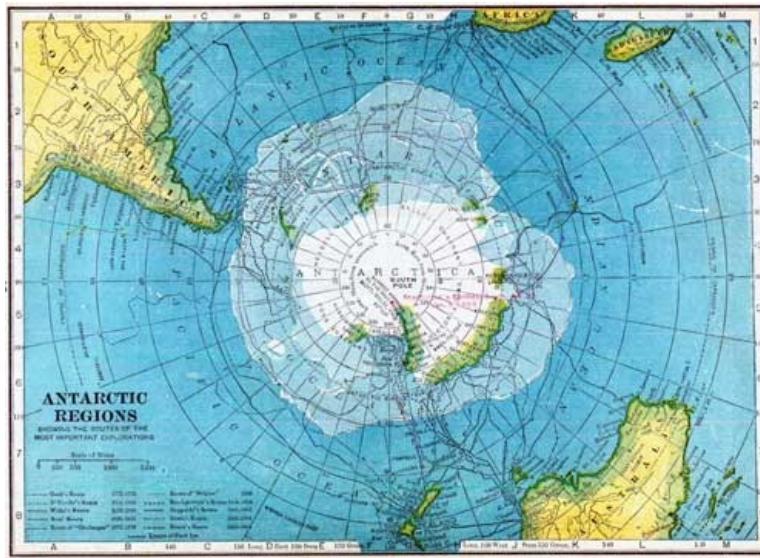
ARCTIC REGIONS



[\[Enlarge\]](#)

ANTARCTIC REGIONS

SHOWING THE ROUTES OF THE MOST IMPORTANT EXPLORATIONS



[\[Enlarge\]](#)

NORTH AMERICA

[Pg 18]



[\[Enlarge\]](#)

DOMINION OF CANADA AND NEWFOUNDLAND

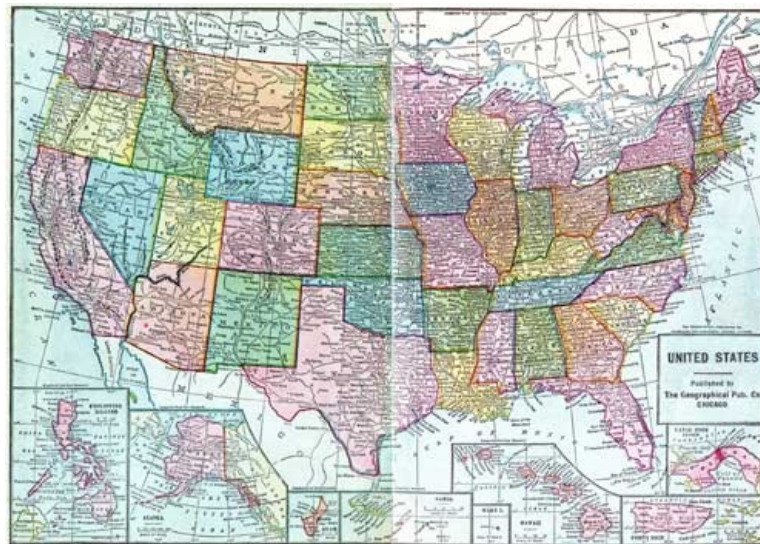
[Pg 19]



[\[Enlarge\]](#)

UNITED STATES

[Pg 20]

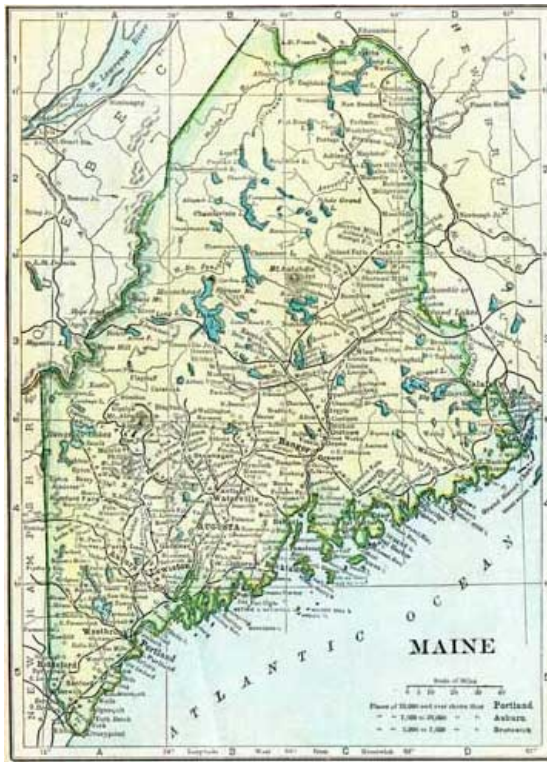


Published by
The Geographical Pub. Co.
CHICAGO

[\[Enlarge\]](#)

MAINE

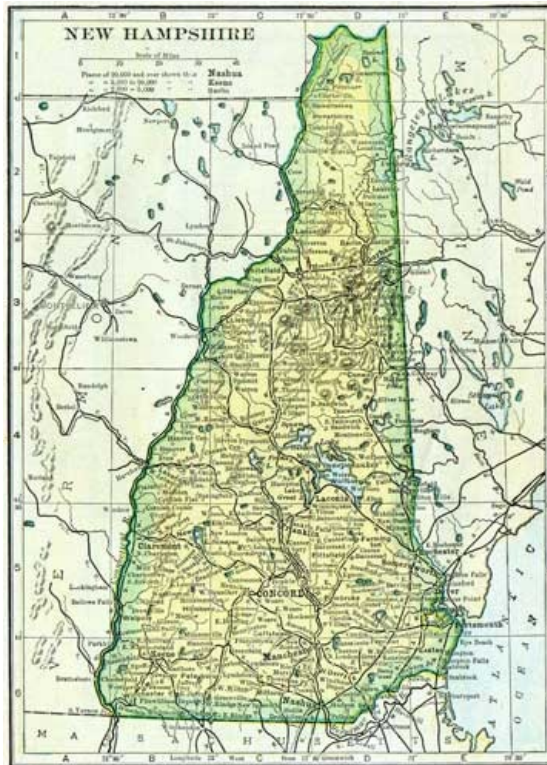
[Pg 22]



[\[Enlarge\]](#)

NEW HAMPSHIRE

[Pg 23]



[\[Enlarge\]](#)

VERMONT

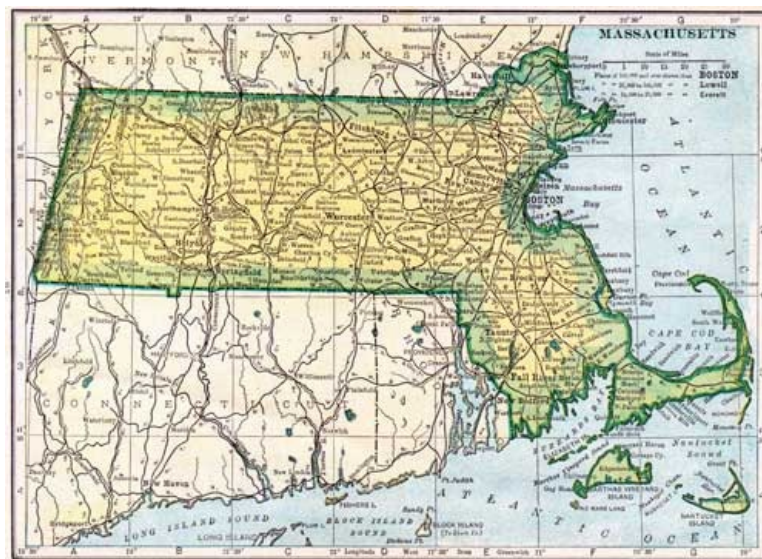
[Pg 24]



[\[Enlarge\]](#)

MASSACHUSETTS

[Pg 25]



[\[Enlarge\]](#)

RHODE ISLAND

[Pg 26]

PREPARED ESPECIALLY FOR NELSON'S ENCYCLOPÆDIA



[\[Enlarge\]](#)

CONNECTICUT

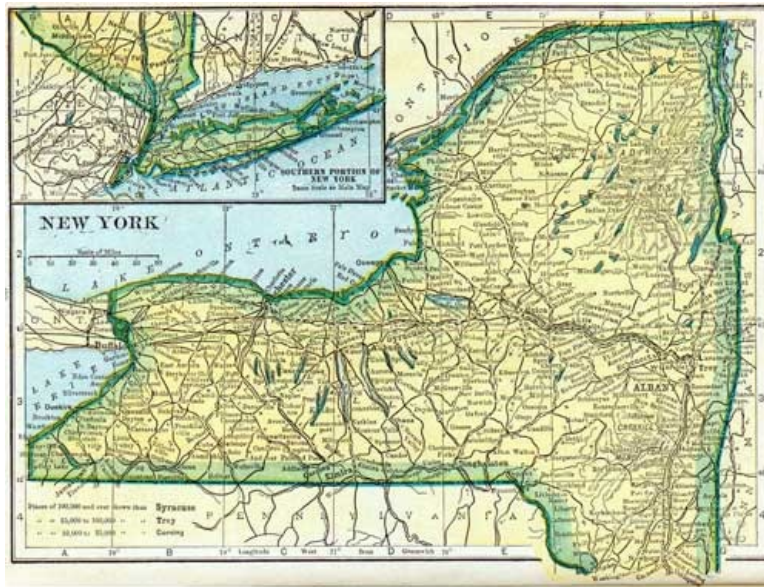
[Pg 27]



[\[Enlarge\]](#)

NEW YORK

[Pg 28]



[\[Enlarge\]](#)

NEW JERSEY

[Pg 29]



[\[Enlarge\]](#)

PENNSYLVANIA

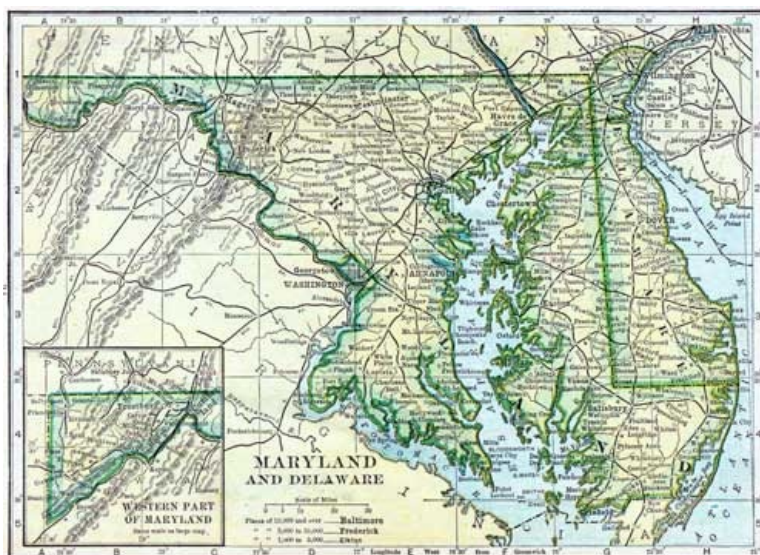
[Pg 30]



[\[Enlarge\]](#)

MARYLAND AND DELAWARE

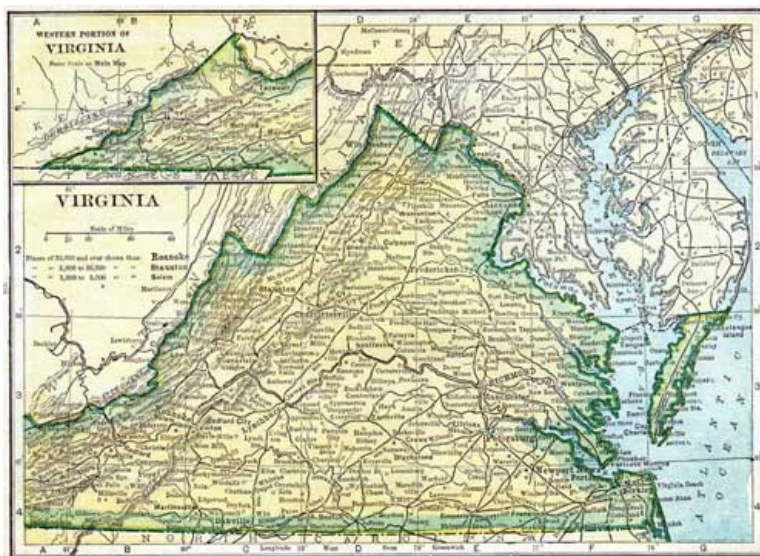
[Pg 31]



[\[Enlarge\]](#)

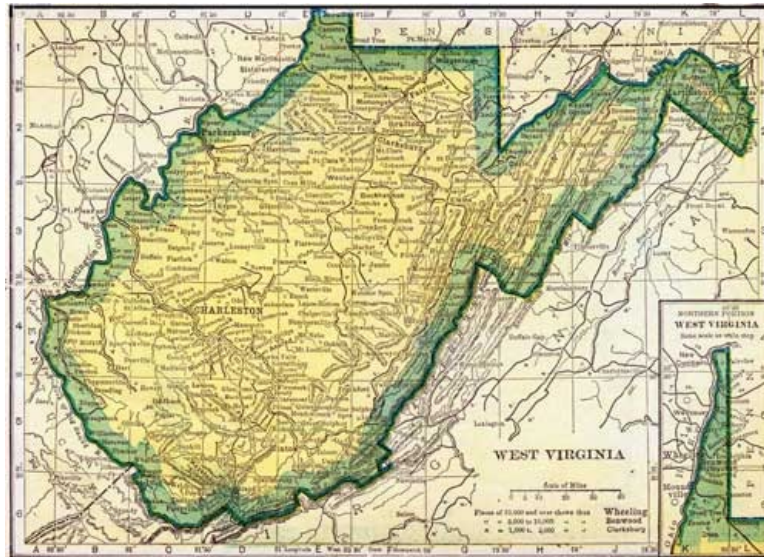
VIRGINIA

[Pg 32]



[\[Enlarge\]](#)

WEST VIRGINIA



[\[Enlarge\]](#)

OHIO



[\[Enlarge\]](#)

INDIANA



[\[Enlarge\]](#)

MICHIGAN

[Pg 36]



[\[Enlarge\]](#)

WISCONSIN

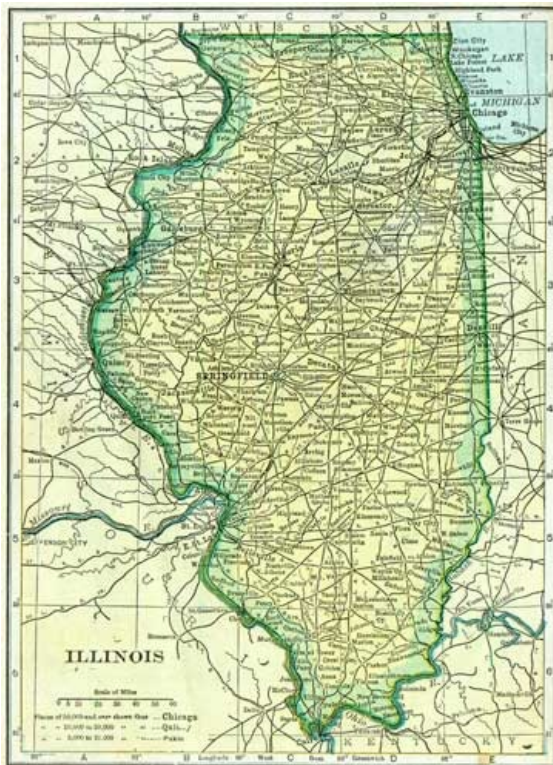
[Pg 37]



[\[Enlarge\]](#)

ILLINOIS

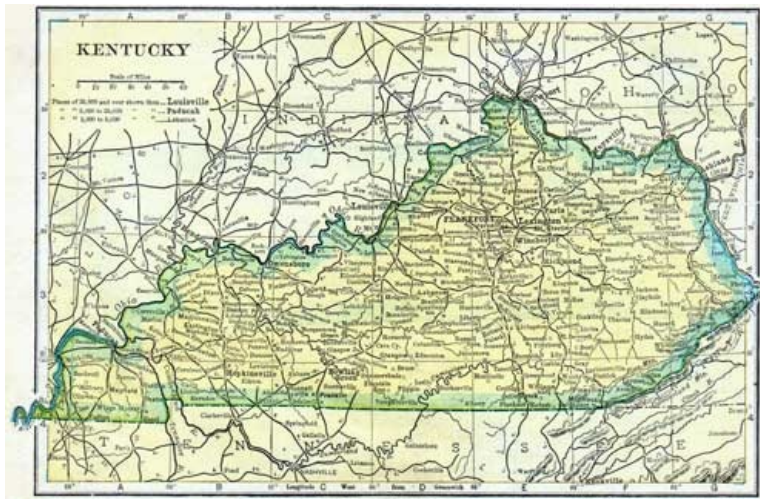
[Pg 38]



[\[Enlarge\]](#)

KENTUCKY

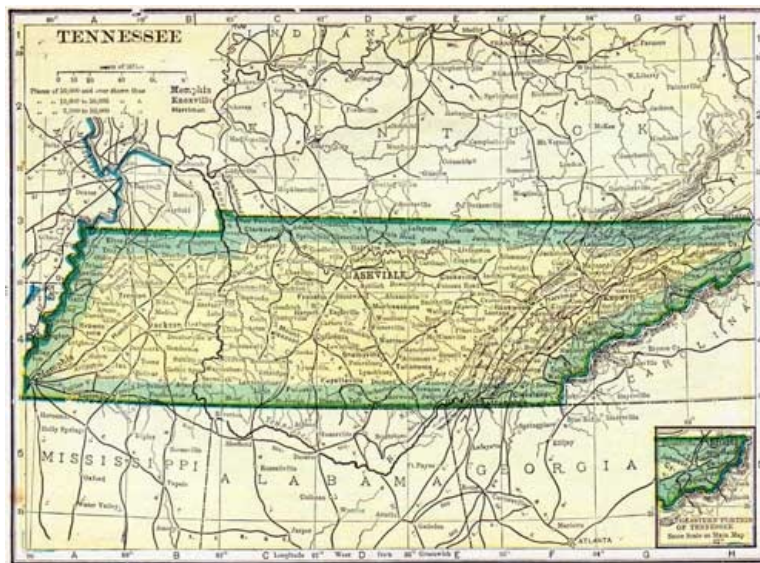
[Pg 39]



[Enlarge]

TENNESSEE

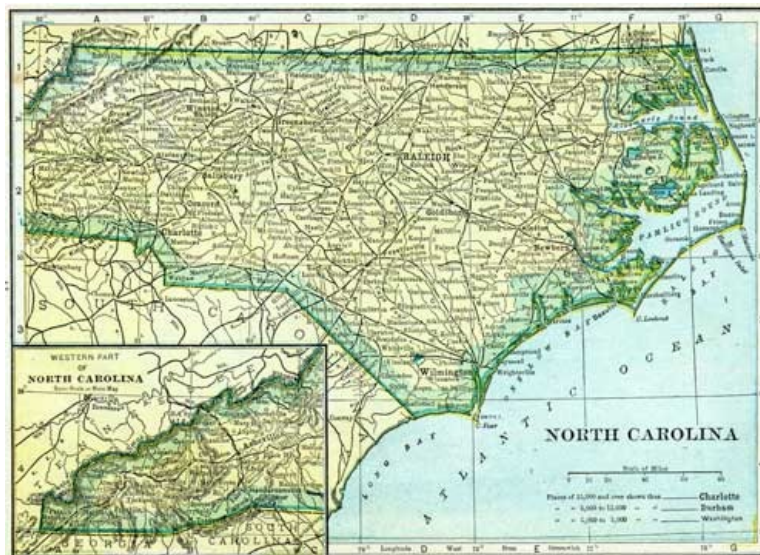
[Pg 40]



[Enlarge]

NORTH CAROLINA

[Pg 41]



[Enlarge]

SOUTH CAROLINA



[\[Enlarge\]](#)

GEORGIA



[\[Enlarge\]](#)

FLORIDA



[\[Enlarge\]](#)

MAP OF ALABAMA

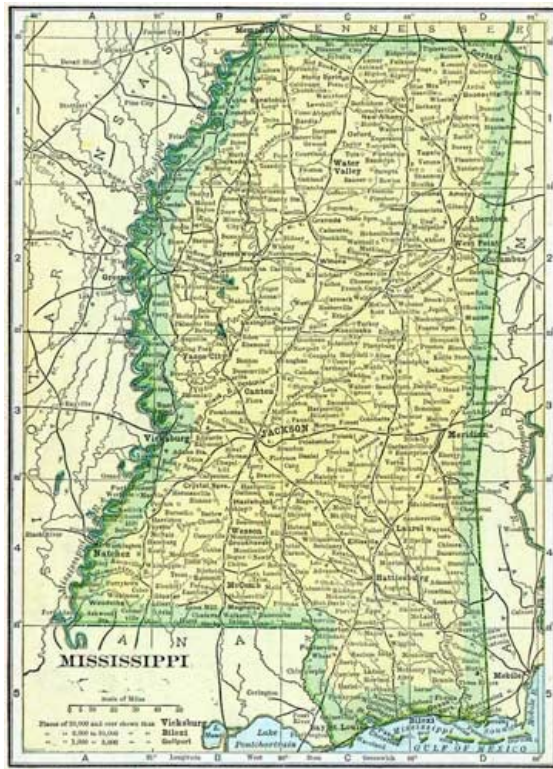
[Pg 45]



[\[Enlarge\]](#)

MISSISSIPPI

[Pg 46]



[\[Enlarge\]](#)

LOUISIANA

[Pg 47]



[\[Enlarge\]](#)

TEXAS

[Pg 48]



[\[Enlarge\]](#)

OKLAHOMA

[Pg 49]



[\[Enlarge\]](#)

ARKANSAS

[Pg 50]



[\[Enlarge\]](#)

MISSOURI

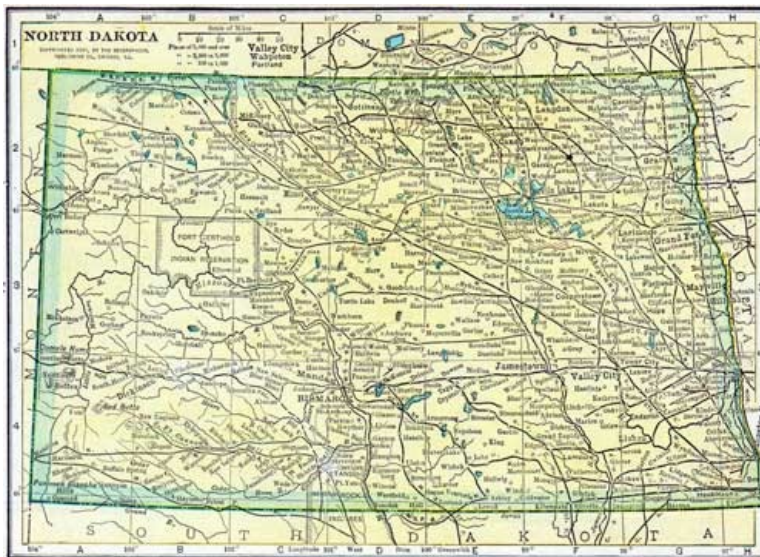
[Pg 51]



[\[Enlarge\]](#)

IOWA

[Pg 52]



COPYRIGHTED 1911, BY THE GEOGRAPHICAL PUBLISHING CO., CHICAGO, ILL.

[\[Enlarge\]](#)

SOUTH DAKOTA

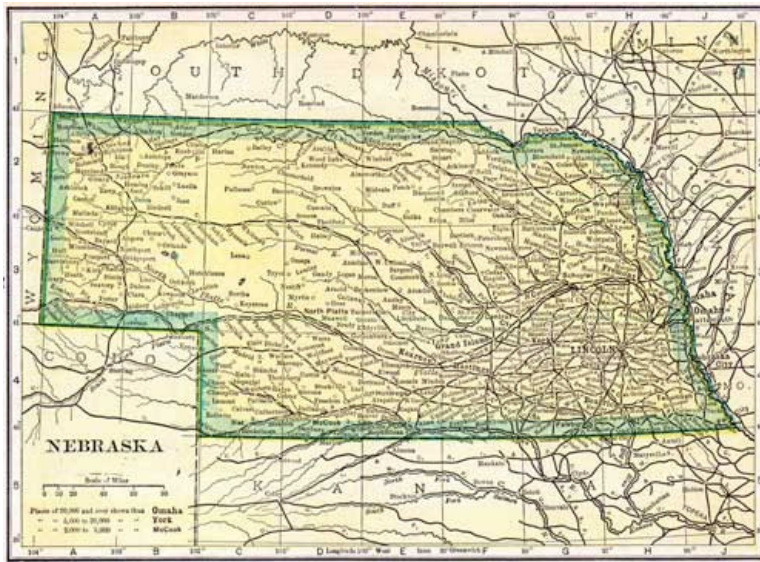
[Pg 55]



[\[Enlarge\]](#)

NEBRASKA

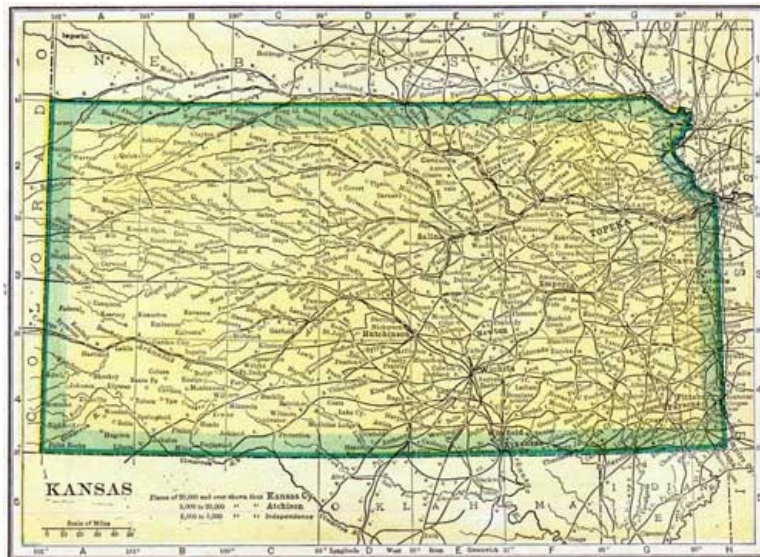
[Pg 56]



[\[Enlarge\]](#)

KANSAS

[Pg 57]



[\[Enlarge\]](#)

COLORADO

[Pg 58]



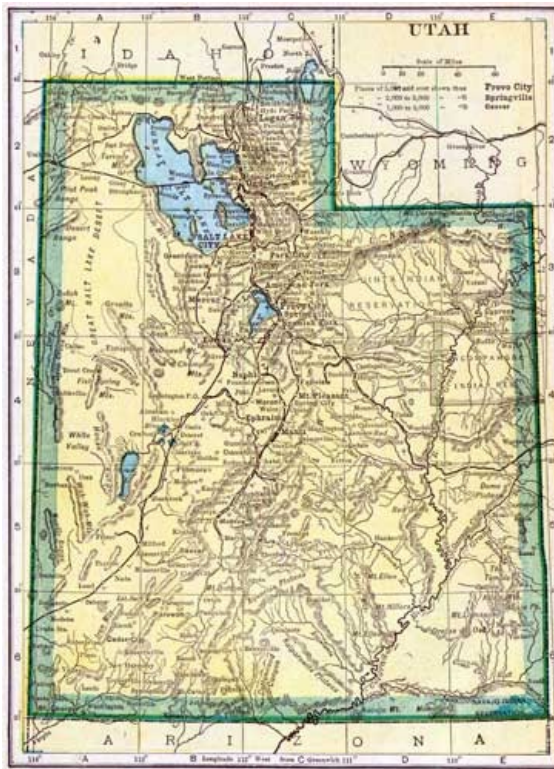
NEW MEXICO



ARIZONA



UTAH



[\[Enlarge\]](#)

WYOMING

[Pg 62]



[\[Enlarge\]](#)

MONTANA

[Pg 63]



[\[Enlarge\]](#)

IDAHO

[Pg 64]



[\[Enlarge\]](#)

WASHINGTON

[Pg 65]



[\[Enlarge\]](#)

OREGON

[Pg 66]

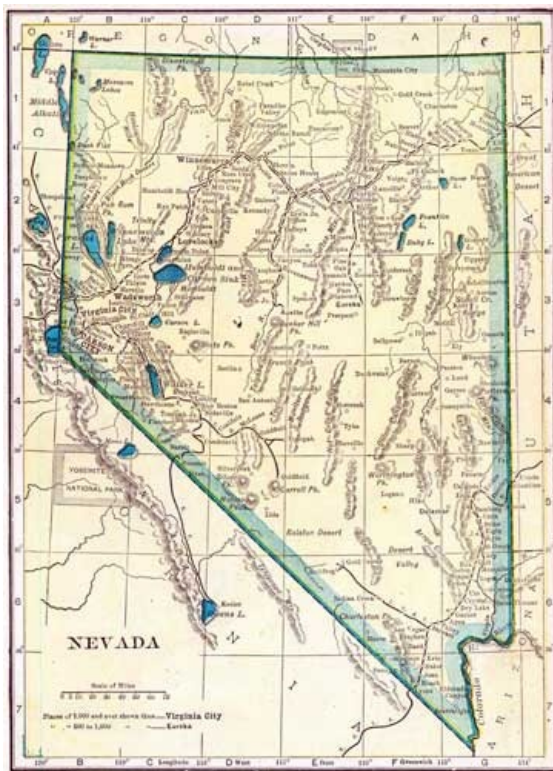


COPYRIGHTED 1911, BY THE GEOGRAPHICAL
PUBLISHING CO., CHICAGO, ILL.

[\[Enlarge\]](#)

NEVADA

[Pg 67]



[\[Enlarge\]](#)

CALIFORNIA

[Pg 68]



[\[Enlarge\]](#)

ALASKA

[Pg 69]



[\[Enlarge\]](#)

PHILIPPINE ISLANDS

[Pg 70]



Copyright, 1906, by
The Geographical Publishing Co.
Chicago, Ill.

[\[Enlarge\]](#)

PORTO RICO

[Pg 71]

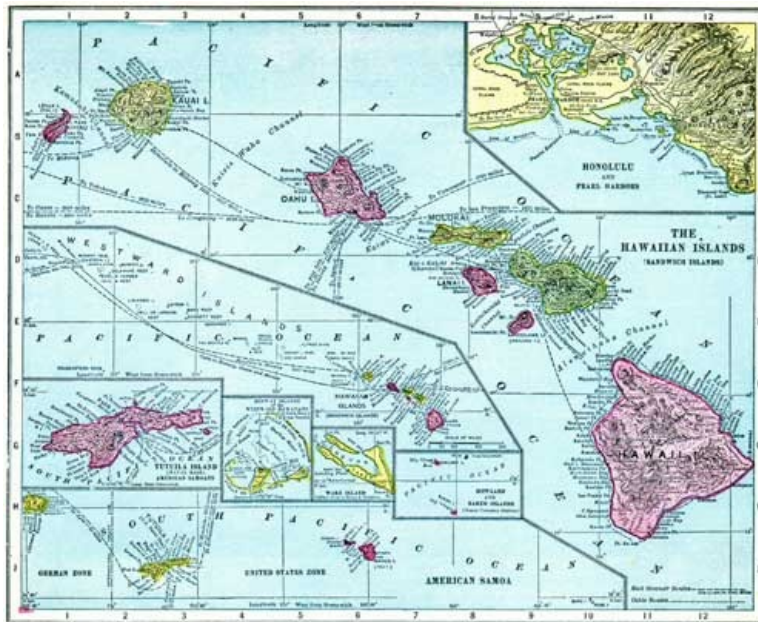


Engraved and Published by
The Geographical Publishing Co.

[\[Enlarge\]](#)

THE HAWAIIAN ISLANDS (SANDWICH ISLANDS)

[Pg 72]



[\[Enlarge\]](#)

United States Mexico and Central America

[Pg 73]

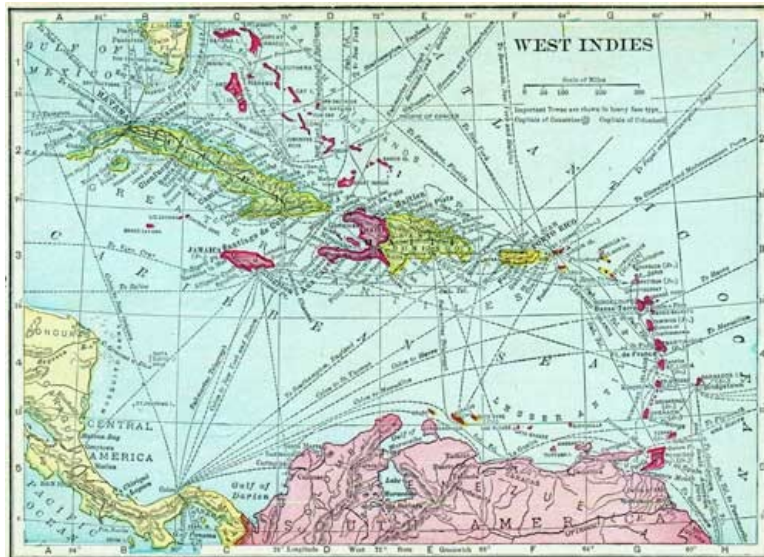


The Geographical Publishing Co.
Chicago, Ill.

[\[Enlarge\]](#)

WEST INDIES

[Pg 74]



[\[Enlarge\]](#)

SOUTH AMERICA

[Pg 75]



[\[Enlarge\]](#)

Northern Half South America

[Pg 76]



The Geographical Publishing Co.
Chicago, Ill.

[\[Enlarge\]](#)

Southern Half South America

[Pg 77]



The Geographical Publishing Co.,
Chicago, Ill.

[\[Enlarge\]](#)

EUROPE

[Pg 78]



[\[Enlarge\]](#)

Northwestern Europe

[Pg 79]



The Geographical Publishing Co.
Chicago, Ill.

[\[Enlarge\]](#)

Central Europe

[Pg 80]



The Geographical Publishing Co.
Chicago, Ill.

[\[Enlarge\]](#)

Eastern Europe

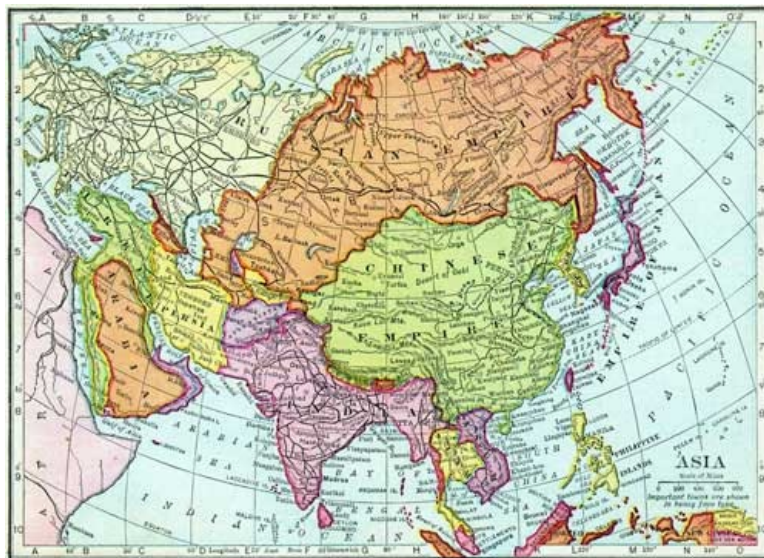
[Pg 81]



[\[Enlarge\]](#)

ASIA

[Pg 82]



[\[Enlarge\]](#)

Eastern Asia

[Pg 83]

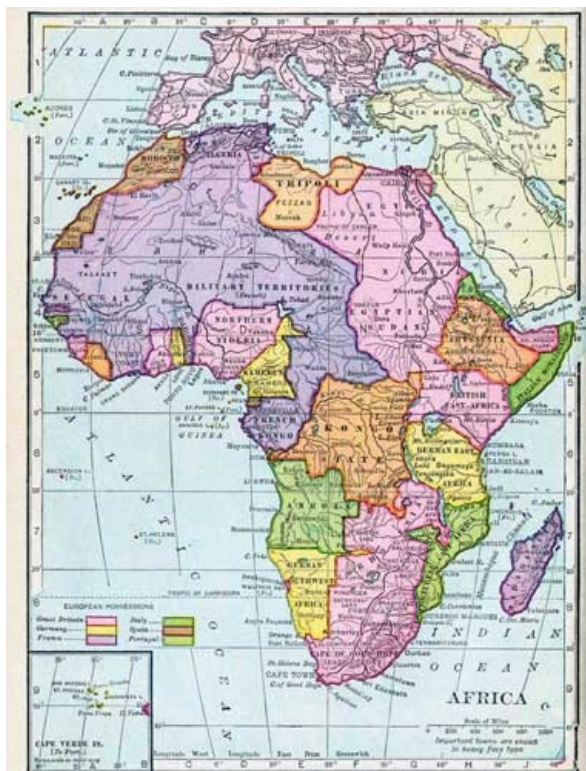


The Geographical Publishing Co.
Chicago, Ill.

[\[Enlarge\]](#)

AFRICA

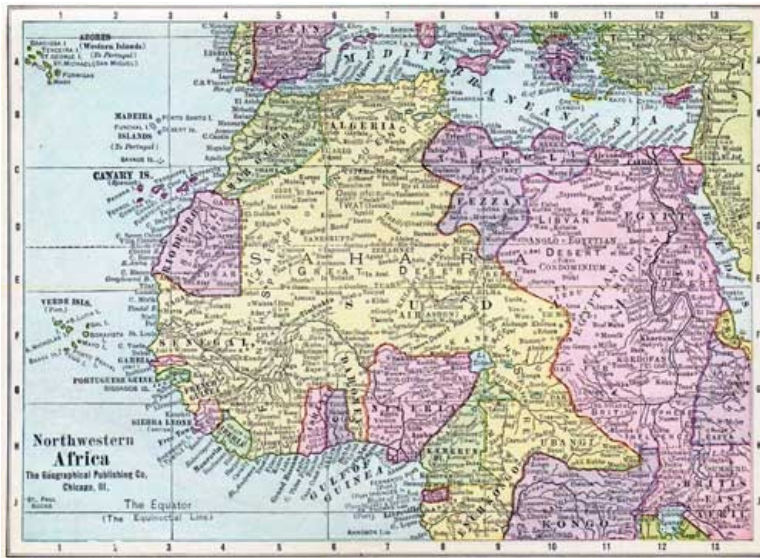
[Pg 84]



[\[Enlarge\]](#)

Northwestern Africa

[Pg 85]



The Geographical Publishing Co.
Chicago, Ill.

[\[Enlarge\]](#)

Northeastern Africa

[Pg 86]



The Geographical Publishing Co.
Chicago, Ill.

[\[Enlarge\]](#)

Southern Africa

[Pg 87]



The Geographical Publishing Co.
Chicago, Ill.

[\[Enlarge\]](#)

AUSTRALIA

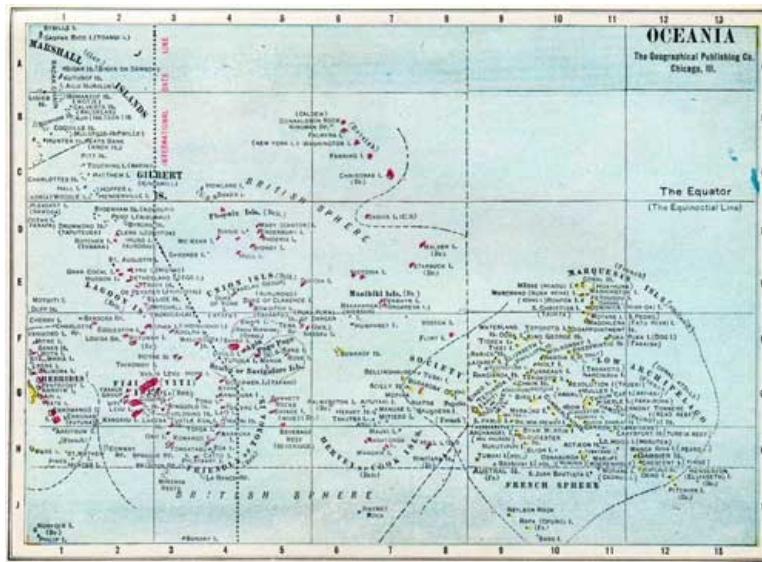
[Pg 88]



[\[Enlarge\]](#)

OCEANIA

[Pg 89]

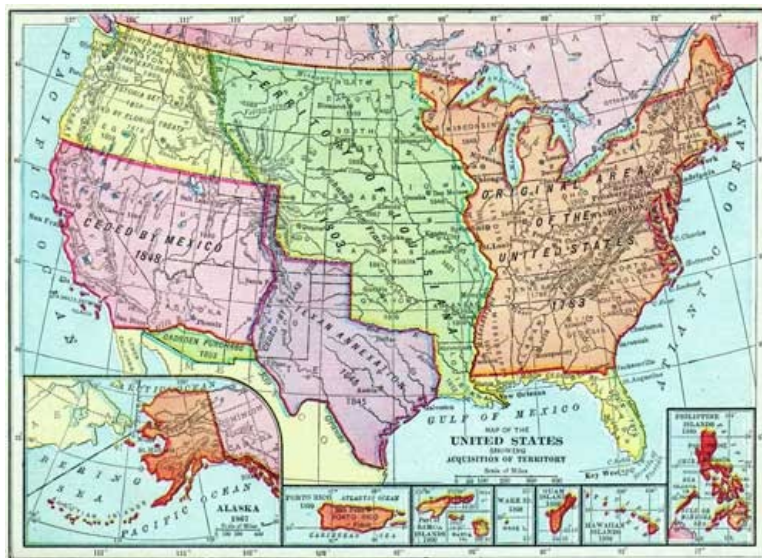


The Geographical Publishing Co.
Chicago, Ill.

[\[Enlarge\]](#)

MAP OF THE UNITED STATES SHOWING ACQUISITION OF TERRITORY

[Pg 90]



[\[Enlarge\]](#)

THE RELATIVE SIZES OF THE UNITED STATES AND THEIR POSSESSIONS

[Pg 91]

ALL ON THE SAME SCALE AND PROJECTION



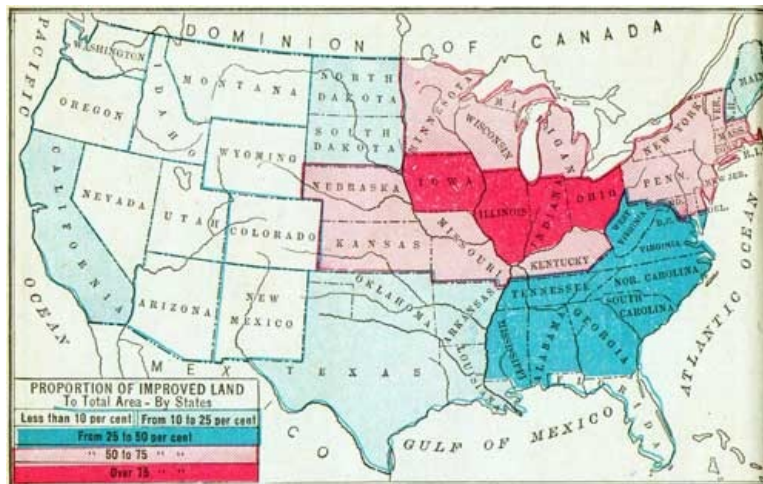
NOTE:—GUAM is shown in Wyoming; PORTO RICO upon Virginia; and the PANAMA CANAL ZONE and the SAMOAS in Southern Texas.

[\[Enlarge\]](#)

PROPORTION OF IMPROVED LAND

[Pg 92]

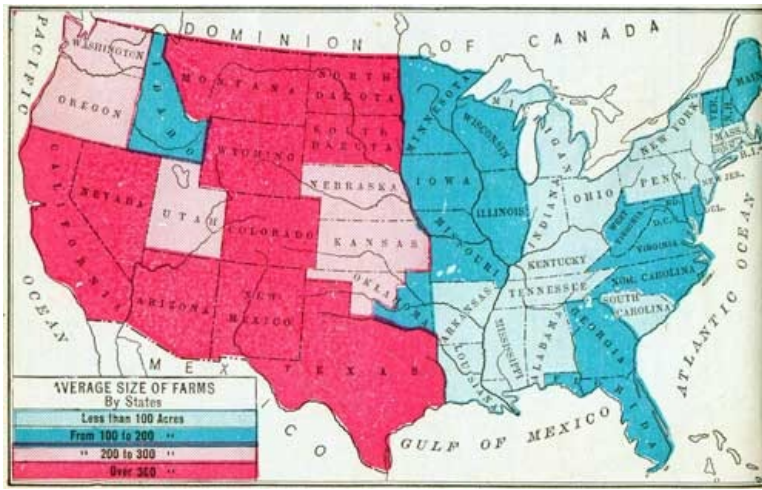
To Total Area—By States.



[\[Enlarge\]](#)

AVERAGE SIZE OF FARMS

By States.

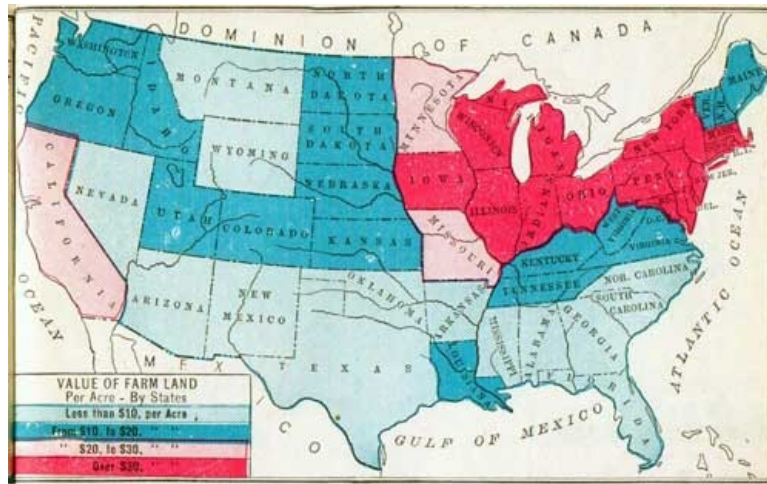


[\[Enlarge\]](#)

VALUE OF FARM LAND

[Pg 93]

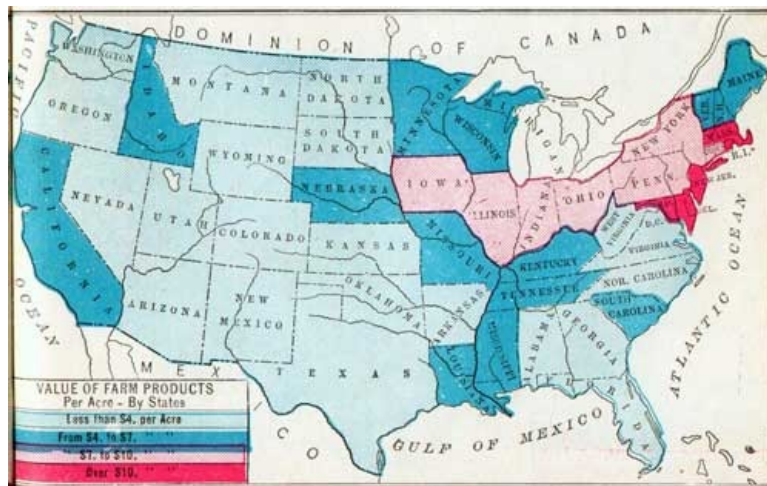
Per Acre—By States.



[\[Enlarge\]](#)

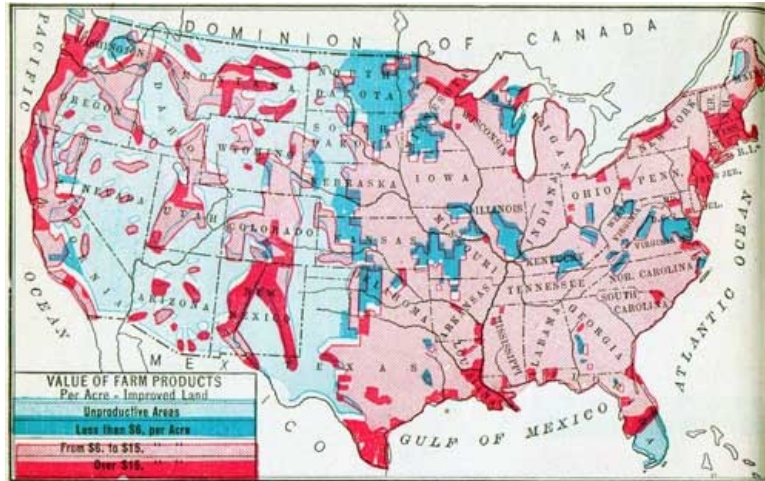
VALUE OF FARM PRODUCTS

Per Acre—By States.



[\[Enlarge\]](#)

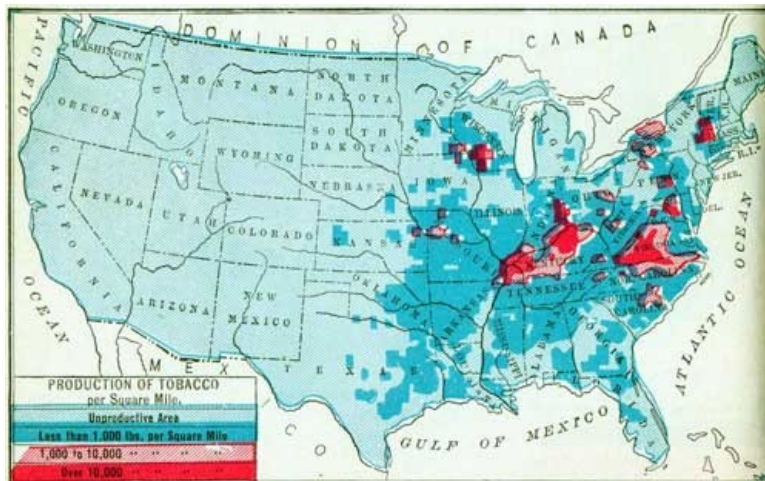
Per Acre—Improved Land.



[\[Enlarge\]](#)

PRODUCTION OF TOBACCO

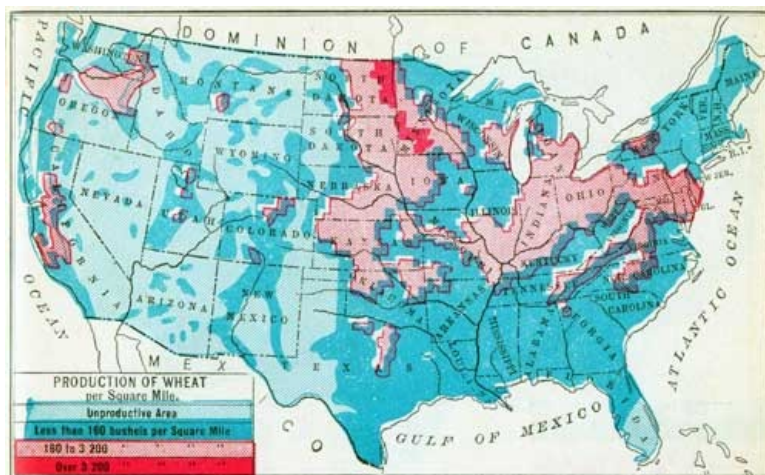
per Square Mile.



[\[Enlarge\]](#)

PRODUCTION OF WHEAT

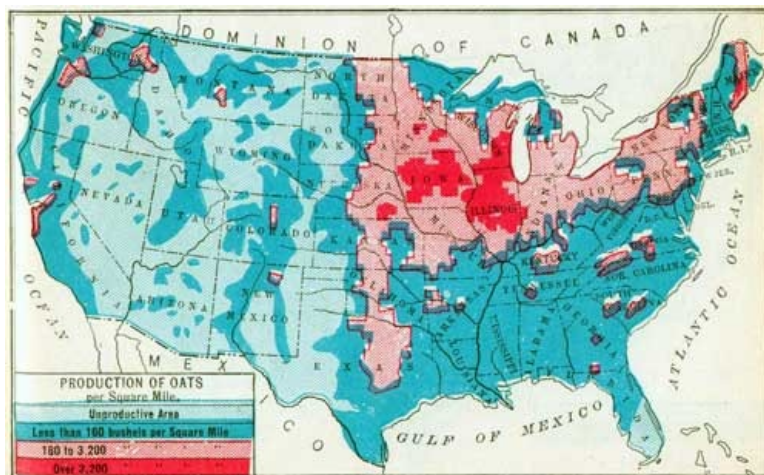
per Square Mile.



[\[Enlarge\]](#)

PRODUCTION OF OATS

per Square Mile.

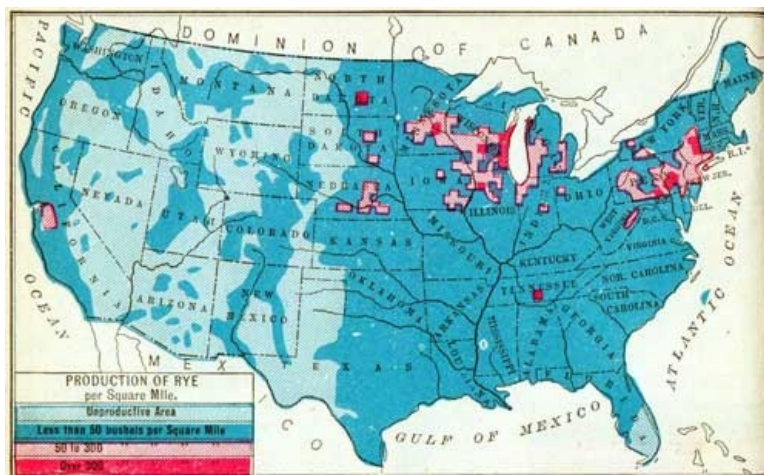


[\[Enlarge\]](#)

PRODUCTION OF RYE

per Square Mile.

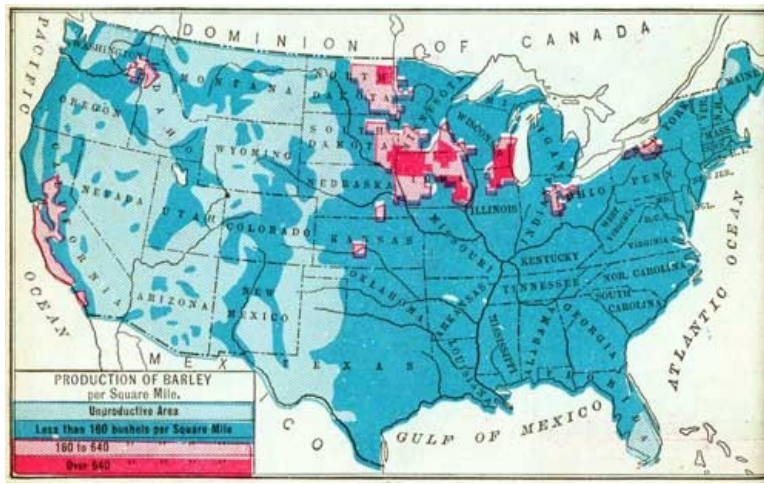
[Pg 96]



[\[Enlarge\]](#)

PRODUCTION OF BARLEY

per Square Mile.

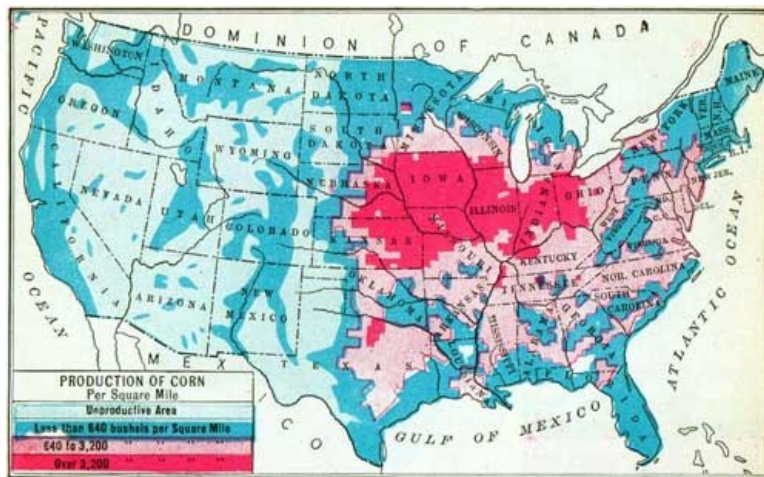


[Enlarge]

PRODUCTION OF CORN

Per Square Mile.

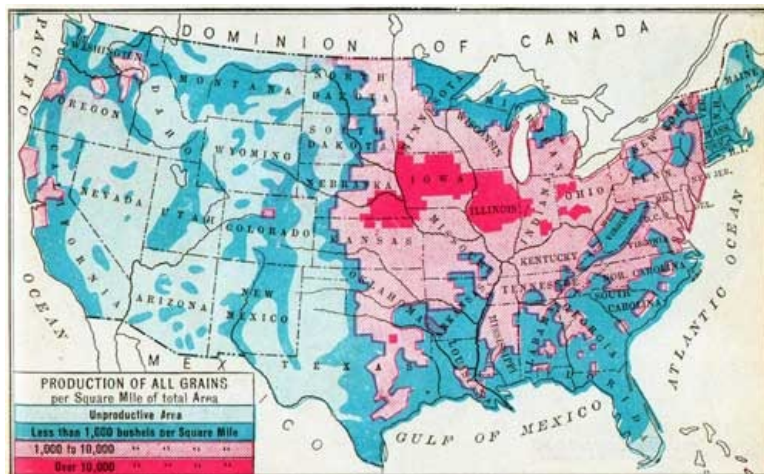
[Pg 97]



[Enlarge]

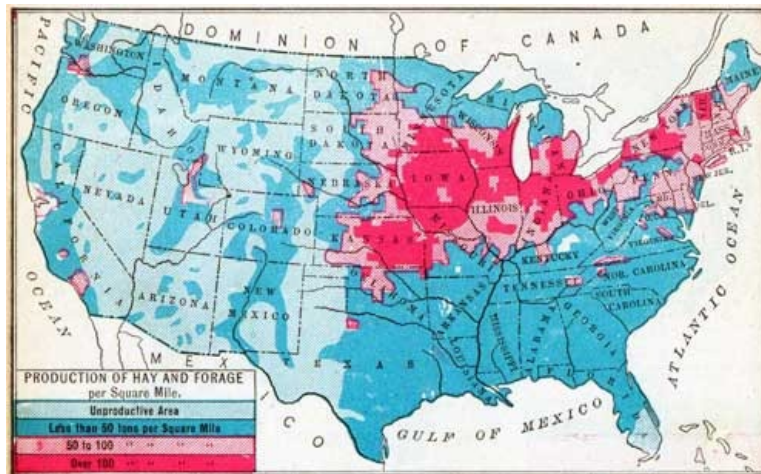
PRODUCTION OF ALL GRAINS

per Square Mile of total Area.



[Enlarge]

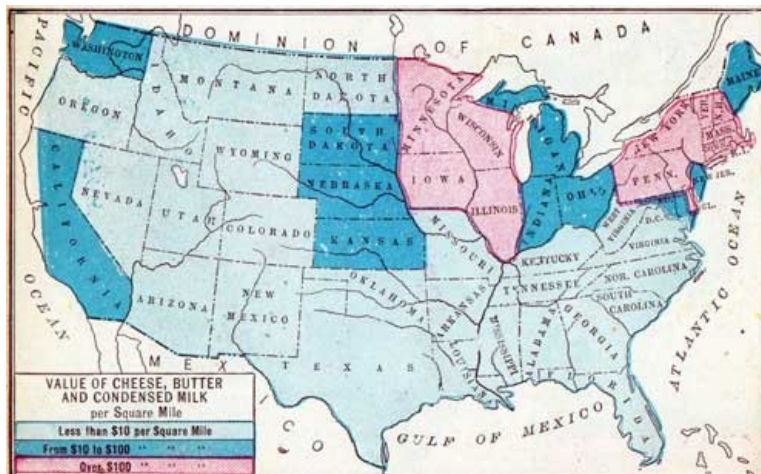
per Square Mile.



[\[Enlarge\]](#)

VALUE OF CHEESE, BUTTER AND CONDENSED MILK

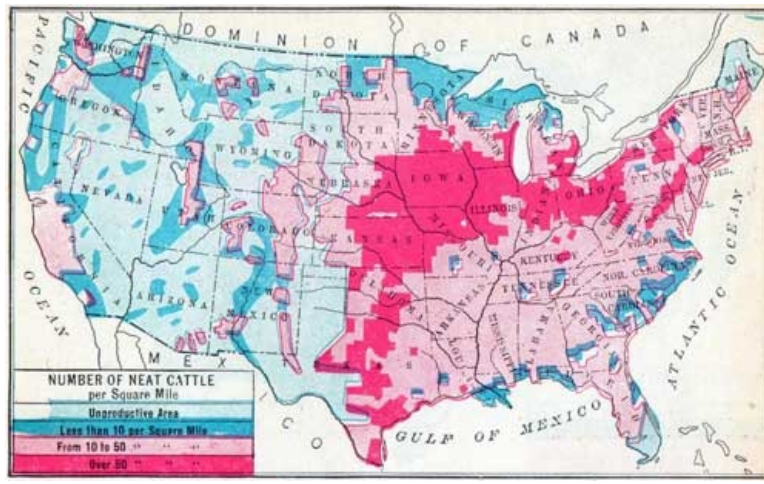
per Square Mile.



[\[Enlarge\]](#)

NUMBER OF NEAT CATTLE

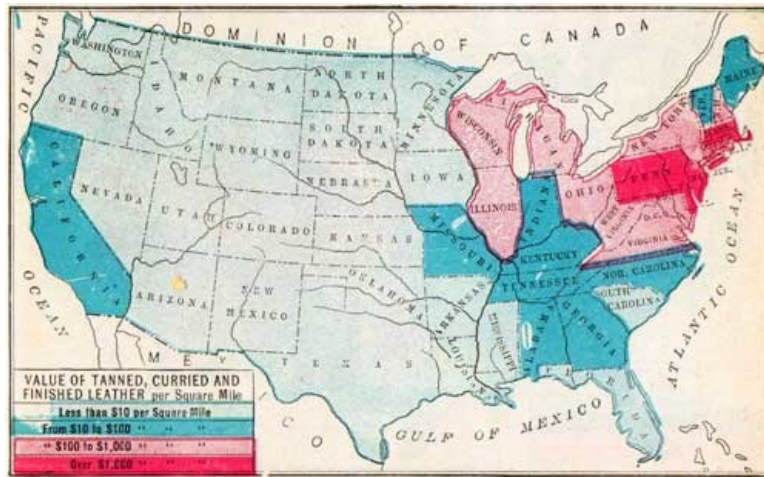
per Square Mile.



[Enlarge]

VALUE OF TANNED, CURRIED AND FINISHED LEATHER

per Square Mile.

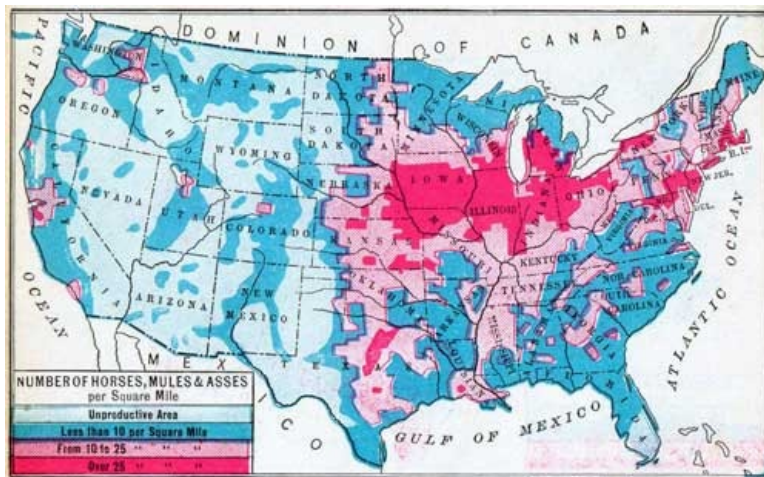


[Enlarge]

NUMBER OF HORSES, MULES & ASSES

per Square Mile.

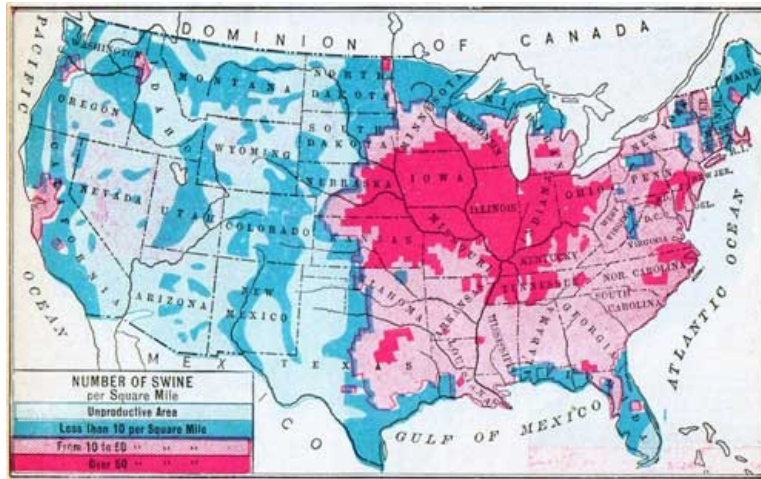
[Pg 100]



[Enlarge]

NUMBER OF SWINE

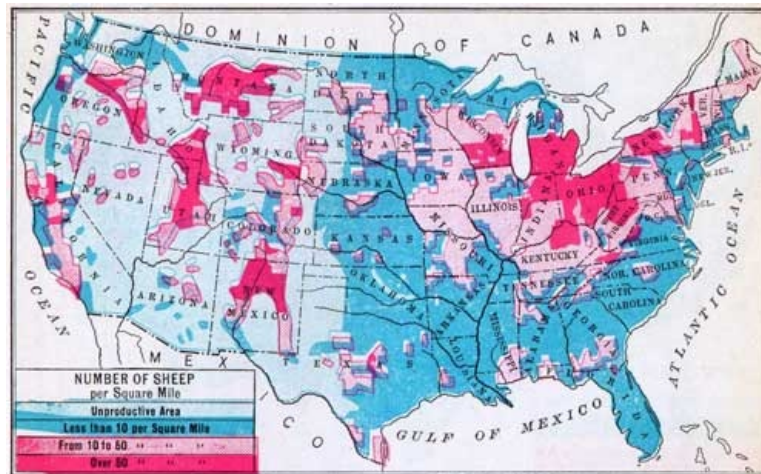
per Square Mile.



[\[Enlarge\]](#)

NUMBER OF SHEEP

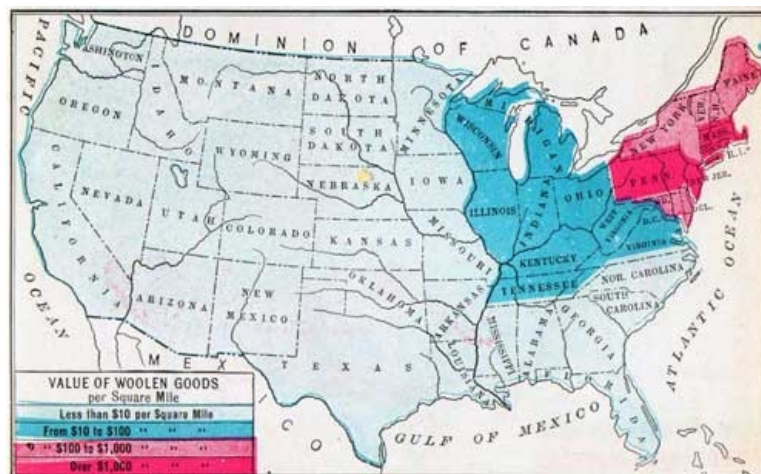
per Square Mile.



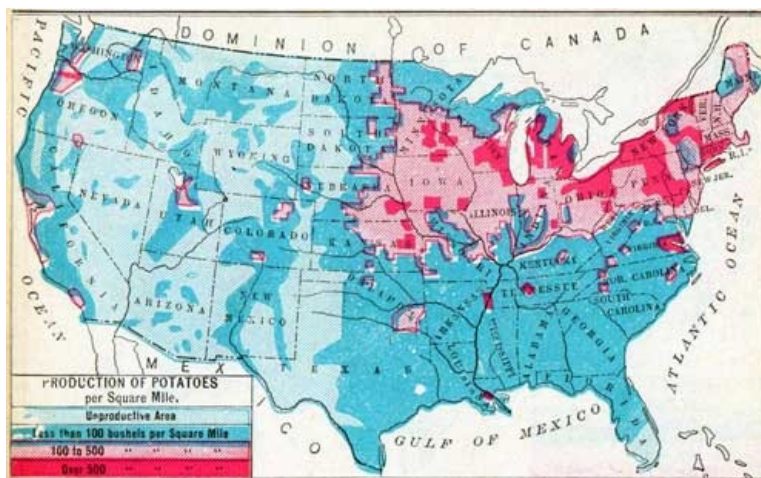
[\[Enlarge\]](#)

VALUE OF WOOLEN GOODS

per Square Mile.

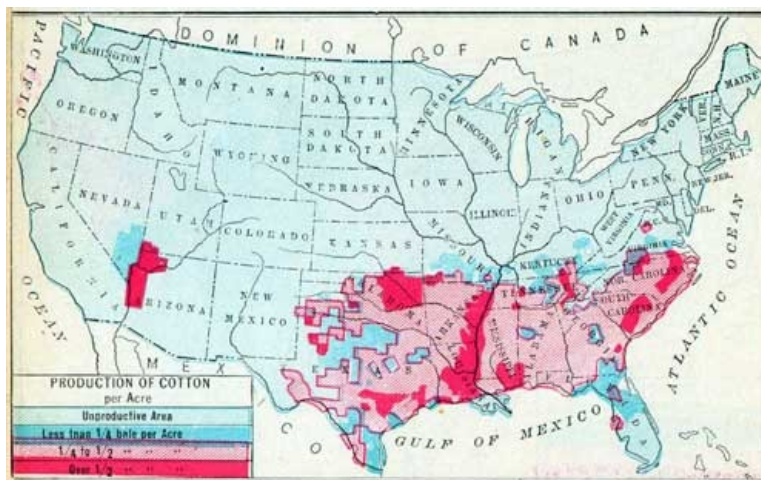


PRODUCTION OF POTATOES per Square Mile.



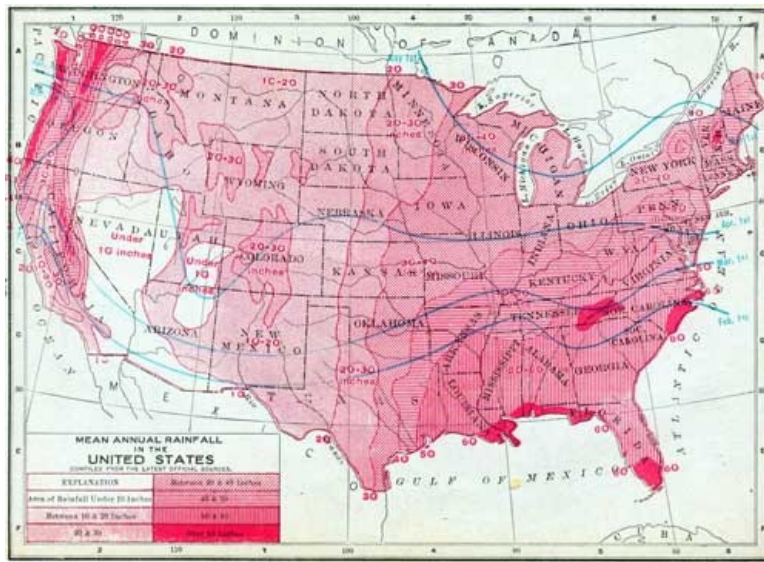
[Enlarge]

PRODUCTION OF COTTON per Acre.



[Enlarge]

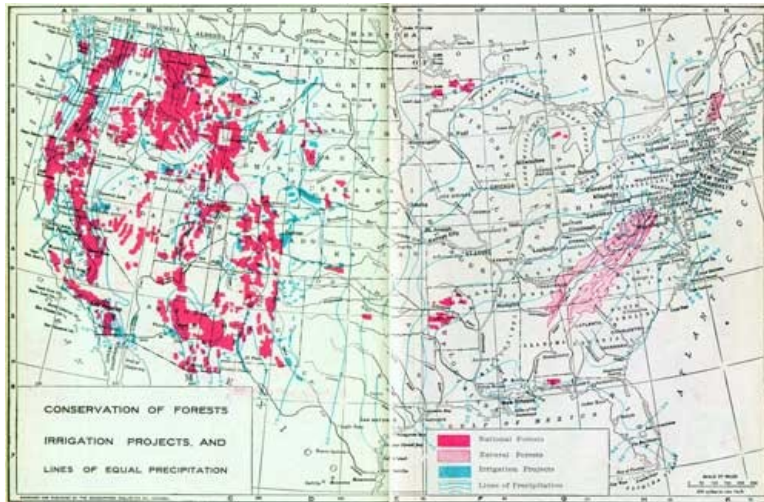
MEAN ANNUAL RAINFALL IN THE UNITED STATES COMPILED FROM THE LATEST OFFICIAL SOURCES.



[Enlarge]

CONSERVATION OF FORESTS, IRRIGATION PROJECTS, AND LINES OF EQUAL PRECIPITATION

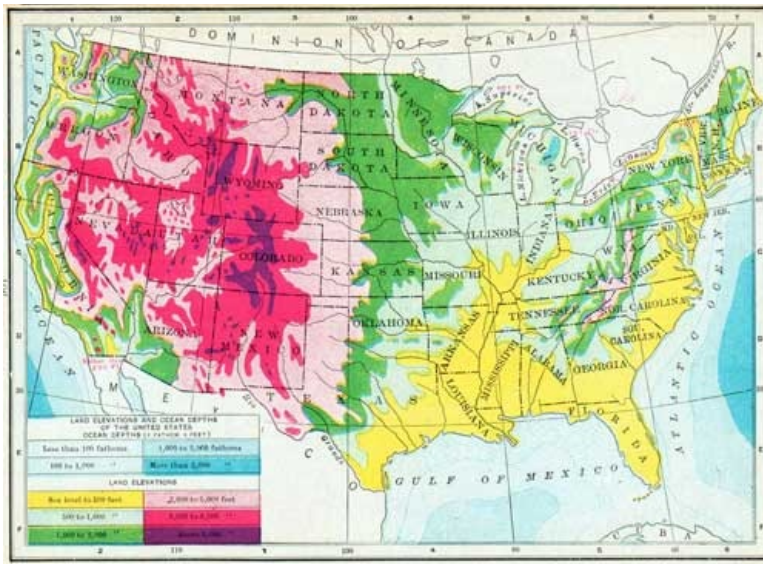
[Pg 104]



[Enlarge]

LAND ELEVATIONS AND OCEAN DEPTHS OF THE UNITED STATES

[Pg 106]

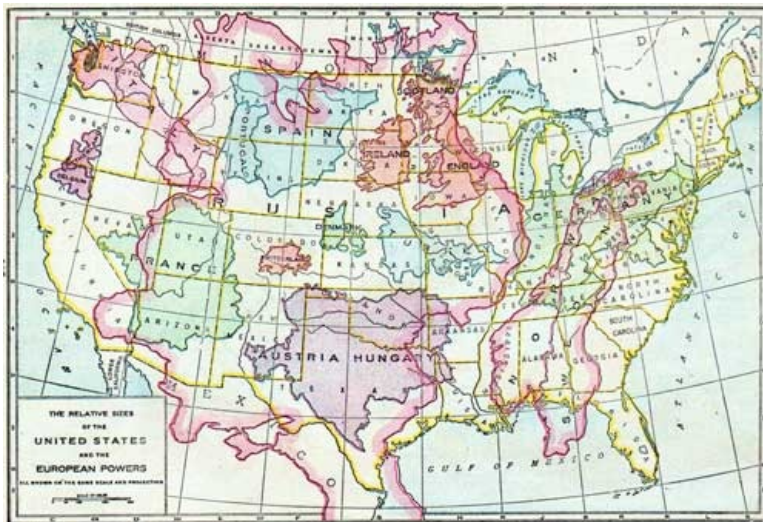


[Enlarge]

THE RELATIVE SIZES OF THE UNITED STATES AND THE EUROPEAN POWERS

[Pg 107]

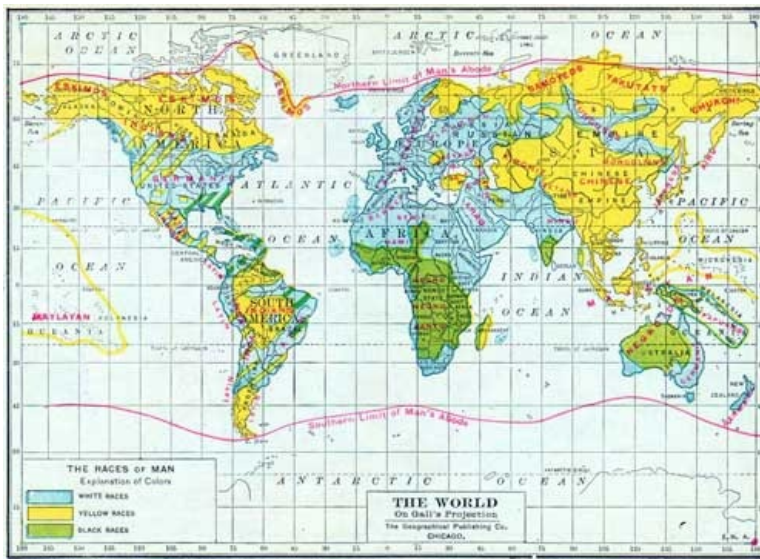
ALL SHOWN ON THE SAME SCALE AND PROJECTION



[Enlarge]

THE RACES OF MAN

[Pg 108]



**THE WORLD
On Gall's Projection**

The Geographical Publishing Co.
CHICAGO.

[\[Enlarge\]](#)

THE PREDOMINANT COMMERCIAL LANGUAGES

[Pg 109]



**THE WORLD
On Gall's Projection**

The Geographical Publishing Co.
CHICAGO.

[\[Enlarge\]](#)

FORMS OF GOVERNMENT

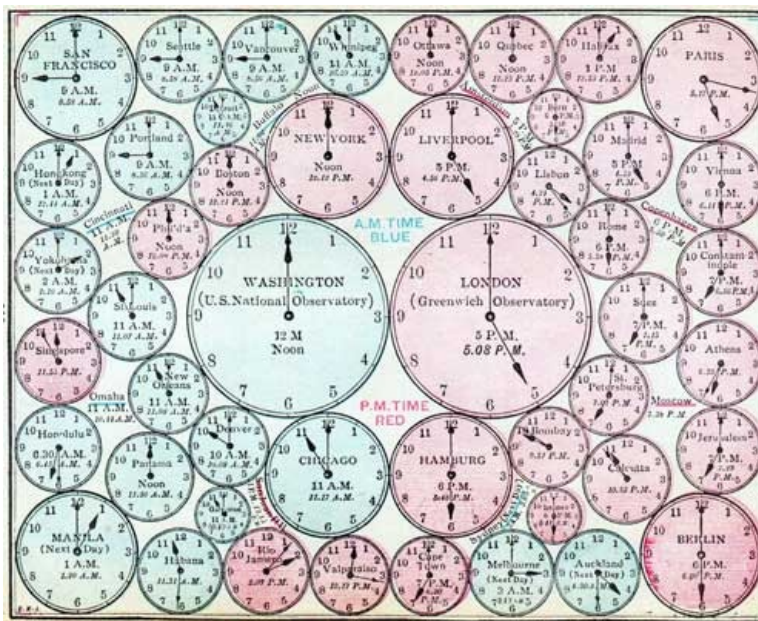
[Pg 110]



**THE WORLD
On Gall's Projection**

The Geographical Publishing Co.
CHICAGO.

[\[Enlarge\]](#)



[\[Enlarge\]](#)

PRINCIPAL CITIES OF THE UNITED STATES

The following list contains the principal
1910 towns of 1910
Census the United States of 5,000 Population and Census
Over

| | |
|-------------------|--------|
| Aberdeen, S. Dak. | 10,753 |
| Aberdeen, Wash. | 13,660 |
| Abilene, Tex. | 9,204 |

| | |
|----------------------|---------|
| Adrian, Mich. | 10,763 |
| Akron, Ohio | 69,067 |
| Alameda, Cal. | 23,383 |
| Albany, Ga. | 8,190 |
| Albany, N.Y. | 100,253 |
| Albert Lea, Minn. | 6,192 |
| Albion, Mich. | 5,833 |
| Albion, N.Y. | 5,106 |
| Albuquerque, N. Mex. | 11,020 |
| Alexandria, Ind. | 5,096 |
| Alexandria, La. | 11,213 |
| Alexandria, Va. | 15,329 |
| Alhambra, Cal. | 5,021 |
| Allentown, Pa. | 51,913 |
| Alliance, Ohio | 15,083 |
| Alpena, Mich. | 12,706 |
| Alton, Ill. | 17,528 |
| Altoona, Pa. | 52,127 |
| Amarillo, Tex. | 9,957 |
| Ambridge, Pa. | 5,205 |
| Americus, Ga. | 8,063 |
| Amsterdam, N.Y. | 31,267 |
| Anaconda, Mont. | 10,134 |
| Anderson, Ind. | 22,476 |
| Anderson, S.C. | 9,654 |
| Annapolis, Md. | 8,609 |
| Ann Arbor, Mich. | 14,817 |
| Anniston, Ala. | 12,794 |
| Ansonia, Conn. | 15,152 |
| Antigo, Wis. | 7,196 |
| Appleton, Wis. | 16,773 |
| Archbald, Pa. | 7,194 |
| Ardmore, Pa. | 8,618 |
| Arecibo, P.R. | 9,612 |
| Argenta, Ark. | 11,138 |
| Arkansas City, Kan. | 7,508 |
| Arlington, Mass. | 11,187 |
| Asbury Park, N.J. | 10,150 |
| Asheville, N.C. | 18,762 |
| Ashland, Ky. | 8,688 |
| Ashland, Ohio | 6,795 |
| Ashland, Ore. | 5,020 |
| Ashland, Pa. | 6,855 |
| Ashland, Wis. | 11,594 |
| Ashley, Pa. | 5,602 |
| Ashtabula, Ohio | 18,266 |
| Astoria, Ore. | 9,599 |
| Atchison, Kan. | 16,429 |
| Athens, Ga. | 14,913 |
| Athens, Ohio | 5,463 |
| Atlanta, Ga. | 154,839 |
| Atlantic City, N.J. | 46,150 |
| Auburn, Me. | 15,064 |
| Auburn, N.Y. | 34,668 |
| Augusta, Ga. | 41,040 |
| Augusta, Me. | 13,211 |
| Aurora, Ill. | 29,807 |
| Austin, Minn. | 6,960 |
| Austin, Tex. | 29,860 |

| | |
|-------------------|---------|
| Baker, Ore. | 6,742 |
| Bakersfield, Cal. | 12,727 |
| Baltimore, Md. | 558,485 |
| Bangor, Me. | 24,803 |
| Bangor, Pa. | 5,369 |
| Baraboo, Wis. | 6,324 |
| Barberton, Ohio | 9,410 |

| | |
|----------------------|---------|
| Barre, Vt. | 10,734 |
| Bartlesville, Okla. | 6,181 |
| Batavia, N.Y. | 11,613 |
| Bath, Me. | 9,396 |
| Baton Rouge, La. | 14,897 |
| Battle Creek, Mich. | 25,267 |
| Bay City, Mich. | 45,166 |
| Bayonne, N.J. | 55,545 |
| Beardstown, Ill. | 6,107 |
| Beatrice, Neb. | 9,356 |
| Beaumont, Tex. | 20,640 |
| Beaverdam, Wis. | 6,758 |
| Beaver Falls, Pa. | 12,191 |
| Bedford, Ind. | 8,716 |
| Bellaire, Ohio | 12,946 |
| Bellefontaine, Ohio | 8,238 |
| Belleville, Ill. | 21,122 |
| Bellevue, Ky. | 6,683 |
| Bellevue, Ohio | 5,209 |
| Bellevue, Pa. | 6,323 |
| Bellingham, Wash. | 24,298 |
| Beloit, Wis. | 15,125 |
| Belvidere, Ill. | 7,253 |
| Bemidji, Minn. | 5,099 |
| Bennington, Vt. | 6,211 |
| Benton Harbor, Mich. | 9,185 |
| Berkeley, Cal. | 40,434 |
| Berlin, N.H. | 11,780 |
| Berwick, Pa. | 5,357 |
| Berwyn, Ill. | 5,841 |
| Bessemer, Ala. | 10,864 |
| Bethlehem, Pa. | 12,837 |
| Beverly, Mass. | 18,650 |
| Biddeford, Me. | 17,079 |
| Billings, Mont. | 10,031 |
| Biloxi, Miss. | 8,049 |
| Binghamton, N.Y. | 48,443 |
| Birmingham, Ala. | 132,685 |
| Bisbee, Ariz. | 9,019 |
| Bismarck, N. Dak. | 5,443 |
| Blakely, Pa. | 5,345 |
| Bloomfield, N.J. | 15,070 |
| Bloomington, Ill. | 25,768 |
| Bloomington, Ind. | 8,838 |
| Bloomsburg, Pa. | 7,413 |
| Bluefield, W. Va. | 11,188 |
| Blue Island, Ill. | 8,043 |
| Boise, Idaho | 17,358 |
| Boone, Iowa | 10,347 |
| Boston, Mass. | 670,585 |
| Boulder, Colo. | 9,530 |
| Bowling Green, Ky. | 9,173 |
| Bowling Green, Ohio | 5,222 |
| Boyne City, Mich. | 5,218 |
| Bozeman, Mont. | 5,107 |
| Braddock, Pa. | 19,357 |
| Bradford, Pa. | 14,544 |
| Brainerd, Minn. | 8,526 |
| Brazil, Ind. | 9,340 |
| Brewer, Me. | 5,667 |
| Bridgeport, Conn. | 102,054 |
| Bridgeton, N.J. | 14,209 |
| Bristol, Conn. | 9,527 |
| Bristol, Pa. | 9,256 |
| Bristol, Tenn. | 7,148 |
| Bristol, Va. | 6,247 |
| Brockton, Mass. | 56,878 |

| | |
|-----------------------|-----------|
| Brookfield, Mo. | 5,749 |
| Brookhaven, Miss. | 5,293 |
| Brownsville, Tex. | 10,517 |
| Brownwood, Tex. | 6,967 |
| Brunswick, Ga. | 10,182 |
| Brunswick, Me. | 5,341 |
| Bucyrus, Ohio | 8,122 |
| Buffalo, N.Y. | 423,715 |
| Burlington, Iowa | 24,324 |
| Burlington, N.J. | 8,336 |
| Burlington, Vt. | 20,468 |
| Butler, Pa. | 20,728 |
| Butte, Mont. | 39,165 |
| | |
| Cadillac, Mich. | 8,375 |
| Caguas, P.R. | 10,354 |
| Cairo, Ill. | 14,548 |
| Calais, Me. | 6,116 |
| Cambridge, Md. | 6,407 |
| Cambridge, Mass. | 104,839 |
| Cambridge, Ohio | 11,327 |
| Camden, N.J. | 94,538 |
| Canal Dover, Ohio | 6,621 |
| Canandaigua, N.Y. | 7,217 |
| Canon City, Colo. | 5,162 |
| Canton, Ill. | 10,453 |
| Canton, Ohio | 50,217 |
| Cape Girardeau, Mo. | 8,475 |
| Carbondale, Ill. | 5,411 |
| Carbondale, Pa. | 17,040 |
| Caribou, Me. | 5,377 |
| Carlisle, Pa. | 10,303 |
| | |
| Carnegie, Pa. | 10,099 |
| Carrick, Pa. | 6,117 |
| Carthage, Mo. | 9,483 |
| Catasaqua, Pa. | 5,250 |
| Catskill, N.Y. | 5,296 |
| Cedar Falls, Iowa | 5,012 |
| Cedar Rapids, Iowa | 32,811 |
| Centerville, Iowa | 6,936 |
| Central Falls, R.I. | 22,754 |
| Centralia, Ill. | 9,680 |
| Centralia, Wash. | 7,311 |
| Chambersburg, Pa. | 11,800 |
| Champaign, Ill. | 12,421 |
| Chanute, Kan. | 9,272 |
| Charleroi, Pa. | 9,615 |
| Charles City, Iowa | 5,892 |
| Charleston, Ill. | 5,884 |
| Charleston, S.C. | 58,833 |
| Charleston, W. Va. | 22,996 |
| Charlotte, N.C. | 34,014 |
| Charlottesville, Va. | 6,765 |
| Chattanooga, Tenn. | 44,604 |
| Cheboygan, Mich. | 6,859 |
| Chelsea, Mass. | 32,452 |
| Chester, Pa. | 38,537 |
| Cheyenne, Wyo. | 11,420 |
| Chicago, Ill. | 2,185,283 |
| Chicago Heights, Ill. | 14,525 |
| Chickasha, Okla. | 10,320 |
| Chicopee, Mass. | 25,401 |
| Chillicothe, Mo. | 6,265 |
| Chillicothe, Ohio | 14,508 |
| Chippewa Falls, Wis. | 8,893 |
| Chisholm, Minn. | 7,684 |
| Cicero, Ill. | 14,557 |

| | |
|-------------------------|---------|
| Cincinnati, Ohio | 363,591 |
| Circleville, Ohio | 6,744 |
| Clarksburg, W. Va. | 9,201 |
| Clarksville, Tenn. | 8,548 |
| Clearfield, Pa. | 6,851 |
| Cleburne, Tex. | 10,364 |
| Cleveland, Ohio | 560,663 |
| Cleveland, Tenn. | 5,549 |
| Clifton Forge, Va. | 5,748 |
| Clinton, Ill. | 5,165 |
| Clinton, Ind. | 6,229 |
| Clinton, Iowa | 25,577 |
| Cloquet, Minn. | 7,031 |
| Coaldale, Pa. | 5,154 |
| Coatesville, Pa. | 11,084 |
| Coeur d'Alene, Idaho | 7,291 |
| Coffeyville, Kan. | 12,687 |
| Cohoes, N.Y. | 24,709 |
| Coldwater, Mich. | 5,945 |
| Collinsville, Ill. | 7,478 |
| Colorado Springs, Colo. | 29,078 |
| Columbia, Mo. | 9,662 |
| Columbia, Pa. | 11,454 |
| Columbia, S.C. | 26,319 |
| Columbia, Tenn. | 5,754 |
| Columbus, Ga. | 20,554 |
| Columbus, Ind. | 8,813 |
| Columbus, Miss. | 8,988 |
| Columbus, Neb. | 5,014 |
| Columbus, O. | 181,511 |
| Concord, N.H. | 21,497 |
| Concord, N.C. | 8,715 |
| Conneaut, Ohio | 8,319 |
| Connellsville, Pa. | 12,845 |
| Connersville, Ind. | 7,738 |
| Conshohocken, Pa. | 7,480 |
| Coraopolis, Pa. | 5,252 |
| Cordele, Ga. | 5,883 |
| Corinth, Miss. | 5,020 |
| Corning, N.Y. | 13,730 |
| Corpus Christi, Tex. | 8,222 |
| Corry, Pa. | 5,991 |
| Corsicana, Tex. | 9,749 |
| Cortland, N.Y. | 11,504 |
| Coshocton, Ohio | 9,603 |
| Council Bluffs, Iowa | 29,292 |
| Covington, Ky. | 53,270 |
| Cranston, R.I. | 21,107 |
| Crawfordsville, Ind. | 9,371 |
| Creston, Iowa | 6,924 |
| Cripple Creek, Colo. | 6,206 |
| Crookston, Minn. | 7,559 |
| Crowley, La. | 5,099 |
| Cumberland, Md. | 21,839 |
| Dallas, Tex. | 92,104 |
| Dalton, Ga. | 5,324 |
| Danbury, Conn. | 20,234 |
| Danville, Ill. | 27,871 |
| Danville, Ky. | 5,420 |
| Danville, Pa. | 7,517 |
| Danville, Va. | 19,020 |
| Darby, Pa. | 6,305 |
| Davenport, Iowa | 43,028 |
| Dayton, Ky. | 6,979 |
| Dayton, Ohio | 116,577 |
| Decatur, Ill. | 31,140 |

| | |
|------------------------|---------|
| Defiance, Ohio | 7,327 |
| Dekalb, Ill. | 8,102 |
| Delaware, Ohio | 9,076 |
| Delphos, Ohio | 5,038 |
| Denison, Tex. | 13,632 |
| Denver, Colo. | 213,381 |
| Derby, Conn. | 8,991 |
| Des Moines, Iowa | 86,368 |
| Detroit, Mich. | 465,766 |
| Devils Lake, N. Dak. | 5,157 |
| Dickson City, Pa. | 9,331 |
| Dixon, Ill. | 7,216 |
| Donora, Pa. | 8,174 |
| Dothan, Ala. | 7,016 |
| Douglas, Ariz. | 6,437 |
| Dover, N.H. | 13,247 |
| Dover, N.J. | 7,468 |
| Dowagiac, Mich. | 5,088 |
| Dublin, Ga. | 5,795 |
| Dubois, Pa. | 12,623 |
| Dubuque, Iowa | 38,494 |
| Duluth, Minn. | 78,466 |
| Dunkirk, N.Y. | 17,221 |
| Dunmore, Pa. | 17,615 |
| Duquesne, Pa. | 15,727 |
| Duquoin, Ill. | 5,454 |
| Durant, Okla. | 5,330 |
| Durham, N.C. | 18,241 |
| Duryea, Pa. | 7,487 |
| East Chicago, Ind. | 19,098 |
| East Cleveland, Ohio | 9,179 |
| East Conemaugh, Pa. | 5,046 |
| East Liverpool, Ohio | 20,387 |
| Easton, Pa. | 28,523 |
| East Orange, N.J. | 34,371 |
| East Pittsburg, Pa. | 5,615 |
| East Saint Louis, Ill. | 58,547 |
| Eau Claire, Wis. | 18,310 |
| Edwardsville, Ill. | 5,014 |
| Edwardsville, Pa. | 8,407 |
| Elberton, Ga. | 6,483 |
| Elgin, Ill. | 25,976 |
| Elizabeth, N.J. | 73,409 |
| Elizabeth City, N.C. | 8,412 |
| Elkhart, Ind. | 19,282 |
| Elkins, W. Va. | 5,260 |
| Elmira, N.Y. | 37,176 |
| El Paso, Tex. | 39,279 |
| El Reno, Okla. | 7,872 |
| Elwood, Ind. | 11,028 |
| Elyria, Ohio | 14,825 |
| Emporia, Kan. | 9,058 |
| Englewood, N.J. | 9,924 |
| Enid, Okla. | 13,799 |
| Ennis, Tex. | 5,669 |
| Erie, Pa. | 66,525 |
| Escanaba, Mich. | 13,194 |
| Etna, Pa. | 5,830 |
| Eugene, Ore. | 9,009 |
| Eureka, Cal. | 11,845 |
| Evanston, Ill. | 24,978 |
| Evansville, Ind. | 69,647 |
| Eveleth, Minn. | 7,036 |
| Everett, Mass. | 33,484 |
| Everett, Wash. | 24,814 |

| | |
|----------------------|---------|
| Fairbury, Neb. | 5,294 |
| Fairmont, W. Va. | 9,711 |
| Fall River, Mass. | 119,205 |
| Fargo, N. Dak. | 14,331 |
| Faribault, Minn. | 9,001 |
| Fayetteville, N.C. | 7,045 |
| Fergus Falls, Minn. | 6,887 |
| Findlay, Ohio | 14,858 |
| Fitchburg, Mass. | 37,826 |
| Fitzgerald, Ga. | 5,795 |
| Flat River, Mo. | 5,112 |
| Flint, Mich. | 38,550 |
| Florence, Ala. | 6,689 |
| Florence, S.C. | 7,057 |
| Fond du Lac, Wis. | 18,797 |
| Forest City, Pa. | 5,749 |
| Forest Park, Ill. | 6,594 |
| Fort Collins, Colo. | 8,210 |
| Fort Dodge, Iowa | 15,543 |
| Fort Madison, Iowa | 8,900 |
| Fort Scott, Kan. | 10,463 |
| Fort Smith, Ark. | 23,975 |
| Fort Wayne, Ind. | 63,933 |
| Fort Worth, Tex. | 73,312 |
| Fostoria, Ohio | 9,597 |
| Frankfort, Ind. | 8,634 |
| Frankfort, Ky. | 10,465 |
| Franklin, N.H. | 6,132 |
| Franklin, Pa. | 9,767 |
| Frederick, Md. | 10,411 |
| Fredericksburg, Va. | 5,874 |
| Fredonia, N.Y. | 5,285 |
| Freeland, Pa. | 6,197 |
| Freeport, Ill. | 17,567 |
| Fremont, Neb. | 8,718 |
| Fremont, Ohio | 9,939 |
| Fresno, Cal. | 24,892 |
| Frostburg, Md. | 6,028 |
| Fulton, Mo. | 5,228 |
| | |
| Fulton, N.Y. | 10,480 |
| | |
| Gadsden, Ala. | 10,557 |
| Gainesville, Fla. | 6,183 |
| Gainesville, Ga. | 5,925 |
| Gainesville, Tex. | 7,624 |
| Galena, Kan. | 6,096 |
| Galesburg, Ill. | 22,089 |
| Galion, Ohio | 7,214 |
| Gallipolis, Ohio | 5,560 |
| Galveston, Tex. | 36,981 |
| Gardiner, Me. | 5,311 |
| Garfield, N.J. | 10,213 |
| Gary, Ind. | 16,802 |
| Gastonia, N.C. | 5,759 |
| Geneva, N.Y. | 12,446 |
| Georgetown, S.C. | 5,530 |
| Gilberton, Pa. | 5,401 |
| Glassport, Pa. | 5,540 |
| Glens Falls, N.Y. | 15,243 |
| Globe, Ariz. | 7,083 |
| Gloucester, Mass. | 24,398 |
| Gloucester, N.J. | 9,462 |
| Gloversville, N.Y. | 20,642 |
| Goldsboro, N.C. | 6,107 |
| Goshen, Ind. | 8,514 |
| Grafton, W. Va. | 7,563 |
| Grand Forks, N. Dak. | 12,478 |

| | |
|-----------------------|---------|
| Grand Haven, Mich. | 5,856 |
| Grand Island, Neb. | 10,326 |
| Grand Junction, Colo. | 7,754 |
| Grand Rapids, Mich. | 112,571 |
| Grand Rapids, Wis. | 6,521 |
| Granite, Ill. | 9,903 |
| Great Falls, Mont. | 13,948 |
| Greeley, Colo. | 8,179 |
| Green Bay, Wis. | 25,236 |
| Greensboro, N.C. | 15,895 |
| Greensburg, Ind. | 5,420 |
| Greensburg, Pa. | 13,012 |
| Greenville, Miss. | 9,610 |
| Greenville, Ohio | 6,237 |
| Greenville, Pa. | 5,909 |
| Greenville, S.C. | 15,741 |
| Greenville, Tex. | 8,850 |
| Greenwood, Miss. | 5,836 |
| Greenwood, S.C. | 6,614 |
| Griffin, Ga. | 7,478 |
| Grinnell, Iowa | 5,036 |
| Guayama, P.R. | 8,321 |
| Gulfport, Miss. | 6,386 |
| Guttenberg, N.J. | 5,647 |
| Guthrie, Okla. | 11,648 |
| Hackensack, N.J. | 14,050 |
| Hagerstown, Md. | 16,507 |
| Hamilton, Ohio | 35,279 |
| Hammond, Ind. | 20,925 |
| Hammonton, N.J. | 5,088 |
| Hampton, Va. | 5,505 |
| Hancock, Mich. | 8,981 |
| Hannibal, Mo. | 18,341 |
| Hanover, Pa. | 7,057 |
| Harrisburg, Ill. | 5,309 |
| Harrisburg, Pa. | 64,186 |
| Harrison, N.J. | 14,498 |
| Hartford, Conn. | 98,915 |
| Hartford City, Ind. | 6,187 |
| Harvey, Ill. | 7,227 |
| Hattiesburg, Miss. | 11,733 |
| Haverhill, Mass. | 44,115 |
| Haverstraw, N.Y. | 5,669 |
| Hastings, Nebr. | 9,338 |
| Hazleton, Pa. | 25,452 |
| Helena, Ark. | 8,772 |
| Helena, Mont. | 12,515 |
| Henderson, Ky. | 11,452 |
| Herkimer, N.Y. | 7,520 |
| Herrin, Ill. | 6,861 |
| Hibbing, Minn. | 8,832 |
| High Point, N. Car. | 9,525 |
| Hillsboro, Tex. | 6,115 |
| Hillsdale, Mich. | 5,001 |
| Hilo, Hawaii | 6,745 |
| Hoboken, N.J. | 70,324 |
| Holland, Mich. | 10,490 |
| Holyoke, Mass. | 57,730 |
| Homestead, Pa. | 18,713 |
| Honolulu, Hawaii | 52,183 |
| Hoosick Falls, N.Y. | 5,532 |
| Hopkinsville, Ky. | 9,419 |
| Hoquiam, Wash. | 8,171 |
| Hornell, N.Y. | 13,617 |
| Hot Springs, Ark. | 14,434 |
| Houghton, Mich. | 5,113 |

| | |
|-----------------------|---------|
| Houlton, Me. | 5,845 |
| Houma, La. | 5,024 |
| Houston, Tex. | 78,800 |
| Houston Heights, Tex. | 6,984 |
| Hudson, N.Y. | 11,417 |
| Hudson Falls, N.Y. | 5,189 |
| Huntingdon, Pa. | 6,861 |
| Huntington, Ind. | 10,272 |
| Huntington, W. Va. | 31,161 |
| Huntsville, Ala. | 7,611 |
| Huron, S. Dak. | 5,791 |
| Hutchinson, Kan. | 16,364 |
| Ilion, N.Y. | 6,588 |
| Independence, Kan. | 10,480 |
| Independence, Mo. | 9,859 |
| Indiana, Pa. | 5,749 |
| Indianapolis, Ind. | 233,650 |
| Iola, Kan. | 9,032 |
| Ionia, Mich. | 5,030 |
| Iowa City, Iowa | 10,091 |
| Iron Mountain, Mich. | 9,216 |
| Ironton, Ohio | 13,147 |
| Ironwood, Mich. | 12,821 |
| Irvington, N.J. | 11,877 |
| Ishpeming, Mich. | 12,448 |
| Ithaca, N.Y. | 14,802 |
| Jackson, Mich. | 31,433 |
| Jackson, Miss. | 21,262 |
| Jackson, Ohio | 5,468 |
| Jackson, Tenn. | 15,779 |
| Jacksonville, Fla. | 57,699 |
| Jacksonville, Ill. | 15,326 |
| Jamestown, N.Y. | 31,297 |
| Janesville, Wis. | 13,894 |
| Jeannette, Pa. | 8,077 |
| Jefferson City, Mo. | 11,850 |
| Jeffersonville, Ind. | 10,412 |
| Jersey City, N.J. | 267,779 |
| Jersey Shore, Pa. | 5,381 |
| Johnson City, Tenn. | 8,502 |
| Johnstown, N.Y. | 10,447 |
| Johnstown, Pa. | 55,482 |
| Joliet, Ill. | 34,670 |
| Jonesboro, Ark. | 7,123 |
| Joplin, Mo. | 32,073 |
| Junction City, Kan. | 5,598 |
| Juniata, Pa. | 5,285 |
| Kalamazoo, Mich. | 39,437 |
| Kalispell, Mont. | 5,549 |
| Kane, Pa. | 6,626 |
| Kankakee, Ill. | 13,986 |
| Kansas City, Kan. | 82,331 |
| Kansas City, Mo. | 248,381 |
| Kearney, Neb. | 6,202 |
| Kearny, N.J. | 18,659 |
| Keene, N.H. | 10,068 |
| Kenosha, Wis. | 21,371 |
| Kenton, Ohio | 7,185 |
| Keokuk, Iowa | 14,008 |
| Kewanee, Ill. | 9,307 |
| Key West, Fla. | 19,945 |
| Kingston, N.Y. | 25,908 |
| Kingston, Pa. | 6,449 |

| | |
|---------------------|---------|
| Kinston, N. Car. | 6,995 |
| Kirksville, Mo. | 6,347 |
| Knoxville, Pa. | 5,651 |
| Knoxville, Tenn. | 36,346 |
| Kokomo, Ind. | 17,010 |
| Lackawanna, N.Y. | 14,549 |
| Lacoma, N.H. | 10,183 |
| LaCrosse, Wis. | 30,417 |
| Lafayette, Ind. | 20,081 |
| Lafayette, La. | 6,392 |
| LaGrange, Ga. | 5,587 |
| LaGrange, Ill. | 5,282 |
| Lake Charles, La. | 11,449 |
| Lake City, Fla. | 5,032 |
| Lakewood, Ohio | 15,181 |
| Lancaster, Ohio | 13,093 |
| Lancaster, Pa. | 47,227 |
| Lansford, Pa. | 8,321 |
| Lansing, Mich. | 31,229 |
| Laporte, Ind. | 10,525 |
| Laramie, Wyo. | 8,237 |
| Laredo, Tex. | 14,855 |
| Larksville, Pa. | 9,288 |
| La Salle, Ill. | 11,537 |
| Latrobe, Pa. | 8,777 |
| Laurel, Miss. | 8,465 |
| Laurium, Mich. | 8,537 |
| Lawrence, Kan. | 12,374 |
| Lawrence, Mass. | 85,892 |
| Lawton, Okla. | 7,788 |
| Lead, S. Dak. | 8,392 |
| Leadville, Colo. | 7,508 |
| Leavenworth, Kan. | 19,363 |
| Lebanon, Ind. | 5,474 |
| Lebanon, Pa. | 19,240 |
| Lehighton, Pa. | 5,316 |
| Lewiston, Idaho | 6,043 |
| Lewiston, Me. | 26,247 |
| Lewistown, Pa. | 8,166 |
| Lexington, Ky. | 35,099 |
| Lexington, Mo. | 5,242 |
| Lima, Ohio | 30,508 |
| Lincoln, Ill. | 10,892 |
| Lincoln, Neb. | 43,973 |
| Linton, Ind. | 5,906 |
| Litchfield, Ill. | 5,971 |
| Little Falls, Minn. | 6,078 |
| Little Falls, N.Y. | 12,273 |
| Little Rock, Ark. | 45,941 |
| Livingston, Mont. | 5,359 |
| Lock Haven, Pa. | 7,772 |
| Lockport, N.Y. | 17,970 |
| Logan, Utah | 7,522 |
| Logansport, Ind. | 19,050 |
| Long Beach, Cal. | 17,809 |
| Long Branch, N.J. | 13,298 |
| Longview, Tex. | 5,155 |
| Lorain, Ohio | 28,883 |
| Los Angeles, Cal. | 319,198 |
| Louisville, Ky. | 223,928 |
| Lowell, Mass. | 166,294 |
| Ludington, Mich. | 9,132 |
| Luzerne, Pa. | 5,426 |
| Lynchburg, Va. | 29,494 |
| Lynn, Mass. | 89,336 |

| | |
|----------------------|---------|
| McAlester, Okla. | 12,954 |
| McComb, Miss. | 6,237 |
| McKeesport, Pa. | 42,694 |
| McKees Rocks, Pa. | 14,702 |
| Macomb, Ill. | 5,774 |
| Macon, Ga. | 40,665 |
| Madison, Ill. | 5,046 |
| Madison, Ind. | 6,934 |
| Madison, Wis. | 25,531 |
| Madisonville, Ohio | 5,193 |
| Mahanoy City, Pa. | 15,936 |
| Malden, Mass. | 44,404 |
| Malone, N.Y. | 6,467 |
| Mamaroneck, N.Y. | 5,699 |
| Manchester, N.H. | 70,063 |
| Manhattan, Kan. | 5,722 |
| Manistee, Mich. | 12,381 |
| Manitowoc, Wis. | 13,027 |
| Mankato, Minn. | 10,365 |
| Mansfield, Ohio | 20,768 |
| Marietta, Ga. | 5,949 |
| Marietta, Ohio | 12,923 |
| Marinette, Wis. | 14,610 |
| Marion, Ill. | 7,093 |
| Marion, Ind. | 19,359 |
| Marion, Ohio | 18,232 |
| Marlboro, Mass. | 14,579 |
| Marquette, Mich. | 11,503 |
| Marshall, Tex. | 11,452 |
| Marshalltown, Iowa | 13,374 |
| Marshfield, Wis. | 5,783 |
| Martinsburg, W. Va. | 10,698 |
| Martins Ferry, Ohio | 9,133 |
| Marysville, Cal. | 5,430 |
| Mason City, Iowa | 11,230 |
| Massillon, Ohio | 13,879 |
| Matteawan, N.Y. | 6,727 |
| Mayaguez, P.R. | 16,591 |
| Mattoon, Ill. | 11,456 |
| Mayfield, Ky. | 5,916 |
| Maysville, Ky. | 6,141 |
| Maywood, Ill. | 8,033 |
| Meadville, Pa. | 12,780 |
| Mechanicsville, N.Y. | 6,634 |
| Medford, Mass. | 23,150 |
| Medford, Ore. | 8,840 |
| Medina, N.Y. | 5,683 |
| Melrose, Mass. | 15,715 |
| Memphis, Tenn. | 131,105 |
| Menasha, Wis. | 6,081 |
| Menominee, Mich. | 10,507 |
| Menomonee, Wis. | 5,036 |
| Meriden, Conn. | 27,265 |
| Meridian, Miss. | 23,285 |
| Merrill, Wis. | 8,689 |
| Mexico, Mo. | 5,939 |
| Miami, Fla. | 5,471 |
| Michigan City, Ind. | 19,027 |
| Middlesboro, Ky. | 7,305 |
| Middletown, Conn. | 11,851 |
| Middletown, N.Y. | 15,313 |
| Middletown, Ohio | 13,152 |
| Middletown, Pa. | 5,374 |
| Millvale, Pa. | 7,861 |
| Millville, N.J. | 12,451 |
| Milton, Pa. | 7,460 |
| Milwaukee, Wis. | 373,857 |
| Minersville, Pa. | 7,240 |

| | |
|----------------------|---------|
| Minneapolis, Minn. | 301,408 |
| Minot, N. Dak. | 6,188 |
| Mishawaka, Ind. | 11,886 |
| Missoula, Mont. | 12,869 |
| Mitchell, S. Dak. | 6,515 |
| Moberly, Mo. | 10,923 |
| Mobile, Ala. | 51,521 |
| Moline, Ill. | 24,199 |
| Monessen, Pa. | 11,775 |
| Monmouth, Ill. | 9,128 |
| Monongahela, Pa. | 7,598 |
| Monroe, La. | 10,209 |
| Monroe, Mich. | 6,893 |
| Montclair, N.J. | 21,550 |
| Montgomery, Ala. | 38,136 |
| Montpelier, Vt. | 7,856 |
| Moorhead, Minn. | 4,840 |
| Morenci, Ariz. | 5,010 |
| Morgan City, La. | 5,477 |
| Morgantown, W. Va. | 9,150 |
| Morristown, N.J. | 12,507 |
| Moundsville, W. Va. | 8,918 |
| Mount Carmel, Ill. | 6,934 |
| Mount Carmel, Pa. | 17,532 |
| Mount Clemens, Mich. | 7,707 |
| Mount Pleasant, Pa. | 5,812 |
| Mount Vernon, Ill. | 8,007 |
| Mount Vernon, Ind. | 5,563 |
| Mount Vernon, N.Y. | 30,919 |
| Mount Vernon, Ohio | 9,087 |
| Muncie, Ind. | 24,005 |
| Munhall, Pa. | 5,185 |
| Murphysboro, Ill. | 7,485 |
| Muscatine, Iowa | 16,178 |
| Muskegon, Mich. | 24,062 |
| Muskogee, Okla. | 25,278 |
| Nanticoke, Pa. | 18,877 |
| Napa, Cal. | 5,791 |
| Nashua, N.H. | 26,005 |
| Nashville, Tenn. | 110,364 |
| Natchez, Miss. | 11,791 |
| Naugatuck, Conn. | 12,722 |
| Nebraska City, Neb. | 5,488 |
| Neenah, Wis. | 5,734 |
| Negaunee, Mich. | 8,460 |
| Nelsonville, Ohio | 6,082 |
| Nevada, Mo. | 7,176 |
| New Albany, Ind. | 20,629 |
| Newark, N.J. | 347,469 |
| Newark, N.Y. | 6,227 |
| Newark, Ohio | 25,404 |
| New Bedford, Mass. | 96,652 |
| Newbern, N. Car. | 9,961 |
| Newberry, S. Car. | 5,028 |
| New Brighton, Pa. | 8,329 |
| New Britain, Conn. | 43,916 |
| New Brunswick, N.J. | 23,388 |
| Newburg, Ohio | 5,813 |
| Newburgh, N.Y. | 27,805 |
| Newburyport, Mass. | 14,949 |
| Newcastle, Ind. | 9,446 |
| Newcastle, Pa. | 36,280 |
| New Decatur, Ala. | 6,118 |
| New Haven, Conn. | 133,695 |
| New Iberia, La. | 7,499 |
| New Kensington, Pa. | 7,707 |

| | |
|------------------------|-----------|
| New London, Conn. | 19,659 |
| Newnan, Ga. | 5,548 |
| New Orleans, La. | 339,075 |
| New Philadelphia, Ohio | 8,542 |
| Newport, Ky. | 30,309 |
| Newport, R.I. | 27,149 |
| Newport News, Va. | 20,205 |
| New Rochelle, N.Y. | 28,867 |
| Newton, Kan. | 7,862 |
| Newton, Mass. | 39,806 |
| New Ulm, Minn. | 5,648 |
| New York, N.Y. | 4,766,883 |
| Niagara Falls, N.Y. | 30,445 |
| Niles, Mich. | 5,156 |
| Niles, Ohio | 8,361 |
| Noblesville, Ind. | 5,073 |
| Norfolk, Neb. | 6,025 |
| Norfolk, Va. | 67,452 |
| Norristown, Pa. | 27,875 |
| North Adams, Mass. | 22,019 |
| Northampton, Mass. | 19,431 |
| Northampton, Pa. | 8,729 |
| North Braddock, Pa. | 11,824 |
| North Plainfield, N.J. | 6,117 |
| North Tarrytown, N.Y. | 5,421 |
| North Tonawanda, N.Y. | 11,955 |
| North Yakima, Wash. | 14,082 |
| Norwalk, Conn. | 6,954 |
| Norwalk, Ohio | 7,858 |
| Norwich, Conn. | 20,367 |
| Norwich, N.Y. | 7,422 |
| Norwood, Ohio | 16,185 |
| Nutley, N.J. | 6,009 |
| Oakland, Cal. | 150,174 |
| Oak Park, Ill. | 19,444 |
| Oconto, Wis. | 5,629 |
| Oelwein, Iowa | 6,028 |
| Ogden, Utah | 25,580 |
| Ogdensburg, N.Y. | 15,933 |
| Oil City, Pa. | 15,657 |
| Oklahoma, Okla. | 64,205 |
| Old Forge, Pa. | 11,324 |
| Old Town, Me. | 6,317 |
| Olean, N.Y. | 14,743 |
| Olney, Ill. | 5,011 |
| Olympia, Wash. | 6,996 |
| Olyphant, Pa. | 8,505 |
| Omaha, Neb. | 124,096 |
| Oneida, N.Y. | 8,317 |
| Oneonta, N.Y. | 9,491 |
| Orange, N.J. | 29,630 |
| Orange, Tex. | 5,527 |
| Orangeburg, S. Car. | 5,906 |
| Oskaloosa, Iowa | 9,466 |
| Oshkosh, Wis. | 33,062 |
| Ossining, N.Y. | 11,480 |
| Oswego, N.Y. | 23,368 |
| Ottawa, Ill. | 9,535 |
| Ottawa, Kan. | 7,650 |
| Ottumwa, Iowa | 22,012 |
| Owatonna, Minn. | 5,658 |
| Owensboro, Ky. | 16,011 |
| Owosso, Mich. | 9,639 |
| Paducah, Ky. | 22,760 |
| Painesville, Ohio | 5,501 |

| | |
|---------------------|-----------|
| Palestine, Tex. | 10,482 |
| Pana, Ill. | 6,055 |
| Paragould, Ark. | 5,248 |
| Paris, Ill. | 7,664 |
| Paris, Ky. | 5,859 |
| Paris, Tex. | 11,269 |
| Park City, Tenn. | 5,126 |
| Parkersburg, W. Va. | 17,842 |
| Parsons, Kan. | 12,463 |
| Pasadena, Cal. | 30,291 |
| Passaic, N.J. | 54,773 |
| Paterson, N.J. | 125,600 |
| Pawtucket, R.I. | 51,622 |
| Peekskill, N.Y. | 15,245 |
| Pekin, Ill. | 9,897 |
| Pensacola, Fla. | 22,982 |
| Peoria, Ill. | 66,950 |
| Perth Amboy, N.J. | 32,121 |
| Peru, Ill. | 7,984 |
| Peru, Ind. | 10,910 |
| Petaluma, Cal. | 5,880 |
| Petersburg, Va. | 24,127 |
| Philadelphia, Pa. | 1,549,008 |
| Phillipsburg, N.J. | 13,903 |
| Phoenix, Ariz. | 11,134 |
| Phoenixville, Pa. | 10,743 |
| Pine Bluff, Ark. | 15,102 |
| Piqua, Ohio | 13,388 |
| Pittsburg, Kans. | 14,755 |
| Pittsburg, Pa. | 533,905 |
| Pittsfield, Mass. | 32,121 |
| Pittston, Pa. | 16,267 |
| Plainfield, N.J. | 20,550 |
| Plattsburg, N.Y. | 11,138 |
| Plymouth, Pa. | 16,996 |
| Pocatello, Idaho | 9,110 |
| Pomona, Cal. | 10,207 |
| Ponce, P.R. | 35,027 |
| Pontiac, Ill. | 6,090 |
| Pontiac, Mich. | 14,532 |
| Poplar Bluff, Mo. | 6,916 |
| Portage, Wis. | 5,440 |
| Port Arthur, Tex. | 7,663 |
| Port Chester, N.Y. | 12,809 |
| Port Huron, Mich. | 18,863 |
| Port Jervis, N.Y. | 9,564 |
| Portland, Ind. | 5,130 |
| Portland, Me. | 58,571 |
| Portland, Ore. | 207,214 |
| Portsmouth, N.H. | 11,269 |
| Portsmouth, Ohio | 23,481 |
| Portsmouth, Va. | 33,190 |
| Pottstown, Pa. | 15,599 |
| Pottsville, Pa. | 20,236 |
| Poughkeepsie, N.Y. | 27,936 |
| Prescott, Ariz. | 5,092 |
| Presque Isle, Me. | 5,179 |
| Princeton, Ind. | 6,448 |
| Princeton, N.J. | 5,136 |
| Providence, R.I. | 224,326 |
| Provo, Utah | 8,925 |
| Pueblo, Colo. | 44,395 |
| Punxsutawney, Pa. | 9,058 |
| Putnam, Conn. | 6,637 |
| Quincy, Ill. | 36,587 |
| Quincy, Mass. | 32,642 |

| | |
|----------------------------------|---------|
| Racine, Wis. | 38,002 |
| Rahway, N.J. | 9,337 |
| Raleigh, N. Car. | 19,218 |
| Rankin, Pa. | 6,042 |
| Ravenna, Ohio | 5,310 |
| Reading, Pa. | 96,071 |
| Red Bank, N.J. | 7,398 |
| Redlands, Cal. | 10,449 |
| Red Wing, Minn. | 9,048 |
| Reno, Nev. | 10,867 |
| Rensselaer, N.Y. | 10,711 |
| Rhineland, Wis. | 5,637 |
| Richmond, Cal. | 6,802 |
| Richmond, Ind. | 22,324 |
| Richmond, Ky. | 5,340 |
| Richmond, Va. | 127,628 |
| Ridgewood, N.J. | 5,416 |
| Ridgeway, Pa. | 5,408 |
| Riverside, Cal. | 15,212 |
| Roanoke, Va. | 34,874 |
| Rochester, Minn. | 7,844 |
| Rochester, N.H. | 8,868 |
| Rochester, N.Y. | 218,147 |
| Rochester, Pa. | 5,903 |
| Rockford, Ill. | 45,401 |
| Rock Hill, S. Car. | 7,216 |
| Rock Island, Ill. | 24,335 |
| Rockland, Me. | 8,174 |
| Rock Springs, Wyo. | 5,778 |
| Rockville, Conn. | 7,977 |
| Rocky Mount, N. Car. | 8,051 |
| Rome, Ga. | 12,099 |
| Rome, N.Y. | 20,497 |
| Roosevelt, N.J. | 5,786 |
| Rosedale, Kan. | 5,960 |
| Roswell, N. Mex. | 6,172 |
| Rumford Falls, Me. | 5,427 |
| Rutherford, N.J. | 7,045 |
| Rutland, Vt. | 13,546 |
| | |
| Saco, Me. | 6,583 |
| Sacramento, Cal. | 44,696 |
| Saginaw, Mich. | 50,510 |
| Saint Albans, Vt. | 6,381 |
| Saint Augustine, Fla. | 5,494 |
| Saint Bernard, Ohio | 5,092 |
| Saint Charles, Mo. | 9,437 |
| Saint Clair, Allegheny Co., Pa. | 5,640 |
| Saint Clair, Schuylkill Co., Pa. | 6,455 |
| Saint Cloud, Minn. | 10,600 |
| Saint Johnsbury, Vt. | 6,693 |
| Saint Joseph, Mich. | 5,936 |
| Saint Joseph, Mo. | 77,403 |
| Saint Louis, Mo. | 687,029 |
| Saint Marys, Ohio | 5,732 |
| Saint Marys, Pa. | 6,346 |
| Saint Paul, Minn. | 214,744 |
| Salamanca, N.Y. | 5,792 |
| Salem, Mass. | 43,697 |
| Salem, N.J. | 6,614 |
| Salem, Ohio | 8,943 |
| Salem, Ore. | 14,094 |
| Salina, Kan. | 9,688 |
| Salisbury, Md. | 6,690 |
| Salisbury, N. Car. | 7,153 |
| Salt Lake City, Utah | 92,777 |

| | |
|---------------------------|---------|
| San Angelo, Tex. | 10,321 |
| San Antonio, Tex. | 96,614 |
| San Bernardino, Cal. | 12,779 |
| San Diego, Cal. | 39,578 |
| Sandusky, Ohio | 19,989 |
| Sanford, Me. | 9,049 |
| San Francisco, Cal. | 416,912 |
| San Jose, Cal. | 28,946 |
| San Juan, P.R. | 48,716 |
| San Luis Obispo, Cal. | 5,157 |
| San Rafael, Cal. | 5,934 |
| Santa Ana, Cal. | 8,429 |
| Santa Barbara, Cal. | 11,659 |
| Santa Cruz, Cal. | 11,146 |
| Santa Fe, N. Mex. | 5,072 |
| Santa Monica, Cal. | 7,847 |
| Santa Rosa, Cal. | 7,817 |
| Sapulpa, Okla. | 8,283 |
| Saratoga Springs, N.Y. | 12,693 |
| Sault Sainte Marie, Mich. | 12,615 |
| Savannah, Ga. | 65,064 |
| Sayre, Pa. | 6,426 |
| Schenectady, N.Y. | 72,826 |
| Scottsdale, Pa. | 5,456 |
| Scranton, Pa. | 129,867 |
| Seattle, Wash. | 237,194 |
| Sedalia, Mo. | 17,822 |
| Salma, Ala. | 13,649 |
| Seneca Falls, N.Y. | 6,588 |
| Seymour, Ind. | 6,305 |
| Shamokin, Pa. | 19,588 |
| Sharon, Pa. | 15,270 |
| Sharpsburg, Pa. | 8,153 |
| Shawnee, Okla. | 12,474 |
| Sheboygan, Wis. | 26,398 |
| Shelbyville, Ind. | 9,500 |
| Shenandoah, Pa. | 25,774 |
| Sheridan, Wyo. | 8,408 |
| Sherman, Tex. | 12,412 |
| Shreveport, La. | 28,015 |
| Sidney, Ohio | 6,607 |
| Sioux City, Iowa | 47,828 |
| Sioux Falls, S. Dak. | 14,094 |
| Skowhegan, Me. | 5,341 |
| Solvay, N.Y. | 5,139 |
| Semersworth, N.H. | 6,704 |
| Somerville, Mass. | 77,236 |
| Somerville, N.J. | 5,060 |
| South Amboy, N.J. | 7,007 |
| South Bend, Ind. | 53,684 |
| South Bethlehem, Pa. | 19,973 |
| South Milwaukee, Wis. | 6,092 |
| South Norwalk, Conn. | 8,968 |
| South Omaha, Neb. | 26,259 |
| South Orange, N.J. | 6,014 |
| South Portland, Me. | 7,471 |
| South Sharon, Pa. | 10,190 |
| Spartanburg, S. Car. | 17,517 |
| Spokane, Wash. | 104,402 |
| Springfield, Ill. | 51,678 |
| Springfield, Mass. | 88,926 |
| Springfield, Mo. | 35,201 |
| Springfield, Ohio | 46,921 |
| Spring Valley, Ill. | 7,035 |
| Stamford, Conn. | 25,138 |
| Staunton, Ill. | 5,048 |
| Staunton, Va. | 10,604 |

| | |
|-----------------------|---------|
| Steelton, Pa. | 14,246 |
| Sterling, Ill. | 7,467 |
| Steubenville, Ohio | 22,391 |
| Stevens Point, Wis. | 8,692 |
| Stillwater, Minn. | 10,198 |
| Stockton, Cal. | 23,253 |
| Streator, Ill. | 14,253 |
| Suffolk, Va. | 7,008 |
| Sulphur Springs, Tex. | 5,151 |
| Summit, N.J. | 7,500 |
| Sumter, S. Car. | 8,109 |
| Sunbury, Pa. | 13,770 |
| Superior, Wis. | 40,384 |
| Swissvale, Pa. | 7,381 |
| Swoyersville, Pa. | 5,396 |
| Syracuse, N.Y. | 137,249 |
| Tacoma, Wash. | 83,743 |
| Talladega, Ala. | 5,854 |
| Tallahassee, Fla. | 5,018 |
| Tamaqua, Pa. | 9,462 |
| Tampa, Fla. | 37,782 |
| Tarentum, Pa. | 7,414 |
| Tarrytown, N.Y. | 5,600 |
| Taunton, Mass. | 34,259 |
| Taylor, Pa. | 9,060 |
| Taylor, Tex. | 5,314 |
| Taylorville, Ill. | 5,446 |
| Temple, Tex. | 10,993 |
| Terrell, Tex. | 7,050 |
| Terre Haute, Ind. | 58,157 |
| Texarkana, Ark. | 5,655 |
| Texarkana, Tex. | 9,790 |
| Thomasville, Ga. | 6,727 |
| Three Rivers, Mich. | 5,072 |
| Throop, Pa. | 5,133 |
| Tiffin, Ohio | 11,894 |
| Titusville, Pa. | 8,533 |
| Toledo, Ohio | 168,497 |
| Tonawanda, N.Y. | 8,290 |
| Topeka, Kan. | 43,684 |
| Torrington, Conn. | 15,483 |
| Traverse City, Mich. | 12,115 |
| Trenton, Mo. | 5,656 |
| Trenton, N.J. | 96,815 |
| Trinidad, Colo. | 10,204 |
| Troy, N.Y. | 76,813 |
| Troy, Ohio | 6,122 |
| Tucson, Ariz. | 13,193 |
| Tulsa, Okla. | 18,182 |
| Tuscaloosa, Ala. | 8,407 |
| Twin Falls, Idaho | 5,258 |
| Tyler, Tex. | 10,400 |
| Tyrone, Pa. | 7,176 |
| Union, N.J. | 21,023 |
| Union, S. Car. | 5,623 |
| Uniontown, Pa. | 13,344 |
| Urbana, Ill. | 8,245 |
| Urbana, Ohio | 7,739 |
| Utica, N.Y. | 74,419 |
| Valdosta, Ga. | 7,656 |
| Vallejo, Cal. | 11,340 |
| Valparaiso, Ind. | 6,987 |
| Vancouver, Wash. | 9,300 |
| Van Wert, Ohio | 7,157 |

| | |
|-----------------------|---------|
| Vicksburg, Miss. | 20,814 |
| Vincennes, Ind. | 14,895 |
| Vineland, N.J. | 5,282 |
| Virginia, Minn. | 10,473 |
| Wabash, Ind. | 8,687 |
| Waco, Tex. | 26,425 |
| Walla Walla, Wash. | 19,364 |
| Wallingford, Conn. | 8,690 |
| Waltham, Mass. | 27,834 |
| Wapakoneta, Ohio | 5,349 |
| Warren, Ohio | 11,081 |
| Warren, Pa. | 11,080 |
| Warwick, R.I. | 26,629 |
| Washington, D.C. | 331,069 |
| Washington, Ind. | 7,854 |
| Washington, N. Car. | 6,211 |
| Washington, Pa. | 18,778 |
| Washington C.H., Ohio | 7,277 |
| Waterbury, Conn. | 73,141 |
| Waterloo, Iowa | 26,693 |
| Watertown, N.Y. | 26,730 |
| Watertown, S. Dak. | 7,010 |
| Watertown, Wis. | 8,829 |
| Waterville, Me. | 11,458 |
| Watervliet, N.Y. | 15,074 |
| Waukegan, Ill. | 16,069 |
| Waukesha, Wis. | 8,740 |
| Wausau, Wis. | 16,560 |
| Waxahachie, Tex. | 6,205 |
| Waycross, Ga. | 14,485 |
| Waynesboro, Pa. | 7,199 |
| Weatherford, Tex. | 5,074 |
| Webb City, Mo. | 11,817 |
| Webster City, Iowa | 5,208 |
| Webster Groves, Mo. | 7,080 |
| Wellington, Kan. | 7,034 |
| Wellston, Mo. | 7,312 |
| Wellston, Ohio | 6,875 |
| Wellsville, Ohio | 7,769 |
| West Allis, Wis. | 6,645 |
| West Berwick, Pa. | 5,512 |
| Westbrook, Me. | 8,281 |
| West Chester, Pa. | 11,767 |
| Westfield, N.J. | 6,420 |
| West Haven, Conn. | 8,543 |
| West Hoboken, N.J. | 35,403 |
| West New York, N.J. | 13,560 |
| West Orange, N.J. | 10,980 |
| West Pittston, Pa. | 6,848 |
| West Tampa, Fla. | 8,258 |
| Wheeling, W. Va. | 41,641 |
| White Plains, N.Y. | 15,949 |
| Whiting, Ind. | 6,587 |
| Wichita, Kan. | 52,450 |
| Wichita Falls, Tex. | 8,200 |
| Wilkes Barre, Pa. | 67,105 |
| Wilkinsburg, Pa. | 18,924 |
| Williamsport, Pa. | 31,860 |
| Willimantic, Conn. | 11,230 |
| Wilmerding, Pa. | 6,133 |
| Wilmington, Del. | 87,411 |
| Wilmington, N. Car. | 25,748 |
| Wilson, N. Car. | 6,717 |
| Winchester, Ky. | 7,156 |
| Winchester, Va. | 5,864 |

| | |
|------------------------|---------|
| Windber, Pa. | 8,013 |
| Winfield, Kan. | 6,700 |
| Winona, Minn. | 18,583 |
| Winsted, Conn. | 7,754 |
| Winston-Salem, N. Car. | 22,700 |
| Winton, Pa. | 5,280 |
| Woburn, Mass. | 15,308 |
| Woonsocket, R.I. | 38,125 |
| Wooster, Ohio | 6,136 |
| Worcester, Mass. | 145,986 |
| Wyandotte, Mich. | 8,287 |
| | |
| Xenia, Ohio | 8,706 |
| | |
| Yazoo City, Miss. | 6,796 |
| Yonkers, N.Y. | 79,803 |
| York, Neb. | 6,235 |
| York, Pa. | 44,750 |
| Youngstown, Ohio | 79,066 |
| Ypsilanti, Mich. | 6,230 |
| | |
| Zanesville, Ohio | 28,026 |

PRINCIPAL CITIES OF THE WORLD

[Pg 117]

The following list contains the principal towns of the world in all countries except the U.S.

| | |
|------------------------------|---------|
| Aachen, Germany | 144,095 |
| Aalborg, Denmark | 31,509 |
| Aalesund, Norway | 11,777 |
| Aarhus, Denmark | 55,193 |
| Abbeokuta, Yoruba | 150,000 |
| Aberdare, Wales | 43,357 |
| Aberdeen, Scotland | 167,537 |
| Abo, Russia | 42,680 |
| Accrington, England | 48,890 |
| Acireale, Italy | 35,418 |
| Acton, England | 37,744 |
| Adama, Turkey in Asia | 45,000 |
| Adelaide, Australia | 170,729 |
| Aden, Arabia | 42,758 |
| Adis Adeba, Abyssinia | 35,000 |
| Adrianople, Turkey in Europe | 70,000 |
| Agra, India | 188,022 |
| Aguascalientes, Mexico | 35,042 |
| Ahmadabad, India | 185,889 |
| Aidin, Turkey in Asia | 38,000 |
| Aix, France | 24,861 |
| Ajmer, India | 73,839 |
| Akerman, Russia | 32,470 |
| Akhmim, Egypt | 123,795 |
| Akita, Japan | 36,294 |
| | |
| Alajevla, Costa Rica | 5,674 |
| Alcano, Italy | 51,809 |
| Alcoy, Spain | 32,053 |
| Aldershot, England | 30,974 |
| Aleppo, Turkey in Asia | 200,000 |
| Alessandria, Italy | 71,298 |
| Alexandria, Egypt | 332,246 |
| Alexandropol, Russia | 30,616 |
| Alexandrovsk, Russia | 40,807 |

| | |
|----------------------------|---------|
| Algiers, Algeria | 96,542 |
| Alicante, Spain | 50,142 |
| Aligarh, India | 70,434 |
| Allahabad, India | 172,032 |
| Allenstein, Germany | 24,287 |
| Almeria, Spain | 47,326 |
| Alost, Belgium | 33,496 |
| Altenburg, Germany | 37,110 |
| Altendorf, Germany | 63,238 |
| Altona, Germany | 168,320 |
| Alwar, India | 56,771 |
| Ambala, India | 78,638 |
| Ambato, Ecuador | 10,000 |
| Amiens, France | 90,920 |
| Amoy, China | 114,000 |
| Amritsar, India | 162,429 |
| Amsterdam, Netherlands | 565,589 |
| Ancona, Italy | 56,835 |
| Anderlecht, Belgium | 51,921 |
| Andijan, Russia in Asia | 47,627 |
| Andria, Italy | 49,569 |
| Angers, France | 82,935 |
| Angouleme, France | 37,507 |
| Angra, Portugal | 10,788 |
| Antequera, Spain | 31,609 |
| Antofagasta, Chile | 32,496 |
| Antwerp, Belgium | 314,135 |
| Antung, China | 20,000 |
| Aomori, Japan | 47,206 |
| Apeldoorn, Netherlands | 34,890 |
| Aquila, Italy | 21,188 |
| Arad, Hungary | 56,260 |
| Arendal, Norway | 11,130 |
| Arequipa, Peru | 35,000 |
| Arezzo, Italy | 44,316 |
| Argao, P.I. | 35,448 |
| Arles, France | 29,000 |
| Armentieres, France | 29,000 |
| Arnheim, Netherlands | 63,987 |
| Arkhangelsk, Russia | 21,096 |
| Aschersleben, Germany | 27,315 |
| Ascoli, Italy | 28,882 |
| Ashkabad, Russia | 26,835 |
| Ashton-under-Lyne, England | 43,890 |
| Asnieres, France | 36,482 |
| Assiut, Egypt | 39,442 |
| Asti, Italy | 38,045 |
| Aston Manor, England | 77,310 |
| Astrakhan, Russia | 121,580 |
| Asuncion, Paraguay | 60,259 |
| Athens, Greece | 167,479 |
| Aubervilliers, France | 31,215 |
| Auckland, New Zealand | 82,101 |
| Augsburg, Germany | 94,923 |
| Aussig, Austria | 37,265 |
| Avellino, Italy | 23,760 |
| Avignon, France | 48,312 |
| Ayr, Scotland | 28,624 |
| Ayacucho, Peru | 14,346 |
| Ayuthia, Siam | 50,000 |
| Azof, Russia | 25,124 |
| Badjos, Spain | 30,899 |
| Bagdad, Turkey in Asia | 145,000 |
| Bahia, Ecuador | 8,000 |
| Bahia, Brazil | 230,000 |
| Bahia Blanca, Argentine | 37,755 |

| | |
|---------------------------------|-----------|
| Bahour, India | 56,595 |
| Baireuth, Germany | 29,397 |
| Bakhmut, Russia | 30,585 |
| Baku, Russia | 179,133 |
| Ballarat, Australia | 49,202 |
| Bamberg, Germany | 41,823 |
| Bangalore, India | 159,046 |
| Bangkok, Siam | 600,000 |
| Banjermassin, Borneo | 51,880 |
| Barcelona, Spain | 533,000 |
| Bareilly, India | 131,208 |
| Barfrush, Persia | 50,000 |
| Bari, Italy | 77,478 |
| Barile, P.I. | 31,617 |
| Barletta, Italy | 42,022 |
| Barmen, Germany | 156,080 |
| Barnaul, Russia in Asia | 29,850 |
| Barnsley, England | 41,083 |
| Baroda, India | 103,790 |
| Barquisimeto, Venezuela | 31,470 |
| Barranquilla, Colombia | 40,200 |
| Barrow-in-Furness, England | 62,996 |
| Basel, Switzerland | 129,600 |
| Basra, Turkey in Asia | 60,000 |
| Batangas, P.I. | 33,131 |
| Batavia, Java | 138,551 |
| Bath, England | 48,621 |
| Batley, England | 30,321 |
| Batum, Russia | 28,508 |
| Bauan, P.I. | 39,049 |
| Bautzen, Germany | 26,125 |
| Bayonne, France | 25,075 |
| Beaconsfield, Cape of Good Hope | 9,378 |
| Bedford, England | 35,144 |
| Beirut, Turkey in Asia | 120,000 |
| Bekes, Hungary | 37,547 |
| Belem, Brazil | 120,000 |
| Belfast, Ireland | 349,180 |
| Belfort, France | 32,567 |
| Belgrade, Servia | 77,816 |
| Bellary, India | 58,247 |
| Balluno, Italy | 18,747 |
| Benares, India | 209,331 |
| Bender, Russia | 33,741 |
| Bendigo, Australia | 42,660 |
| Bend-Suef, Egypt | 23,357 |
| Benevento, Italy | 24,647 |
| Berbera, Br. Somaliland | 30,000 |
| Berdiansk, Russia | 29,168 |
| Berditchef, Russia | 53,351 |
| Bergamo, Italy | 47,772 |
| Bergen, Norway | 72,251 |
| Berlat, Roumania | 25,000 |
| Berlin, Germany | 2,040,148 |
| Bern, Switzerland | 78,500 |
| Bernburg, Germany | 34,175 |
| Besancon, France | 56,168 |
| Beuthen, Germany | 60,076 |
| Beziere, France | 52,268 |
| Bhagalpur, India | 75,560 |
| Bhaunagar, India | 56,442 |
| Bhopal, India | 77,023 |
| Bialystok, Russia | 63,040 |
| Biel, Switzerland | 28,800 |
| Bielefeld, Germany | 71,796 |
| Bikanor, India | 53,075 |
| Bilbao, Spain | 83,300 |

| | |
|-----------------------------------|-----------|
| Birkenhead, England | 121,123 |
| Birmingham, England | 563,629 |
| Bisceglie, Italy | 30,885 |
| Bitlis, Turkey in Asia | 38,800 |
| Bitonto, Italy | 30,617 |
| Blackburn, England | 136,959 |
| Blackpool, England | 47,346 |
| Blagoveschensk, Russia in Asia | 37,368 |
| Blida, Algeria | 33,332 |
| Bloemfontein, Orange River Colony | 33,890 |
| Blois, France | 20,434 |
| Blumenau, Brazil | 40,000 |
| Bobrinsk, Russia | 34,336 |
| Bochum, Germany | 118,464 |
| Bogota, Colombia | 123,000 |
| Bologna, Italy | 165,000 |
| Bolton, England | 187,824 |
| Bombay, India | 776,006 |
| Bona, Algeria | 42,934 |
| Bonn, Germany | 81,996 |
| Bootle, England | 69,393 |
| Boras, Sweden | 20,585 |
| Bordeaux, France | 251,917 |
| Borgerhout, Belgium | 41,075 |
| Botuchany, Roumania | 34,000 |
| Bougie, Algeria | 17,540 |
| Boulogne-sur-Mer, France | 51,201 |
| Boulogne-sur-Seine, France | 49,969 |
| Bourges, France | 44,133 |
| Bournemouth, England | 72,368 |
| Bradford, England | 293,983 |
| Braga, Portugal | 24,202 |
| Bralia, Roumania | 60,000 |
| Brandenburg, Germany | 51,239 |
| Brasso, Hungary | 36,646 |
| Breda, Netherlands | 27,827 |
| Bremen, Germany | 214,861 |
| Brescia, Italy | 70,614 |
| Breslau, Germany | 470,904 |
| Brest, France | 85,294 |
| Brest-Litovsk, Russia | 50,755 |
| Bridgetown, Barbados | 35,000 |
| Brieg, Germany | 24,224 |
| Brighton, England | 130,926 |
| Brisbane, Australia | 122,815 |
| Bristol, England | 377,642 |
| Broken Hill, Australia | 27,500 |
| Bromberg, Germany | 54,231 |
| Bruges, Belgium | 53,897 |
| Brunn, Austria | 109,346 |
| Brunswick, Germany | 136,397 |
| Brusa, Turkey in Asia | 76,303 |
| Brussels, Belgium | 637,807 |
| Bucharest, Roumania | 300,000 |
| Bucaramanga, Columbia | 20,000 |
| Budapest, Hungary | 732,322 |
| Budweis, Austria | 39,328 |
| Buenos Aires, Argentina | 1,189,252 |
| Bukharest, Roumania | 282,071 |
| Burgos, Spain | 30,167 |
| Burnley, England | 106,267 |
| Burslem, England | 38,766 |
| Burton-upon-Trent, England | 54,453 |
| Bury, England | 59,234 |
| Byelaya, Russia | 35,378 |
| Byelostok, Russia | 91,695 |

| | |
|---------------------------------------|-----------|
| Cadiz, Spain | 69,382 |
| Caen, France | 44,442 |
| Cagliari, Italy | 53,747 |
| Cairo, Egypt | 654,676 |
| Calais, France | 66,627 |
| Calamada, Greece | 15,397 |
| Calcutta, India | 1,026,987 |
| Calicut, India | 76,981 |
| Callao, Peru | 31,000 |
| Caltagirone, Italy | 44,879 |
| Caltanissetta, Italy | 43,303 |
| Camaguey, Cuba | 29,616 |
| Cambridge, England | 38,393 |
| Campobasso, Italy | 15,030 |
| Canea, Crete | 24,537 |
| Cannes, France | 30,420 |
| Cannstadt, Germany | 26,575 |
| Canterbury, England | 26,653 |
| Canton, China | 900,000 |
| Capannori, Italy | 48,217 |
| Cape Coast Castle, Gold Coast, Africa | 28,948 |
| Cape Haitien, Haiti | 30,000 |
| Cape Town, Cape of Good Hope | 99,113 |
| Caracas, Venezuela | 72,429 |
| Carapegua, Paraguay | 13,000 |
| Carcassonne, France | 30,720 |
| Cardenas, Cuba | 24,280 |
| Cardiff, Wales | 195,303 |
| Carear, P.I. | 31,895 |
| Carlisle, England | 45,478 |
| Carrara, Italy | 42,097 |
| Cartagena, Columbia | 14,000 |
| Cartagena, Spain | 99,871 |
| Cartago, Costa Rica | 5,839 |
| Casate Monferra to Italy | 31,793 |
| Castera, Italy | 32,709 |
| Cassel, Germany | 120,467 |
| Castellon, Spain | 29,904 |
| Castres, France | 24,135 |
| Catania, Italy | 163,000 |
| Catanzaro, Italy | 32,841 |
| Cawnpur, India | 197,170 |
| Ceara, Brazil | 33,000 |
| Cebu, P.I. | 31,079 |
| Celaya, Mexico | 25,565 |
| Cerignola, Italy | 34,195 |
| Ceseno, Italy | 42,240 |
| Cette, France | 33,246 |
| Chalcis, Greece | 10,958 |
| Chalon-sur-Saone, France | 26,462 |
| Changsha, China | 230,000 |
| Charleroi, Belgium | 27,415 |
| Charlottenburg, Germany | 189,305 |
| Chatham, England | 40,753 |
| Chaux de Fonds, Switzerland | 38,700 |
| Chefu, China | 100,000 |
| Cheltenham, England | 49,439 |
| Chemnitz, Germany | 244,927 |
| Cherbourg, France | 43,837 |
| Chernigof, Russia | 27,716 |
| Chester, England | 39,658 |
| Chieta, Italy | 26,368 |
| Chifu, China | 100,000 |
| Chihuahua, Mexico | 30,405 |
| Chillan, Chile | 34,269 |
| Chinandega, Nicaragua | 20,000 |
| Chingtu, China | 1,000,000 |

| | |
|---------------------------|-----------|
| Chingwangtao, China | 5,000 |
| Chinkiang, China | 182,000 |
| Chita, Russia | 16,627 |
| Cholan, China | 129,721 |
| Choluteca, Honduras | 10,820 |
| Christchurch, New Zealand | 67,878 |
| Christiana, Norway | 227,626 |
| Chungking, China | 610,000 |
| Cienfuegos, Cuba | 30,100 |
| Clermont, France | 58,363 |
| Clichy, France | 41,787 |
| Coatbridge, Scotland | 36,981 |
| Coban, Guatemala | 30,770 |
| Coblenz, Germany | 47,526 |
| Cochabamba, Bolivia | 24,512 |
| Coimbatore, India | 53,080 |
| Coimbra, Portugal | 18,144 |
| Colchester, England | 38,351 |
| Colmar, Germany | 36,844 |
| Cologne, Germany | 428,722 |
| Colombo, Ceylon | 158,228 |
| Combaconum, India | 59,673 |
| Como, Italy | 38,895 |
| Concepcion, Chile | 55,330 |
| Concepcion, Paraguay | 15,000 |
| Consenza, Italy | 21,545 |
| Constanza, Roumania | 16,000 |
| Constantine, Algeria | 58,435 |
| Constantinople, Turkey | 1,106,000 |
| Copenhagen, Denmark | 514,134 |
| Copparo, Italy | 39,267 |
| Corato, Italy | 41,573 |
| Cordoba, Argentina | 53,000 |
| Cordova, Spain | 58,275 |
| Corfu, Greece | 18,978 |
| Cork, Ireland | 76,122 |
| Corrientes, Argentine | 18,000 |
| Coruna, Spain | 43,971 |
| Courbevoie, France | 23,796 |
| Coutraï, Belgium | 34,977 |
| Coventry, England | 80,163 |
| Covilha, Portugal | 15,469 |
| Crajova, Roumania | 46,000 |
| Craoock, C. of Good Hope | 7,762 |
| Crefeld, Germany | 110,344 |
| Cremona, Italy | 37,693 |
| Crewe, England | 42,075 |
| Cronstadt, Russia | 59,525 |
| Croydon, England | 161,078 |
| Cuddalore, India | 52,216 |
| Cuenca, Ecuador | 30,000 |
| Cuneo, Italy | 27,065 |
| Curica, Chile | 17,573 |
| Cuttack, India | 51,364 |
| Cuzco, Peru | 15,000 |
| Czegled, Hungary | 30,106 |
| Czenstochowa, Russia | 53,650 |
| Czernowitz, Austria | 67,622 |
| Dacca, India | 90,542 |
| Daman, India | 41,671 |
| Damanhur, Egypt | 38,752 |
| Damascus, Turkey in Asia | 260,000 |
| Damietta, Egypt | 29,354 |
| Danzig, Germany | 159,648 |
| Darbhanga, India | 66,246 |
| Darlington, England | 44,496 |

| | |
|--------------------------------|---------|
| Darmstadt, Germany | 83,123 |
| Darwen, England | 38,211 |
| Debreczin, Hungary | 75,006 |
| Delft, Netherlands | 33,957 |
| Delhi, India | 208,575 |
| Derby, England | 129,411 |
| Dessau, Germany | 55,134 |
| Deventer, Netherlands | 28,043 |
| Devonport, England | 83,103 |
| Diarbekr, Turkey | 34,000 |
| Dijon, France | 74,113 |
| Dordrecht, Netherlands | 45,723 |
| Dorpat, Russia | 42,421 |
| Dortmund, Germany | 175,577 |
| Douai, France | 33,649 |
| Dover, England | 41,782 |
| Drammen, Norway | 23,093 |
| Dresden, Germany | 516,996 |
| Dublin, Ireland | 373,179 |
| Dudley, England | 50,678 |
| Duisburg, Germany | 192,346 |
| Dumbarton, Scotland | 115,176 |
| Dunaburg, Russia | 65,906 |
| Dundee, Scotland | 164,269 |
| Dunedin, New Zealand | 56,020 |
| Dunkirk, France | 38,287 |
| Durango, Mexico | 31,092 |
| Durban, Natal | 79,000 |
| Düren, Germany | 27,185 |
| Düsseldorf, Germany | 253,274 |
| Dvinsk, Russia | 69,675 |
| Ealing, England | 33,040 |
| Eastbourne, England | 43,337 |
| East Ham, England | 95,989 |
| East London, Cape of Good Hope | 25,220 |
| Eccles, England | 34,369 |
| Ecija, Spain | 24,395 |
| Edinburgh, Scotland | 366,577 |
| Edmonton, England | 46,899 |
| Eger, Austria | 23,675 |
| Eisenach, Germany | 31,457 |
| Ekaterinburg, Russia | 55,448 |
| Ekaterinodar, Russia | 65,697 |
| Ekaterinoslaf, Russia | 135,552 |
| Elberfeld, Germany | 162,853 |
| Elbing, Germany | 55,627 |
| Elche, Spain | 27,380 |
| Elizavetgrad, Russia | 66,182 |
| Elizavetpol, Russia | 33,090 |
| Elvas, Portugal | 13,881 |
| Enfield, England | 42,738 |
| Enschede, Netherlands | 33,548 |
| Erfurt, Germany | 98,849 |
| Erivan, Russia | 29,006 |
| Erzerum, Turkey in Asia | 38,900 |
| Eskilstuna, Sweden | 27,720 |
| Essen, Germany | 231,360 |
| Esslingen, Germany | 27,260 |
| Evora, Portugal | 16,020 |
| Exeter, England | 48,793 |
| Faenza, Italy | 40,370 |
| Faizabad, India | 75,085 |
| Falkirk, Scotland | 29,271 |
| Falun, Sweden | 11,080 |
| Farakhabad, India | 67,338 |

| | |
|----------------------------|---------|
| Faro, Portugal | 11,789 |
| Fayun, Egypt | 37,320 |
| Felegyhaza, Hungary | 33,408 |
| Ferrara, Italy | 82,310 |
| Ferrol, Spain | 25,281 |
| Fez, Morocco | 140,000 |
| Firenze, Italy | 227,000 |
| Fiume, Hungary | 38,955 |
| Flensburg, Germany | 53,771 |
| Florence, Italy | 205,589 |
| Focsani, Roumania | 25,000 |
| Foggia, Italy | 53,151 |
| Folkstone, England | 30,694 |
| Forli, Italy | 43,708 |
| Forst, Germany | 32,150 |
| Fort de France, Martinique | 22,164 |
| Frankfort-on-Main, Germany | 334,978 |
| Frankfort-on-Oder, Germany | 64,304 |
| Fredrikshald, Norway | 11,957 |
| Fredrikstad, Norway | 14,635 |
| Freetown, Sierra Leone | 34,463 |
| Freiberg, Germany | 74,098 |
| Freiburg, Germany | 61,504 |
| Fremantle, Australia | 23,008 |
| Fuchau, China | 624,000 |
| Fukui, Japan | 50,396 |
| Fukuoka, Japan | 82,106 |
| Fukushima, Japan | 33,493 |
| Funchal, Madeira | 20,844 |
| Fünfkirchen, Hungary | 43,982 |
| Fürth, Germany | 60,635 |
| Fyzbad, India | 75,085 |
| Gäfle, Sweden | 31,595 |
| Galatz, Roumania | 66,000 |
| Galle, Ceylon | 37,316 |
| Gallipoli, Turkey | 30,000 |
| Gateshead, England | 131,024 |
| Gaya, India | 71,288 |
| Gaza, Turkey | 40,000 |
| Gelsenkirchen, Germany | 147,005 |
| Geneva, Switzerland | 121,200 |
| Genoa, Italy | 234,710 |
| Genova, Italy | 275,000 |
| Georgetown, Br. Guiana | 53,176 |
| Gera, Germany | 45,634 |
| Ghent, Belgium | 162,763 |
| Gibraltar, Spain | 27,460 |
| Giessen, Germany | 25,491 |
| Gifu, Japan | 41,488 |
| Gijon, Spain | 47,544 |
| Gillingham, England | 42,530 |
| Girgenti, Italy | 25,024 |
| Gladbach, Germany | 58,023 |
| Glasgow, Scotland | 809,986 |
| Glauchau, Germany | 25,776 |
| Gleiwitz, Germany | 61,326 |
| Gloucester, England | 53,926 |
| Gomel, Russia | 36,775 |
| Gonaives, Haiti | 13,000 |
| Gorakhpur, India | 64,148 |
| Gorlitz, Germany | 83,766 |
| Gotha, Germany | 34,185 |
| Gottenborg, Sweden | 162,480 |
| Göttingen, Germany | 39,359 |
| Gouda, Netherlands | 24,384 |
| Govan, Scotland | 76,351 |

| | |
|--------------------------------|---------|
| Graaff, Cape of Good Hope | 10,083 |
| Grahamstown, Cape of Good Hope | 13,877 |
| Granada, Nicaragua | 25,000 |
| Granada, Spain | 75,900 |
| Gratz, Austria | 138,080 |
| Graudenz, Germany | 32,786 |
| Great Grimsby, England | 68,153 |
| Greenock, Scotland | 70,253 |
| Grenoble, France | 73,022 |
| Grimsby, England | 13,036 |
| Grodno, Russia | 41,607 |
| Groningen, Netherlands | 75,370 |
| Grosseto, Italy | 10,768 |
| Grosswardein, Hungary | 50,177 |
| Guadalajara, Mexico | 101,208 |
| Guanajuato, Mexico | 41,486 |
| Guatemala | 125,000 |
| Guayaquil, Ecuador | 80,000 |
| Guben, Germany | 33,135 |
| Gwalior, India | 119,433 |
| Haarlem, Netherlands | 68,518 |
| Haarlem, Netherlands | 70,348 |
| Hagen, Germany | 77,567 |
| Hague, Netherlands | 234,459 |
| Haidarabad, India | 448,446 |
| Hakodate, Japan | 87,875 |
| Halberstadt, Germany | 42,810 |
| Halifax, England | 111,911 |
| Halifax, Nova Scotia | 40,832 |
| Halmstad, Sweden | 18,009 |
| Hälsingborg, Sweden | 32,432 |
| Hama, Turkey in Asia | 60,000 |
| Hamadan, Persia | 40,000 |
| Hamburg, Germany | 802,793 |
| Hamilton, Ontario, Canada | 52,634 |
| Hamilton, Scotland | 32,775 |
| Hamm, Germany | 31,390 |
| Handsworth, England | 52,921 |
| Hangchau, China | 350,000 |
| Hankau, China | 820,000 |
| Hanley, England | 68,831 |
| Hanoi, Anam | 103,238 |
| Hanover, Germany | 235,649 |
| Hanover, Germany | 250,024 |
| Harar, Abyssinia | 50,000 |
| Harbin, China | 60,000 |
| Harburg, Germany | 55,676 |
| Hastings, England | 68,165 |
| Havana, Cuba | 262,395 |
| Havre, France | 130,196 |
| Heidelberg, Germany | 40,121 |
| Heilbronn, Germany | 37,891 |
| Helder, Netherlands | 28,259 |
| Helsingfors, Finland | 117,317 |
| Herat, Afghanistan | 45,000 |
| Heredia, Costa Rica | 7,308 |
| Hermoupolis, Greece | 17,773 |
| Hildesheim, Germany | 42,973 |
| Himeji, Japan | 41,028 |
| Hirosaki, Japan | 142,763 |
| Hiroshima, Japan | 121,196 |
| Hobart, Australia | 34,809 |
| Hodmezo-Vasarhely, Hungary | 60,883 |
| Hof, Germany | 32,805 |
| Homa, Turkey | 70,000 |
| Hongkong, China | 136,900 |

| | |
|----------------------------|---------|
| Honolulu, Hawaii | 39,306 |
| Horsens, Denmark | 22,327 |
| Hornsey, England | 72,056 |
| Hove, England | 36,542 |
| Howrah, India | 157,594 |
| Huara, Peru | 7,646 |
| Hubli, India | 60,214 |
| Huddersfield, England | 94,739 |
| Hue, Anam | 50,000 |
| Hull, England | 258,127 |
| Hyde, England | 32,708 |
| Hyderabad, India | 448,466 |
| Ibadan, Yoruba | 200,000 |
| Ichang, China | 55,000 |
| Igtau, Austria | 24,423 |
| Ilford, England | 41,240 |
| Imola, Italy | 33,210 |
| Imoschi, Austria | 36,789 |
| Imphal, India | 67,093 |
| Indore, India | 97,804 |
| Innsbruck, Austria | 27,056 |
| Inowraclaw, Germany | 26,152 |
| Insterburg, Germany | 27,289 |
| Ipswich, England | 74,889 |
| Iquique, Chile | 40,171 |
| Irkutsk, Russia in Asia | 70,000 |
| Iserlohn, Germany | 27,275 |
| Ismail, Russia | 33,607 |
| Ispahan, Persia | 80,000 |
| Ivanovo-Voznesensk, Russia | 64,628 |
| Ivry-sur-Seine, France | 25,575 |
| Ixelles, Belgium | 62,979 |
| Izhevsk, Russia | 41,074 |
| Jabalpur, India | 90,316 |
| Jaffa, Turkey | 45,000 |
| Jaffna, Ceylon | 33,879 |
| Jaipur, India | 160,167 |
| Jalandhar, India | 67,735 |
| Janina, Turkey | 25,000 |
| Jaroslav, Austria | 22,641 |
| Jarrow, England | 34,294 |
| Jassy, Roumania | 80,000 |
| Jerez, Spain | 63,473 |
| Jerusalem, Turkey in Asia | 70,000 |
| Jhansi, India | 55,724 |
| Jodhpur, India | 60,437 |
| Johannesburg, Transvaal | 158,580 |
| Jokjokarta, Java | 58,229 |
| Jönköping, Sweden | 24,531 |
| Jubbulpore, India | 190,316 |
| Jullunbur, India | 67,737 |
| Jumet, Belgium | 25,950 |
| Juticalpa, Honduras | 17,800 |
| Kabul, Afghanistan | 70,000 |
| Kagoshima, Japan | 59,001 |
| Kaiserieh, Turkey in Asia | 72,000 |
| Kaiserslautern, Germany | 52,306 |
| Kalmar, Sweden | 14,835 |
| Kaluga, Russia | 49,513 |
| Kamenetz, Russia | 35,934 |
| Kanazawa, Japan | 110,994 |
| Kandahar, Afghanistan | 60,000 |
| Kandy, Ceylon | 26,519 |
| Karachi, India | 116,663 |

| | |
|------------------------------------|---------|
| Karlskrona, Sweden | 26,917 |
| Karlsruhe, Germany | 111,249 |
| Karlstad, Sweden | 16,399 |
| Kars, Russia | 20,805 |
| Kaschau, Hungary | 40,102 |
| Kashan, Persia | 40,000 |
| Kashgar, Turkestan | 75,000 |
| Kaslof, Russia | 40,347 |
| Kattowitz, Germany | 31,749 |
| Kazan, Russia | 143,707 |
| Kazvin, Persia | 40,000 |
| Kecskemet, Hungary | 57,812 |
| Keighley, England | 41,565 |
| Kerbela, Turkey in Asia | 65,000 |
| Kerman, Persia | 60,000 |
| Kermanshah, Persia | 30,000 |
| Kertch, Russia | 33,347 |
| Khaborovsk, Russia | 16,400 |
| Kharkof, Russia | 173,989 |
| Khatmandu, Nepal | 50,000 |
| Kherson, Russia | 59,076 |
| Khojent, Russia in Asia | 31,881 |
| Khotin, Russia | 30,429 |
| Kiauchau, China | 80,000 |
| Kief, Russia | 319,000 |
| Kiel, Germany | 163,772 |
| Kielce, Russia | 23,178 |
| Kilmarnock, Scotland | 34,161 |
| Kimberly, Cape of Good Hope | 34,331 |
| King's Norton, England | 57,120 |
| Kingston, Jamaica | 46,542 |
| Kingston-upon-Hull, England | 275,552 |
| Kingston-upon-Thames, England | 34,373 |
| King Williamstown, C. of Good Hope | 9,506 |
| Kioto, Japan | 380,568 |
| Kirin, China | 250,000 |
| Kirkcaldy, Scotland | 34,064 |
| Kishenef, Russia | 125,787 |
| Kiukiang, China | 36,000 |
| Kiungchau, China | 42,000 |
| Klausenburg, Hungary | 49,295 |
| Kobe, Japan | 378,197 |
| Koblenz, Germany | 53,897 |
| Kofu, Japan | 49,882 |
| Kokand, Russia in Asia | 81,354 |
| Kokura, Japan | 31,615 |
| Kolhapur, India | 54,373 |
| Kolomea, Austria | 34,188 |
| Kolozsyar, India | 49,295 |
| Kom, Persia | 40,000 |
| Kongmun, China | 62,000 |
| Koniah, Turkey in Asia | 60,000 |
| Königsberg, Germany | 223,770 |
| Königshüte, Germany | 66,042 |
| Kostroma, Russia | 41,336 |
| Kotchi, Japan | 38,279 |
| Kottbus, Germany | 39,322 |
| Kovno, Russia | 73,743 |
| Kozlov, Russia | 40,297 |
| Kragouyevatz, Servia | 15,596 |
| Krakow, Austria | 109,103 |
| Krasnoyarsk, Russia in Asia | 33,337 |
| Krementchug, Russia | 63,007 |
| Kristiania, Norway | 227,626 |
| Kristiansand, Norway | 14,666 |
| Kristianstao, Sweden | 11,388 |
| Kronstadt, Hungary | 36,046 |

| | |
|-----------------------------------|---------|
| Kuching, Borneo | 25,000 |
| Kumamoto, Japan | 61,233 |
| Kumbakonam, India | 59,673 |
| Kure, Japan | 100,679 |
| Kursk, Russia | 75,721 |
| Kurume, Japan | 35,928 |
| Kutais, Russia | 32,476 |
| Kwala Kangsa, Straits Settlements | 77,234 |
| Kyota, Japan | 442,462 |
| La Esperanza, Spain | 11,453 |
| Lagos, Nigeria | 42,000 |
| Lahore, India | 202,964 |
| Laibach, Austria | 36,547 |
| La Linea, Spain | 31,862 |
| Lancaster, England | 40,329 |
| Lanchau, China | 500,000 |
| Landsberg, Germany | 33,600 |
| Landskrono, Sweden | 16,083 |
| Laoag, P.I. | 34,454 |
| La Paz, Bolivia | 78,856 |
| La Plata, Argentina | 80,000 |
| Laris, Greece | 18,041 |
| La Rochelle, France | 31,559 |
| Larvik, Norway | 10,668 |
| Lashkar, India | 89,154 |
| Las Palmas, Spain | 44,517 |
| Lassa, Tibet | 45,000 |
| Laurium, Greece | 10,007 |
| Lausanne, Switzerland | 60,000 |
| Laval, France | 30,356 |
| Leberia, Costa Rica | 3,194 |
| Le Creuzot, France | 30,584 |
| Lecce, Italy | 32,687 |
| Leeds, England | 484,012 |
| Leeuwarden, Netherlands | 36,054 |
| Leghorn, Italy | 98,321 |
| Leicester, England | 244,255 |
| Leiden, Netherlands | 57,919 |
| Leigh, England | 40,001 |
| Leipzig, Germany | 456,120 |
| Leipzig, Germany | 503,672 |
| Leith, Scotland | 81,477 |
| Le Havre, France | 132,430 |
| Le Mans, France | 65,467 |
| Lemberg, Austria | 159,877 |
| Lens, France | 24,353 |
| Lenz, Austria | 58,791 |
| Leon, Mexico | 63,263 |
| Leon, Nicaragua | 45,000 |
| Les Cayes, Haiti | 12,000 |
| Leskovatz, Servia | 13,647 |
| Levallois-Perret, France | 61,920 |
| Leyton, England | 98,899 |
| Libau, Russia | 64,489 |
| Lichtenberg, Germany | 43,371 |
| Lieben, Austria | 21,375 |
| Liege, Belgium | 175,870 |
| Liegnitz, Germany | 59,706 |
| Lima, Peru | 140,884 |
| Limerick, Ireland | 45,806 |
| Limoges, France | 88,597 |
| Limon, Costa Rica | 4,906 |
| Linares, Chile | 33,000 |
| Linares, Spain | 38,245 |
| Lincoln, England | 55,296 |
| Linden, Germany | 57,941 |

| | |
|----------------------------|-----------|
| Linkoping, Sweden | 17,623 |
| Linz, Austria | 58,791 |
| Lipa, P.I. | 37,924 |
| Lisbon, Portugal | 356,009 |
| Lisle, France | 205,602 |
| Liverpool, England | 760,357 |
| Livorno, Italy | 108,000 |
| Lodz, Russia | 351,570 |
| Lomza, Russia | 20,093 |
| London, England | 6,580,616 |
| London, Ont., Canada | 37,981 |
| Londonderry, Ireland | 39,892 |
| Longton, England | 35,825 |
| Lorca, Spain | 69,836 |
| Lorient, France | 46,403 |
| Louvain, Belgium | 42,001 |
| Lübeck, Germany | 91,541 |
| Lublin, Russia | 50,385 |
| Lucea, Italy | 74,971 |
| Lucerne, Switzerland | 36,200 |
| Lucknow, India | 264,049 |
| Ludwigshafen, Germany | 72,286 |
| Luneburg, Germany | 24,715 |
| Lungchau, China | 15,000 |
| Luno, Sweden | 19,675 |
| Luque, Paraguay | 8,000 |
| Luton, England | 36,404 |
| Luxemburg, Luxemburg | 20,928 |
| Lyon, France | 472,114 |
| Maastricht, Netherlands | 37,511 |
| Macao, China | 63,991 |
| Macclesfield, England | 34,635 |
| Maceia, Brazil | 33,000 |
| Macerata, Italy | 22,784 |
| Madras, India | 509,346 |
| Madrid, Spain | 539,835 |
| Madura, India | 105,984 |
| Magdeburg, Germany | 239,559 |
| Maibashi, Japan | 45,183 |
| Maidstone, England | 33,516 |
| Maikop, Russia in Asia | 34,327 |
| Mainz, Germany | 91,541 |
| Mako, Hungary | 33,722 |
| Malaga, Spain | 130,109 |
| Malines, Belgium | 58,101 |
| Malmo, Sweden | 81,120 |
| Managua, Nicaragua | 30,000 |
| Manaos, Brazil | 50,000 |
| Manchester, England | 655,435 |
| Mandalay, India | 183,816 |
| Manila, P.I. | 219,928 |
| Manipur, India | 67,093 |
| Manissa, Turkey in Asia | 50,000 |
| Mannheim, Germany | 163,693 |
| Mansura, Egypt | 40,279 |
| Mantua, Italy | 29,344 |
| Maracaibo, Venezuela | 34,284 |
| Maranhao, Brazil | 29,308 |
| Mariapol, Russia | 31,116 |
| Maria Theresiopol, Hungary | 82,122 |
| Marsala, Italy | 57,567 |
| Marseille, France | 517,498 |
| Mascara, Algeria | 22,934 |
| Maskat, Arabia | 60,000 |
| Massa, Italy | 26,413 |
| Matanzas, Cuba | 36,009 |

| | |
|-----------------------------|-----------|
| Matsumoto, Japan | 35,011 |
| Matsuyama, Japan | 44,166 |
| Matsuye, Japan | 36,209 |
| Maulman, India | 58,446 |
| Mayebeshi, Japan | 41,716 |
| Mecca, Turkey in Asia | 60,000 |
| Mechlin, Belgium | 59,218 |
| Medellin, Colombia | 60,000 |
| Medina, Turkey in Asia | 50,000 |
| Medinet-el-Fayoum, Egypt | 40,350 |
| Meerut, India | 118,129 |
| Mehallet-el Kebir, Egypt | 47,955 |
| Mekinez, Morocco | 56,000 |
| Melbourne, Australia | 508,450 |
| Mellawi, Egypt | 20,249 |
| Mendoza, Argentina | 32,000 |
| Mengtsz, China | 20,000 |
| Menuf, Egypt | 22,316 |
| Merida, Mexico | 43,630 |
| Merthyr Tydfil, Wales | 69,227 |
| Meshed, Persia | 60,000 |
| Messina, Italy | 149,778 |
| Metz, Germany | 60,419 |
| Mexico, Mexico | 344,721 |
| Middlesborough, England | 105,255 |
| Milan, Italy | 584,000 |
| Minia, Egypt | 27,221 |
| Minsk, Russia | 91,912 |
| Mirzapur, India | 79,862 |
| Miskolcz, Hungary | 43,096 |
| Mitau, Russia | 35,131 |
| Mito, Japan | 38,435 |
| Modena, Italy | 64,813 |
| Modica, Italy | 48,962 |
| Moghiley-on-Dnieper, Russia | 47,591 |
| Mohilef, Russia | 45,000 |
| Moji, Japan | 55,682 |
| Molenbeek, Belgium | 61,122 |
| Molfetta, Italy | 40,135 |
| Mombasa, Br. E. Africa | 27,000 |
| Monastir, Turkey | 45,000 |
| Mons, Belgium | 27,349 |
| Monsul, Turkey | 61,000 |
| Monterey, Mexico | 62,266 |
| Montevideo, Uruguay | 316,000 |
| Montlucon, France | 35,062 |
| Montpelier, France | 77,114 |
| Montreal, Canada | 267,730 |
| Montreuil, France | 35,904 |
| Monza, Italy | 42,599 |
| Moradabad, India | 75,128 |
| Morelia, Mexico | 37,278 |
| Morika, Japan | 36,012 |
| Morocco, Morocco | 60,000 |
| Morshansk, Russia | 25,913 |
| Moscow, Russia | 1,359,254 |
| Mostaganem, Algeria | 22,011 |
| Motherwell, Scotland | 30,423 |
| Mountain Ash, Wales | 31,093 |
| Mukden, China | 160,000 |
| Mülhausen, Germany | 94,498 |
| Mülheim-on-Rhine, Germany | 50,811 |
| Mülheim-on-Ruhr, Germany | 93,599 |
| Multan, India | 87,394 |
| Munich, Germany | 538,983 |
| Munchen Glen, Germany | 60,709 |
| Münster, Germany | |

| | |
|--------------------------|---------|
| | 81,468 |
| Murcia, Spain | 111,539 |
| Mustapha, Algeria | 38,327 |
| Muttra, India | 60,042 |
| Mysore, India | 68,111 |
| Nacaome, Honduras | 12,040 |
| Nafa, Japan | 47,562 |
| Nagano, Japan | 39,242 |
| Nagaoka, Japan | 35,376 |
| Nagasaki, Japan | 17,648 |
| Nagoya, Japan | 378,231 |
| Nagpur, India | 127,734 |
| Nagy-Koros, Hungary | 50,177 |
| Nakichevan, Russia | 40,384 |
| Namangan, Russia in Asia | 62,017 |
| Namur, Belgium | 32,047 |
| Nanchang, China | 300,000 |
| Nancy, France | 10,570 |
| Nankin, China | 267,000 |
| Nanning, China | 40,000 |
| Nantes, France | 133,247 |
| Naples, Italy | 596,000 |
| Nara, Japan | 32,732 |
| Narbonne, France | 24,670 |
| Navanagan, India | 53,844 |
| Nawangar, India | 53,844 |
| Negapatam, India | 57,190 |
| Neisset, Germany | 24,367 |
| Nelson, England | 32,816 |
| Neuchatel, Switzerland | 23,400 |
| Neuilly, France | 41,145 |
| Neumünster, Germany | 27,400 |
| Neustadt, Austria | 28,700 |
| Nevers, France | 27,673 |
| Newcastle, Australia | 58,620 |
| Newcastle, England | 281,584 |
| New Guatemala, Guatemala | 96,560 |
| Newport, England | 78,336 |
| Nice, France | 134,232 |
| Nicolaistad, Russia | 18,600 |
| Nictheroy, Brazil | 35,000 |
| Niigata, Japan | 61,616 |
| Nijmegen, Netherlands | 49,342 |
| Nikolaief, Russia | 92,012 |
| Nimegven, Netherlands | 54,735 |
| Nimes, France | 80,184 |
| Ningpo, China | 260,000 |
| Nissa, Servia | 21,946 |
| Niuchwang, China | 52,000 |
| Nizhni Novgorod, Russia | 90,053 |
| Nordhausen, Germany | 28,516 |
| Norköping, Sweden | 45,416 |
| Northampton, England | 97,752 |
| Norwich, England | 124,136 |
| Nottingham, England | 263,443 |
| Novara, Italy | 45,248 |
| Novgorod, Russia | 26,972 |
| Novo Cherkask, Russia | 51,963 |
| Novorossiisk, Russia | 16,897 |
| Neuva, San Salvador | 18,770 |
| Nuka, Russia | 24,811 |
| Nuremberg, Germany | 294,426 |
| Nyvezhin, Russia | 32,113 |
| Nyneghyhaza, Hungary | 33,088 |
| Oaxaca, Mexico | 35,049 |

| | |
|----------------------|-----------|
| Oberhausen, Germany | 52,166 |
| Odenburg, Hungary | 33,478 |
| Odense, Denmark | 40,547 |
| Odessa, Russia | 449,673 |
| Offenbach, Germany | 59,765 |
| Okayama, Japan | 93,421 |
| Oldenburg, Germany | 26,656 |
| Oldham, England | 143,301 |
| Oldmarghelan, Russia | 36,490 |
| Olmütz, Austria | 22,106 |
| Omdurman, Egypt | 69,000 |
| Omsk, Russia in Asia | 37,396 |
| Onomichi, Japan | 30,367 |
| Oporto, Portugal | 167,555 |
| Oppeln, Germany | 30,175 |
| Oran, Algeria | 106,577 |
| Orebro, Sweden | 28,583 |
| Orel, Russia | 69,735 |
| Orenburg, Russia | 72,425 |
| Orizaba, Mexico | 32,894 |
| Orleans, France | 68,614 |
| Oruro, Bolivia | 20,670 |
| Osaka, Japan | 1,226,590 |
| Osh, Russia | 34,157 |
| Osnabrück, Germany | 59,580 |
| Ostend, Belgium | 42,606 |
| Otaru, Japan | 91,281 |
| Otsu, Japan | 42,869 |
| Ottawa, Canada | 59,928 |
| Oulgaret, India | 54,965 |
| Ouro Preto, Brazil | 59,249 |
| Oviedo, Spain | 48,103 |
| Oxford, England | 52,774 |

| | |
|-----------------------------|-----------|
| Paarl, C. of Good Hope | 11,293 |
| Pachuca, Mexico | 37,487 |
| Padova, Italy | 82,281 |
| Padua, Italy | 82,281 |
| Paisley, Scotland | 85,604 |
| Pakhoi, China | 20,000 |
| Palembang, Sumatra | 53,788 |
| Palermo, Italy | 319,000 |
| Palma, Spain | 63,937 |
| Palmas, Canary Islands | 44,517 |
| Panama, Panama | 30,000 |
| Para, Brazil | 100,000 |
| Paraquari, Paraguay | 10,000 |
| Paramaribo, Dutch Guiana | 32,000 |
| Parana, Argentina | 27,000 |
| Paris, France | 2,763,393 |
| Parma, Italy | 49,340 |
| Partick, Scotland | 54,274 |
| Patiala, India | 53,545 |
| Patna, India | 134,785 |
| Patras, Greece | 37,724 |
| Pau, France | 35,044 |
| Pavia, Italy | 35,447 |
| Pecs, Hungary | 43,982 |
| Peking, China | 1,600,000 |
| Pelotas, Brazil | 41,591 |
| Penang, Straits Settlements | 94,086 |
| Pensa, Russia | 59,981 |
| Perigueux, France | 38,898 |
| Perm, Russia | 45,205 |
| Pernambuco, Brazil | 150,000 |
| Perpignan, France | 36,157 |
| Perth, Australia | 42,474 |

| | |
|-----------------------------------|---------|
| Perth, Scotland | 34,214 |
| Perugia, Italy | 61,385 |
| Pesaro, Italy | 25,103 |
| Peshawar, India | 95,147 |
| Peterborough, England | 30,870 |
| Petrozavosk, Russia | 12,522 |
| Pforzheim, Germany | 59,789 |
| Philippopolis, East Roumelia | 45,707 |
| Philippeville, Algeria | 26,050 |
| Piacenza, Italy | 36,004 |
| Piatra, Roumania | 25,000 |
| Pietermaritzburg, Natal | 34,676 |
| Pilsen, Austria | 68,079 |
| Pingyang, Korea | 40,000 |
| Pinsk, Russia | 27,938 |
| Piotrkof, Russia | 32,173 |
| Piraeus, Greece | 73,579 |
| Pirmasens, Germany | 30,200 |
| Pirot, Servia | 10,000 |
| Pisa, Italy | 61,321 |
| Pistoia, Italy | 62,606 |
| Plauen, Germany | 105,381 |
| Plevna, Bulgaria | 21,145 |
| Plock, Russia | 30,000 |
| Ployesti, Roumania | 48,000 |
| Plymouth, England | 124,180 |
| Pnum Penh, Cambodia | 50,000 |
| Point de Galle, Ceylon | 48,500 |
| Poitiers, France | 39,302 |
| Pola, Austria | 40,892 |
| Poltava, Russia | 53,703 |
| Ponce, Porto Rico | 27,952 |
| Pondichery, India | 47,843 |
| Ponta Delgada, Portugal | 17,620 |
| Poona, India | 153,320 |
| Pont-y-Pridd, Wales | 32,319 |
| Port au Prince, Haiti | 100,000 |
| Portalegre, Portugal | 11,820 |
| <u>Port Arthur, China</u> | |
| Port de Paix, Haiti | 10,000 |
| Port Elizabeth, Cape of Good Hope | 32,959 |
| Port Louis, Mauritius | 52,740 |
| Porto Alegre, Brazil | 100,000 |
| Port of Spain, Trinidad | 54,100 |
| Porto Novo, Dahomey | 50,000 |
| Porto Maurizio, Italy | 7,141 |
| Port Said, Egypt | 49,884 |
| Portsmouth, England | 214,726 |
| Posen, Germany | 136,808 |
| Potenza, Italy | 16,186 |
| Potosi, Bolivia | 23,450 |
| Potsdam, Germany | 61,414 |
| Pozarevat, Servia | 12,162 |
| Pozsony, Hungary | 65,867 |
| Prague, Austria | 233,649 |
| Prato, Italy | 51,453 |
| Praya, Cape Verde Islands | 20,000 |
| Presburg, Hungary | 65,867 |
| Preston, England | 118,519 |
| Pretoria, Transvaal | 36,700 |
| Prisrend, Turkey | 50,000 |
| Prossnitz, Austria | 24,343 |
| Przemysl, Austria | 46,295 |
| Pskof, Russia | 30,478 |
| Pueblo, Mexico | 93,521 |
| Puerto Ploto, S. Domingo | 16,000 |
| Puntarenas, Costa Rica | 4,637 |

| | |
|---------------------------|---------|
| Pu Ket, Siam | 179,600 |
| Pyrgos, Greece | 13,690 |
| Quebec, Canada | 68,840 |
| Quena, Egypt | 20,069 |
| Queretaro, Mexico | 33,152 |
| Quezaltenango, Guatemala | 28,940 |
| Quito, Ecuador | 70,000 |
| Radom, Russia | 30,126 |
| Ragusa, Italy | 31,922 |
| Rampur, India | 78,758 |
| Randers, Denmark | 20,963 |
| Rangoon, India | 234,881 |
| Rathmines, Ireland | 32,472 |
| Ratisbon, Germany | 45,435 |
| Ravenna, Italy | 64,031 |
| Rawalpindi, India | 87,688 |
| Rawtenstall, England | 31,052 |
| Reading, England | 82,995 |
| Reggia, Emilia, Italy | 58,490 |
| Reggio, Calabria, Italy | 44,415 |
| Reichenberg, Austria | 34,099 |
| Remscheid, Germany | 64,340 |
| Rennes, France | 75,640 |
| Resht, Persia | 40,000 |
| Reus, Spain | 26,235 |
| Revel, Russia | 64,572 |
| Rheims, France | 109,859 |
| Rheydt, Germany | 34,036 |
| Rhondda, Wales | 113,735 |
| Riabamba, Ecuador | 18,000 |
| Riazan, Russia | 44,552 |
| Richmond, England | 31,677 |
| Riga, Russia | 282,230 |
| Rimini, Italy | 43,203 |
| Rio de Janeiro, Brazil | 811,265 |
| Rixdorf, Germany | 153,513 |
| Roanne, France | 35,516 |
| Rochdale, England | 89,653 |
| Rochefort, France | 36,694 |
| Rochester, England | 30,622 |
| Rodosto, Turkey | 42,000 |
| Rome, Italy | 575,000 |
| Rosario, Argentina | 150,000 |
| Rostock, Germany | 60,793 |
| Rostof, Russia | 119,476 |
| Rotherham, England | 54,348 |
| Rotterdam, Netherlands | 411,635 |
| Rovigo, Italy | 11,174 |
| Roubaix, France | 121,017 |
| Rouen, France | 118,459 |
| Roulers, Belgium | 23,245 |
| Rowley Regis, England | 34,669 |
| Rustchuk, Bulgaria | 33,632 |
| Ryazan, Russia | 46,122 |
| Saga, Japan | 35,083 |
| Saharanpur, India | 66,254 |
| Saigon, Anam | 50,870 |
| St. Denis, France | 64,790 |
| St. Denis, Reunion Island | 27,392 |
| St. Etienne, France | 146,788 |
| St. Gallen, Switzerland | 55,400 |
| St. Gilles, Belgium | 56,750 |
| St. Helens, England | 95,161 |
| St. John, New Brunswick | 40,711 |

| | |
|---------------------------|-----------|
| St. Johns, Newfoundland | 31,501 |
| St. Louis, Senegal | 24,070 |
| St. Nazaire, France | 35,762 |
| St. Nicolas, Belgium | 33,661 |
| St. Ouen, France | 37,866 |
| St. Petersburg, Russia | 1,678,000 |
| St. Quentin, France | 52,778 |
| Sakai, Japan | 61,103 |
| Salem, India | 70,621 |
| Salerno, Italy | 42,727 |
| Salford, England | 241,950 |
| Salonika, Turkey | 150,000 |
| Salta, Argentine | 18,000 |
| Saltillo, Mexico | 23,996 |
| Salzburg, Austria | 33,067 |
| Samara, Russia | 89,399 |
| Samarang, Java | 96,600 |
| Samarkand, Russia in Asia | 58,194 |
| Samshui, China | 6,000 |
| San Jose, Costa Rica | 26,682 |
| San Juan, Argentine | 11,500 |
| San Juan, Porto Rico | 32,048 |
| San Luis Potosi, Mexico | 61,019 |
| San Luis, Argentine | 10,500 |
| San Miguel, Salvador | 24,768 |
| San Pedro, Guatemala | 10,190 |
| San Pedro, Paraguay | 8,000 |
| San Salvador, Salvador | 59,540 |
| San Sebastian, Spain | 37,812 |
| San Severo, Italy | 30,040 |
| Santa Ana, Salvador | 48,120 |
| Santa Cruz, Canary Island | 38,419 |
| Santa Cruz, Bolivia | 20,535 |
| Santa Fe, Argentina | 33,200 |
| Santa Rosa, Honduras | 10,888 |
| Santander, Spain | 54,694 |
| Santiago, S. Domingo | 12,000 |
| Santiago, Chile | 332,724 |
| Santiago de Cuba, Cuba | 45,470 |
| Santiago, Spain | 24,927 |
| Santo Domingo, S. Domingo | 18,626 |
| Santos, Brazil | 35,000 |
| Santuaio, China | 8,000 |
| San Vicente, Salvador | 17,832 |
| San Luiz, Brazil | 32,000 |
| Sao Paulo, Brazil | 348,000 |
| Sapporo, Japan | 70,084 |
| Saragossa, Spain | 99,118 |
| Saratof, Russia | 137,147 |
| Sasebo, Japan | 93,051 |
| Sassari, Italy | 38,268 |
| Savona, Italy | 38,355 |
| Scarborough, England | 38,160 |
| Schaerbeck, Belgium | 66,617 |
| Schiedam, Netherlands | 31,409 |
| Schoneberg, Germany | 141,010 |
| Schweidnitz, Germany | 28,448 |
| Schwerin, Germany | 38,672 |
| Sebastopol, Russia | 53,595 |
| Semipalatinsk, Russia | 36,040 |
| Sendai, Japan | 97,944 |
| Seoul, Korea | 150,000 |
| Seraing, Belgium | 42,638 |
| Serajevo, Austria-Hungary | 41,174 |
| Seres, Turkey | 31,000 |
| Sergievsk, Russia | 31,413 |
| Serpukhov | 30,571 |

| | |
|--------------------------------|---------|
| Setif, Algeria | 21,792 |
| Setubal, Portugal | 22,074 |
| Seville, Spain | 148,315 |
| Shabatz, Servia | 12,151 |
| Shahjahanpur, India | 76,458 |
| Shanghai, China | 651,000 |
| Shasi, China | 86,000 |
| Shebinelkom | 21,576 |
| Sheffield, England | 470,958 |
| Sherbin, Egypt | 25,473 |
| Shidzvoka, Japan | 58,254 |
| Shimonoseki, Japan | 58,254 |
| Shiraz, Persia | 50,000 |
| Shizwoka, Japan | 48,744 |
| Sholapur, India | 75,288 |
| Shumula, Bulgaria | 22,275 |
| Shusha, Russia | 25,656 |
| Sialkot, India | 57,956 |
| Siangtan, China | 850,000 |
| Sidi-bel-Abbes, Algeria | 24,494 |
| Sie Olce, Russia | 26,234 |
| Siena, Italy | 38,665 |
| Simbirsk, Russia | 44,111 |
| Simferopol, Russia | 49,078 |
| Singan, China | 875,000 |
| Singapore, Straits Settlements | 193,089 |
| Siracusa, Italy | 32,030 |
| Siwas, Turkey in Asia | 43,100 |
| Skien, Norway | 11,394 |
| Skobelev, Russia in Asia | 8,918 |
| Skutari, Turkey in Asia | 80,000 |
| Slivno, Eastern Roumelia | 25,027 |
| Smethwick, England | 54,560 |
| Smichow, Austria | 47,135 |
| Smolensk, Russia | 46,699 |
| Smyrna, Turkey in Asia | 201,000 |
| Soderhamn, Sweden | 11,306 |
| Sofia, Bulgaria | 100,000 |
| Solingen, Germany | 45,260 |
| Sondrio, Italy | 8,171 |
| Sonsonate, Salvador | 17,016 |
| Sopron, Hungary | 33,478 |
| Southampton, England | 124,667 |
| Southport, England | 48,087 |
| South Shields, England | 117,627 |
| Spandau, Germany | 70,295 |
| Spezia, Italy | 65,612 |
| Srinagar, India | 122,618 |
| Stanislaw, Austria | 29,956 |
| Stargard, Germany | 26,875 |
| Stavanger, Norway | 30,613 |
| Stavropol, Russia in Asia | 41,590 |
| Stettin, Germany | 224,119 |
| Stockholm, Sweden | 339,582 |
| Stockport, England | 103,706 |
| Stockton-on-Tees, England | 51,476 |
| Stoke-upon-Trent, England | 30,476 |
| Stolp, Germany | 27,304 |
| Stralsund, Germany | 31,178 |
| Strasburg, Germany | 167,678 |
| Stratford, England | 43,000 |
| Stretford, England | 30,346 |
| Stryj, Austria | 23,300 |
| Stuttgart, Germany | 249,286 |
| Suchau, China | 500,000 |
| Sucre, Bolivia | 23,416 |
| Suez, Egypt | 24,970 |

| | |
|-------------------------|---------|
| Suit, Egypt | 42,079 |
| Sumy, Russia | 28,511 |
| Sunderland, England | 159,378 |
| Sundsvail, Sweden | 16,278 |
| Surabaya, Java | 150,198 |
| Surakarta, Java | 125,006 |
| Surat, India | 119,300 |
| Suwalk, Russia | 22,648 |
| Swansea, Wales | 98,305 |
| Swatow, China | 67,000 |
| Swindon, England | 45,906 |
| Sydney, Australia | 508,501 |
| Syra, Greece | 18,132 |
| Syracuse, Italy | 32,687 |
| Syzran, Russia | 33,046 |
| Szabadka, Hungary | 82,122 |
| Szegedin, Hungary | 102,991 |
| Szekestejervar, Hungary | 32,168 |
| Szemaο, China | 15,000 |
| Szentes, Hungary | 31,307 |

| | |
|-------------------------|---------|
| Taganrog, Russia | 58,928 |
| Taiwan, Formosa | 48,097 |
| Takaoka, Japan | 33,603 |
| Takamatsu, Japan | 42,578 |
| Takasaki, Japan | 39,961 |
| Talca, Chile | 38,040 |
| Talcahuano, Chile | 15,561 |
| Tambof, Russia | 49,208 |
| Tammerfors, Finland | 41,307 |
| Tamsui, Formosa | 100,000 |
| Tananarivo, Madagascar | 55,579 |
| Tangier, Morocco | 30,056 |
| Tanjore, India | 57,870 |
| Tanta, Egypt | 54,437 |
| Taranto, Italy | 60,733 |
| Tarbes, France | 20,845 |
| Tarija, Bolivia | 7,817 |
| Tarnopol, Austria | 30,415 |
| Tarragona, Spain | 26,285 |
| Tashkend, Turkestan | 155,673 |
| Tatungkau, China | 3,000 |
| Tavasetehus, Russia | 5,626 |
| Tavira, Portugal | 12,175 |
| Tazriz, Persia | 200,000 |
| Tegucigalpa, Honduras | 34,692 |
| Teheran, Persia | 280,000 |
| Temesvar, Hungary | 53,033 |
| Temuco, Chile | 16,037 |
| Tengyueh, China | 10,000 |
| Teplitz, Austria | 24,560 |
| Terama, Italy | 24,563 |
| Terni, Italy | 30,641 |
| Theodosia, Russia | 27,236 |
| The Hague, Netherlands | 259,012 |
| Thorn, Germany | 29,470 |
| Tientsin, China | 800,000 |
| Tiflis, Russia | 159,590 |
| Tilburg, Netherlands | 49,319 |
| Tilsit, Germany | 34,539 |
| Tipton, England | 30,543 |
| Tiraspol, Russia | 31,616 |
| Tiumen, Russia in Asia | 35,000 |
| Tlemcen, Algeria | 39,757 |
| Tobolsk, Russia in Asia | 21,401 |
| Tojama, Japan | 57,437 |
| Tokat, Turkey in Asia | 60,000 |

| | |
|----------------------------|-----------|
| Tokushina, Japan | 65,561 |
| Tokyo, Japan | 2,186,079 |
| Toledo, Spain | 23,393 |
| Toluca, Mexico | 25,904 |
| Tomsk, Russia in Asia | 67,419 |
| Torino, Italy | 371,000 |
| Toronto, Canada | 208,040 |
| Torquay, England | 33,625 |
| Torre del Greco, Italy | 32,299 |
| Tortosa, Spain | 25,368 |
| Totonicapam, Guatemala | 28,310 |
| Tottenham, England | 102,519 |
| Tottori, Japan | 32,682 |
| Toulon, France | 103,549 |
| Toulouse, France | 149,438 |
| Tour, France | 67,601 |
| Tourcoing, France | 81,671 |
| Tournay, Belgium | 37,640 |
| Toyohashi, Japan | 43,980 |
| Trani, Italy | 31,800 |
| Trapani, Italy | 59,452 |
| Trebizond, Turkey in Asia | 35,000 |
| Treves, Germany | 43,506 |
| Treviso, Italy | 33,987 |
| Trichinopoli, India | 104,721 |
| Trient, Austria | 24,868 |
| Trieste, Austria | 221,993 |
| Trikhala, Greece | 17,809 |
| Trinidad, Bolivia | 4,810 |
| Tripoli, Tripoli | 35,000 |
| Tripolitsa, Greece | 10,958 |
| Trivandrum, India | 57,882 |
| Trondhjem, Norway | 38,180 |
| Troyes, France | 53,447 |
| Tsaritsyn, Russia | 55,186 |
| Tsu, Japan | 41,229 |
| Tucuman, Argentina | 55,000 |
| Tula, Russia | 114,733 |
| Tulcea, Roumania | 20,000 |
| Tunbridge Wells, England | 33,388 |
| Tunis, Tunis | 176,500 |
| Turgai, Russia | 896 |
| Turin, Italy | 335,656 |
| Tver, Russia | 53,544 |
| Tynemouth, England | 51,514 |
| Uddevalla, Sweden | 12,059 |
| Udine, Italy | 37,942 |
| Ufa, Russia | 49,275 |
| Ujiyamada, Japan | 37,539 |
| Uipest, Hungary | 41,858 |
| Uleaborg, Russia | 17,869 |
| Ulm, Germany | 51,820 |
| Uitenhage, C. of Good Hope | 12,193 |
| Uman, Russia | 31,016 |
| Umballa, India | 78,638 |
| Upsala, Sweden | 25,311 |
| Uralsk, Russia | 36,466 |
| Uskup, Turkey | 20,000 |
| Utrecht, Netherlands | 116,783 |
| Utsunomiya, Japan | 47,114 |
| Valdiva, Chile | 15,229 |
| Valence, France | 26,964 |
| Valencia, Spain | 213,530 |
| Valencia, Venezuela | 38,654 |
| Valenciennes, France | 30,946 |

| | |
|-----------------------------|-----------|
| Valetta, Malta | 61,268 |
| Valladolid, Spain | 68,789 |
| Valparaiso, Chile | 162,447 |
| Vancouver, Br. Columbia | 26,133 |
| Varna, Bulgaria | 37,417 |
| Vasteras, Sweden | 17,004 |
| Venice, Italy | 151,840 |
| Vera Cruz, Mexico | 29,164 |
| Vercelli, Italy | 31,154 |
| Versailles, France | 54,820 |
| Verviers, Belgium | 48,583 |
| Viborg, Russia | 35,065 |
| Vicenza, Italy | 44,777 |
| Victoria, Br. Columbia | 20,816 |
| Vicuna (Verona), Italy | 74,271 |
| Vienna, Austria | 2,085,888 |
| Villanova, India | 41,913 |
| Villa Rica, Paraguay | 25,000 |
| Villadel Pilar, Paraguay | 10,000 |
| Vilna, Russia | 162,633 |
| Vina del Mar, Chile | 26,262 |
| Vincennes, France | 31,405 |
| Vinnitsa, Russia | 30,563 |
| Vitebsk, Russia | 65,871 |
| Victoria, Spain | 30,701 |
| Vittoria, Italy | 32,151 |
| Vladikavkas, Russia | 43,740 |
| Vladimir, Russia | 32,029 |
| Vladivostok, Russia in Asia | 38,000 |
| Volgoda, Russia | 27,705 |
| Volo, Greece | 23,563 |
| Volsk, Russia | 27,572 |
| Voronezh, Russia | 71,071 |
| Vranje, Servia | 11,375 |
| Vyvatka, Russia | 25,008 |
| Wakamatsu, Japan | 39,365 |
| Wakayama, Japan | 77,303 |
| Wakefield, England | 41,554 |
| Wallasey, England | 53,580 |
| Walsall, England | 99,399 |
| Walthamstow, England | 95,125 |
| Warrington, England | 72,276 |
| Warsaw, Russia | 756,425 |
| Waterford, Ireland | 27,947 |
| Weimar, Germany | 28,498 |
| Weissenfels, Germany | 28,296 |
| Wellington, New Zealand | 63,807 |
| Wenchau, China | 80,000 |
| West Bromwich, England | 70,457 |
| West Ham, England | 321,767 |
| West Hartlepool, England | 62,610 |
| Wiener-Neustadt, Aus. | 700 |
| Wiesbaden, Germany | 100,953 |
| Wigan, England | 90,678 |
| Willesden, England | 114,815 |
| Wimbledon, England | 41,604 |
| Winnipeg, Canada | 42,340 |
| Winnipeg, Manitoba | 90,204 |
| Winterthur, Switzerland | 27,700 |
| Withington, England | 36,201 |
| Witten, Germany | 33,535 |
| Wolverhampton, England | 104,633 |
| Wood Green, England | 34,183 |
| Worcester, England | 50,139 |
| Worcester, C. of Good Hope | 7,885 |
| Worms, Germany | 40,705 |

| | |
|------------------------|---------|
| Wuchang, China | 800,000 |
| Wuchau, China | 59,000 |
| Wuhu, China | 128,000 |
| Würzburg, Germany | 80,327 |
| Yamagata, Japan | 42,234 |
| Yarkand, China | 100,000 |
| Yarmouth, England | 53,430 |
| Yaroslaf, Russia | 70,616 |
| Yeisk, Russia in Asia | 35,414 |
| Yelets, Russia | 46,956 |
| Yelizavethgrad, Russia | 61,488 |
| Yelizavethgrad, Russia | 65,606 |
| Yekaterinburg, Russia | 43,239 |
| Yekaterinoslaf, Russia | 135,552 |
| Yezd, Persia | 45,000 |
| Yochau, China | 20,000 |
| Yokkaichi, Japan | 30,704 |
| Yokohama, Japan | 394,303 |
| Yokosuka, Japan | 70,964 |
| York, England | 87,004 |
| Ystad, Sweden | 10,860 |
| Yurief, Russia | 42,308 |
| Zaandam, Netherlands | 24,402 |
| Zacatecas, Mexico | 32,865 |
| Zagazig, Egypt | 34,599 |
| Zagreo, Hungary | 61,002 |
| Zante, Greece | 13,580 |
| Zanzibar, Zanzibar | 50,000 |
| Zaragoza, Spain | 99,118 |
| Zhitomer, Russia | 80,787 |
| Zittau, Germany | 30,975 |
| Zurich, Switzerland | 183,500 |
| Zwickau, Germany | 68,502 |
| Zwelle, Netherlands | 33,729 |

*** END OF THE PROJECT GUTENBERG EBOOK PEOPLE'S HANDY ATLAS OF THE WORLD ***

Updated editions will replace the previous one—the old editions will be renamed.

Creating the works from print editions not protected by U.S. copyright law means that no one owns a United States copyright in these works, so the Foundation (and you!) can copy and distribute it in the United States without permission and without paying copyright royalties. Special rules, set forth in the General Terms of Use part of this license, apply to copying and distributing Project Gutenberg™ electronic works to protect the PROJECT GUTENBERG™ concept and trademark. Project Gutenberg is a registered trademark, and may not be used if you charge for an eBook, except by following the terms of the trademark license, including paying royalties for use of the Project Gutenberg trademark. If you do not charge anything for copies of this eBook, complying with the trademark license is very easy. You may use this eBook for nearly any purpose such as creation of derivative works, reports, performances and research. Project Gutenberg eBooks may be modified and printed and given away—you may do practically ANYTHING in the United States with eBooks not protected by U.S. copyright law. Redistribution is subject to the trademark license, especially commercial redistribution.

START: FULL LICENSE
THE FULL PROJECT GUTENBERG LICENSE
PLEASE READ THIS BEFORE YOU DISTRIBUTE OR USE THIS WORK

To protect the Project Gutenberg™ mission of promoting the free distribution of electronic works, by using or distributing this work (or any other work associated in any way with the phrase “Project Gutenberg”), you agree to comply with all the terms of the Full Project

Section 1. General Terms of Use and Redistributing Project Gutenberg™ electronic works

1.A. By reading or using any part of this Project Gutenberg™ electronic work, you indicate that you have read, understand, agree to and accept all the terms of this license and intellectual property (trademark/copyright) agreement. If you do not agree to abide by all the terms of this agreement, you must cease using and return or destroy all copies of Project Gutenberg™ electronic works in your possession. If you paid a fee for obtaining a copy of or access to a Project Gutenberg™ electronic work and you do not agree to be bound by the terms of this agreement, you may obtain a refund from the person or entity to whom you paid the fee as set forth in paragraph 1.E.8.

1.B. “Project Gutenberg” is a registered trademark. It may only be used on or associated in any way with an electronic work by people who agree to be bound by the terms of this agreement. There are a few things that you can do with most Project Gutenberg™ electronic works even without complying with the full terms of this agreement. See paragraph 1.C below. There are a lot of things you can do with Project Gutenberg™ electronic works if you follow the terms of this agreement and help preserve free future access to Project Gutenberg™ electronic works. See paragraph 1.E below.

1.C. The Project Gutenberg Literary Archive Foundation (“the Foundation” or PGLAF), owns a compilation copyright in the collection of Project Gutenberg™ electronic works. Nearly all the individual works in the collection are in the public domain in the United States. If an individual work is unprotected by copyright law in the United States and you are located in the United States, we do not claim a right to prevent you from copying, distributing, performing, displaying or creating derivative works based on the work as long as all references to Project Gutenberg are removed. Of course, we hope that you will support the Project Gutenberg™ mission of promoting free access to electronic works by freely sharing Project Gutenberg™ works in compliance with the terms of this agreement for keeping the Project Gutenberg™ name associated with the work. You can easily comply with the terms of this agreement by keeping this work in the same format with its attached full Project Gutenberg™ License when you share it without charge with others.

1.D. The copyright laws of the place where you are located also govern what you can do with this work. Copyright laws in most countries are in a constant state of change. If you are outside the United States, check the laws of your country in addition to the terms of this agreement before downloading, copying, displaying, performing, distributing or creating derivative works based on this work or any other Project Gutenberg™ work. The Foundation makes no representations concerning the copyright status of any work in any country other than the United States.

1.E. Unless you have removed all references to Project Gutenberg:

1.E.1. The following sentence, with active links to, or other immediate access to, the full Project Gutenberg™ License must appear prominently whenever any copy of a Project Gutenberg™ work (any work on which the phrase “Project Gutenberg” appears, or with which the phrase “Project Gutenberg” is associated) is accessed, displayed, performed, viewed, copied or distributed:

This eBook is for the use of anyone anywhere in the United States and most other parts of the world at no cost and with almost no restrictions whatsoever. You may copy it, give it away or re-use it under the terms of the Project Gutenberg License included with this eBook or online at www.gutenberg.org. If you are not located in the United States, you will have to check the laws of the country where you are located before using this eBook.

1.E.2. If an individual Project Gutenberg™ electronic work is derived from texts not protected by U.S. copyright law (does not contain a notice indicating that it is posted with permission of the copyright holder), the work can be copied and distributed to anyone in the United States without paying any fees or charges. If you are redistributing or providing access to a work with the phrase “Project Gutenberg” associated with or appearing on the work, you must comply either with the requirements of paragraphs 1.E.1 through 1.E.7 or obtain permission for the use of the work and the Project Gutenberg™ trademark as set forth in paragraphs 1.E.8 or 1.E.9.

1.E.3. If an individual Project Gutenberg™ electronic work is posted with the permission of the copyright holder, your use and distribution must comply with both paragraphs 1.E.1 through 1.E.7 and any additional terms imposed by the copyright holder. Additional terms will be linked to the Project Gutenberg™ License for all works posted with the permission of the copyright holder found at the beginning of this work.

1.E.4. Do not unlink or detach or remove the full Project Gutenberg™ License terms from this work, or any files containing a part of this work or any other work associated with Project Gutenberg™.

1.E.5. Do not copy, display, perform, distribute or redistribute this electronic work, or any part of this electronic work, without prominently displaying the sentence set forth in paragraph 1.E.1 with active links or immediate access to the full terms of the Project Gutenberg™ License.

1.E.6. You may convert to and distribute this work in any binary, compressed, marked up, nonproprietary or proprietary form, including any word processing or hypertext form. However, if you provide access to or distribute copies of a Project Gutenberg™ work in a format other than “Plain Vanilla ASCII” or other format used in the official version posted on the official Project Gutenberg™ website (www.gutenberg.org), you must, at no additional cost, fee or expense to the user, provide a copy, a means of exporting a copy, or a means of obtaining a copy upon request, of the work in its original “Plain Vanilla ASCII” or other form. Any alternate format must include the full Project Gutenberg™ License as specified in paragraph 1.E.1.

1.E.7. Do not charge a fee for access to, viewing, displaying, performing, copying or distributing any Project Gutenberg™ works unless you comply with paragraph 1.E.8 or 1.E.9.

1.E.8. You may charge a reasonable fee for copies of or providing access to or distributing Project Gutenberg™ electronic works provided that:

- You pay a royalty fee of 20% of the gross profits you derive from the use of Project Gutenberg™ works calculated using the method you already use to calculate your applicable taxes. The fee is owed to the owner of the Project Gutenberg™ trademark, but he has agreed to donate royalties under this paragraph to the Project Gutenberg Literary Archive Foundation. Royalty payments must be paid within 60 days following each date on which you prepare (or are legally required to prepare) your periodic tax returns. Royalty payments should be clearly marked as such and sent to the Project Gutenberg Literary Archive Foundation at the address specified in Section 4, “Information about donations to the Project Gutenberg Literary Archive Foundation.”
- You provide a full refund of any money paid by a user who notifies you in writing (or by e-mail) within 30 days of receipt that s/he does not agree to the terms of the full Project Gutenberg™ License. You must require such a user to return or destroy all copies of the works possessed in a physical medium and discontinue all use of and all access to other copies of Project Gutenberg™ works.
- You provide, in accordance with paragraph 1.F.3, a full refund of any money paid for a work or a replacement copy, if a defect in the electronic work is discovered and reported to you within 90 days of receipt of the work.
- You comply with all other terms of this agreement for free distribution of Project Gutenberg™ works.

1.E.9. If you wish to charge a fee or distribute a Project Gutenberg™ electronic work or group of works on different terms than are set forth in this agreement, you must obtain permission in writing from the Project Gutenberg Literary Archive Foundation, the manager of the Project Gutenberg™ trademark. Contact the Foundation as set forth in Section 3 below.

1.F.

1.F.1. Project Gutenberg volunteers and employees expend considerable effort to identify, do copyright research on, transcribe and proofread works not protected by U.S. copyright law in creating the Project Gutenberg™ collection. Despite these efforts, Project Gutenberg™ electronic works, and the medium on which they may be stored, may contain “Defects,” such as, but not limited to, incomplete, inaccurate or corrupt data, transcription errors, a copyright or other intellectual property infringement, a defective or damaged disk or other medium, a computer virus, or computer codes that damage or cannot be read by your equipment.

1.F.2. LIMITED WARRANTY, DISCLAIMER OF DAMAGES - Except for the “Right of Replacement or Refund” described in paragraph 1.F.3, the Project Gutenberg Literary Archive Foundation, the owner of the Project Gutenberg™ trademark, and any other party distributing a Project Gutenberg™ electronic work under this agreement, disclaim all liability to you for damages, costs and expenses, including legal fees. YOU AGREE THAT YOU HAVE NO REMEDIES FOR NEGLIGENCE, STRICT LIABILITY, BREACH OF WARRANTY OR BREACH OF CONTRACT EXCEPT THOSE PROVIDED IN PARAGRAPH 1.F.3. YOU AGREE THAT THE FOUNDATION, THE TRADEMARK OWNER, AND ANY DISTRIBUTOR UNDER THIS AGREEMENT WILL NOT BE LIABLE TO YOU FOR ACTUAL, DIRECT, INDIRECT, CONSEQUENTIAL, PUNITIVE OR INCIDENTAL DAMAGES EVEN IF YOU GIVE NOTICE OF THE POSSIBILITY OF SUCH DAMAGE.

1.F.3. LIMITED RIGHT OF REPLACEMENT OR REFUND - If you discover a defect in this electronic work within 90 days of receiving it, you can receive a refund of the money (if any) you paid for it by sending a written explanation to the person you received the work from. If

you received the work on a physical medium, you must return the medium with your written explanation. The person or entity that provided you with the defective work may elect to provide a replacement copy in lieu of a refund. If you received the work electronically, the person or entity providing it to you may choose to give you a second opportunity to receive the work electronically in lieu of a refund. If the second copy is also defective, you may demand a refund in writing without further opportunities to fix the problem.

1.F.4. Except for the limited right of replacement or refund set forth in paragraph 1.F.3, this work is provided to you 'AS-IS', WITH NO OTHER WARRANTIES OF ANY KIND, EXPRESS OR IMPLIED, INCLUDING BUT NOT LIMITED TO WARRANTIES OF MERCHANTABILITY OR FITNESS FOR ANY PURPOSE.

1.F.5. Some states do not allow disclaimers of certain implied warranties or the exclusion or limitation of certain types of damages. If any disclaimer or limitation set forth in this agreement violates the law of the state applicable to this agreement, the agreement shall be interpreted to make the maximum disclaimer or limitation permitted by the applicable state law. The invalidity or unenforceability of any provision of this agreement shall not void the remaining provisions.

1.F.6. INDEMNITY - You agree to indemnify and hold the Foundation, the trademark owner, any agent or employee of the Foundation, anyone providing copies of Project Gutenberg™ electronic works in accordance with this agreement, and any volunteers associated with the production, promotion and distribution of Project Gutenberg™ electronic works, harmless from all liability, costs and expenses, including legal fees, that arise directly or indirectly from any of the following which you do or cause to occur: (a) distribution of this or any Project Gutenberg™ work, (b) alteration, modification, or additions or deletions to any Project Gutenberg™ work, and (c) any Defect you cause.

Section 2. Information about the Mission of Project Gutenberg™

Project Gutenberg™ is synonymous with the free distribution of electronic works in formats readable by the widest variety of computers including obsolete, old, middle-aged and new computers. It exists because of the efforts of hundreds of volunteers and donations from people in all walks of life.

Volunteers and financial support to provide volunteers with the assistance they need are critical to reaching Project Gutenberg™'s goals and ensuring that the Project Gutenberg™ collection will remain freely available for generations to come. In 2001, the Project Gutenberg Literary Archive Foundation was created to provide a secure and permanent future for Project Gutenberg™ and future generations. To learn more about the Project Gutenberg Literary Archive Foundation and how your efforts and donations can help, see Sections 3 and 4 and the Foundation information page at www.gutenberg.org.

Section 3. Information about the Project Gutenberg Literary Archive Foundation

The Project Gutenberg Literary Archive Foundation is a non-profit 501(c)(3) educational corporation organized under the laws of the state of Mississippi and granted tax exempt status by the Internal Revenue Service. The Foundation's EIN or federal tax identification number is 64-6221541. Contributions to the Project Gutenberg Literary Archive Foundation are tax deductible to the full extent permitted by U.S. federal laws and your state's laws.

The Foundation's business office is located at 809 North 1500 West, Salt Lake City, UT 84116, (801) 596-1887. Email contact links and up to date contact information can be found at the Foundation's website and official page at www.gutenberg.org/contact

Section 4. Information about Donations to the Project Gutenberg Literary Archive Foundation

Project Gutenberg™ depends upon and cannot survive without widespread public support and donations to carry out its mission of increasing the number of public domain and licensed works that can be freely distributed in machine-readable form accessible by the widest array of equipment including outdated equipment. Many small donations (\$1 to \$5,000) are particularly important to maintaining tax exempt status with the IRS.

The Foundation is committed to complying with the laws regulating charities and charitable donations in all 50 states of the United States. Compliance requirements are not uniform and it takes a considerable effort, much paperwork and many fees to meet and keep up with these requirements. We do not solicit donations in locations where we have not received written confirmation of compliance. To SEND DONATIONS or determine the status of compliance for any particular state visit www.gutenberg.org/donate.

While we cannot and do not solicit contributions from states where we have not met the solicitation requirements, we know of no prohibition against accepting unsolicited donations from donors in such states who approach us with offers to donate.

International donations are gratefully accepted, but we cannot make any statements concerning tax treatment of donations received from outside the United States. U.S. laws alone swamp our small staff.

Please check the Project Gutenberg web pages for current donation methods and addresses. Donations are accepted in a number of other ways including checks, online payments and credit card donations. To donate, please visit: www.gutenberg.org/donate

Section 5. General Information About Project Gutenberg™ electronic works

Professor Michael S. Hart was the originator of the Project Gutenberg™ concept of a library of electronic works that could be freely shared with anyone. For forty years, he produced and distributed Project Gutenberg™ eBooks with only a loose network of volunteer support.

Project Gutenberg™ eBooks are often created from several printed editions, all of which are confirmed as not protected by copyright in the U.S. unless a copyright notice is included. Thus, we do not necessarily keep eBooks in compliance with any particular paper edition.

Most people start at our website which has the main PG search facility: www.gutenberg.org.

This website includes information about Project Gutenberg™, including how to make donations to the Project Gutenberg Literary Archive Foundation, how to help produce our new eBooks, and how to subscribe to our email newsletter to hear about new eBooks.