

The Project Gutenberg eBook of Gift Card Designing, by Pedro J. Lemos

This ebook is for the use of anyone anywhere in the United States and most other parts of the world at no cost and with almost no restrictions whatsoever. You may copy it, give it away or re-use it under the terms of the Project Gutenberg License included with this ebook or online at www.gutenberg.org. If you are not located in the United States, you'll have to check the laws of the country where you are located before using this eBook.

Title: Gift Card Designing

Author: Pedro J. Lemos


Release date: April 8, 2016 [EBook #51700]

Most recently updated: January 24, 2021

Language: English

Credits: Produced by Charlene Taylor, Chuck Greif and the Online Distributed Proofreading Team at <http://www.pgdp.net> (This file was produced from images generously made available by The Internet Archive)

*** START OF THE PROJECT GUTENBERG EBOOK GIFT CARD DESIGNING ***



Gift Card Designing

PEDRO J. LEMOS

THERE is less satisfactory holiday hunting for greeting cards than for any other gift. Visit any shop where gift cards are in evidence and you will note how prospective purchasers go over and over the display, finding one here, discarding it later and at the end possibly making a hesitating and unsatisfied selection.

Publishers have stated to me that if there is one symbol of the holiday season that should be rejuvenated, it is the custom of sending gift cards. We can all recall how dear to our eyes were the lace-edged, isinglass, snow-encrusted gift cards, which had to be handled with finger tips, and the singing bird sentiments, which were so daintily revealed by a surprise opening of a flap. These cards, together with the horse-hair sofa and the wax flowers in a glass dome, were part of a certain evolution, and, of course, the only place now for such cards is way down at the bottom of some memory box.

Previous to the world war, America was flooded with cards of a gingerbread tinsel order of decorations turned out by the million in foreign countries. These, as well as postcards, were printed in huge editions by sweat-shop methods, which, together with certain "can't-be-done-better" slogans, caused our own shops to fall back as competitors.

Now we all know that, no matter how perfect the printing may be, the design and idea must be the selling factor of the gift card. And again, the more the idea and wording meet with the personal or local trend of the community in which it is distributed, the better it will be accepted.

That possibly is the reason why you and I can't find what we want when we look for a card to express our personal feeling, because it was expressed either in Dresden or London or Hoboken or Squashville. What we need are cards that are typical community expressions from the parts of the country from which they come. It is just as foolish for me to send you a card from California with a home-coming sleigh scene having snow-burdened roofs for a back-ground, as it would be for you to send a decoration unrelated to your environment. Let's use motifs and scenes and wording which create the charm of our home section, and we will find that the card will be doubly welcomed by the recipient on that account.

If the American card is to be encouraged in America, the designing and appreciation of such must be started right in the art rooms of our schools; and the most important part of such a problem is the lettering.

Lettering need not be approached with fear and trembling, for it can be done with ease and pleasure. I know of students who shunned lettering because they thought it mechanical and laborious, but who, after discovering its possibilities, had almost to be bribed to do anything else.

The old masters and artist-craftsmen recognized that lettering could be as artistic as the worker desired and nothing is more beautiful in lettering than the illuminated manuscripts and books of those ages.

The easiest way to produce lettering is to use the lettering pens. These pens are made with a separate, small brass tip which is placed on the pen as a fountain. The fountain is filled from the quill of the drawing ink bottle, just as the ink is put into a ruling pen. As the pens come in about twelve different stroke-widths, it is well to have a pen holder for each size. This will save confusion and time. When the pen is being used it should be held so that both

sides of the pen-point rest on the paper. It is not necessary to press the pen for wide parts, as it will almost automatically produce the wide strokes when brought downward and the thin strokes when brought upward.

The board on which the drawing is made should be placed at an angle of 45 degrees to permit the ink to flow well. If too great a slant is used, the ink, strange to say, refuses to run up hill, and if the board is placed flat, the ink on the pen will be too ambitious to arrive.

Before beginning a card, the idea should be roughly planned, so that the general forms may be considered. This is termed the "dummy." In planning the dummy, consider carefully the margins. Good lettering is often spoiled by poor spacing. Because you are doing lettering, do not ignore design principles. Every design principle you know of can be used in lettering, just as it can be in any art application.

To prevent your lettering from being at a slant, or "off its feet," to use the printer's term, you should rule light vertical plumb lines to guide your letter strokes.

When lettering, remember that unity must be thought of continually. If the finish of each stroke or "serif" is large on the first letter, it must be similar on all other letters. The thin strokes throughout a line of lettering should be equal in weight. This rule applies also to the thick strokes. The lettering pens take care of this if used properly and if no undue pressure is placed on the pen.

A beautiful initial is always a happy beginning to a quotation. With color or illumination added, much charm is possible. If the lettering is on soft-surfaced paper, it will be found that a leather tool or other metal point can be used for tooling the initial from the back as well as from the front. Gold or silver water colors, added with proper restraint give a sparkle to the card.

If your class wishes to raise funds for some worthy enterprise try having a class competition for gift cards. The verses can be a problem for the class in English. Selecting the best half-dozen designs, get in touch with an engraver, and have the students make working-drawings. Right there you will learn something new about drawing for the industries. Then after the engravings are received, if your school is one of the fortunate ones with a printing department, have your students co-operate with the printing students in securing the right colors, etc. Plan envelopes, which can be easily made by cutting the paper from patterns and then folding and pasting them together.

Beginners in gift card designing should all be encouraged to start with simple work, similar to that in [Plate 3](#). Such work results in well-designed cards and is encouraging to the originator. The idea of using cut paper is always good with amateur artists, as it helps them to keep their work simple and makes color harmonies easier. Elaborate ideas, such as figures, ornate designs, etc., should be avoided at the start.

In selecting colors, the students should be encouraged to use subdued or grayed tones, for, by this means, they are much more certain of obtaining a rich-looking card. There are too many printed cards already on the market which are done in gaudy colors, without adding more. If cut paper cards are made, the students can decide on the colors they want by laying strips of the colored paper side by side, until the best color scheme has been decided upon.

Too much stress cannot be laid upon good placing or arrangement of the lettering. In [Plate 4](#), we have a series of cards that are fairly good, but that would have been quite a bit improved by better lettering. The ideas and general arrangement of these cards make them good suggestions.

Often we find students in classes turning out cards all based upon the same general composition. It is easy for students to follow a general type of card suggested by the teacher or some progressive young artist. In [Plate 5](#), we find a page of ten typical arrangements. Although different as to basic composition, they are all good, and can be used as a start for original work. Always bear in mind the idea that both lettering and decoration should be in complete harmony. Light fantastic lettering, for instance, would not be in harmony with heavy, bold decorations.

In late years we find many artists and designers, who cannot find suitable cards in the book shops, sketching designs of their own and having them printed. In this way they can put in an individual touch and produce a card that exactly meets their requirements. Although such a card is more expensive than a stock card, the plan works out well for those who have a fair list of mailing acquaintances. A page of such cards is shown in [Plate 6](#).

The use of flat, massive tones, provided the colors are not too heavy, always makes a distinctive card. [Plate 7](#) shows a page of such designs. A good typical example is the card in the lower right hand corner which contains the quotation from Dickens. The use of toned paper often helps. At most art stores it is possible to obtain a vegetable parchment paper which makes splendid material on which to draw or print the strong, decorative type of gift card.

Oftentimes we receive or send holiday cards that are based on a humorous trend. Nothing takes so well as a bit of verse with a smile tied onto it somewhere, provided it is well done. A cheerful card is generally kept and placed where its owner can see it often. Designs for such cards should be well-planned, in order to avoid an appearance of the comic valentine in their general make-up. A page of work having the semi-humorous element is found in [Plate 8](#).

Anyone desiring to reproduce an artistic card with the minimum expense, will do well to look into the idea of using cut linoleum. By planning motifs that hold well together, and are strong in design, it is possible to cut out some very acceptable blocks in heavy linoleum. From these, almost any number of gift cards can be printed by hand in varied colors. When dry, these cards can be hand colored. Because of the difficulty in cutting out the letters, one should use as few words as possible. Designs adapted to this work are found in [Plate 9](#).

Occasionally, students having a natural bent or enthusiasm for design will be found anxious to produce a card of the style found in [Plate 10](#). In cards of this kind, careful attention must be given to the motifs used and to the placing of these motifs in the general composition. As most of the stress is laid on the design, rather than the lettering, it is important that this design be well planned and equally well carried out. In case of doubt, it is better to leave out some of the ornament rather than have the card overcrowded or ornate.

The holiday motifs shown in [Plate 11](#) are not only adapted to gift cards, but also to posters, place cards, and room or tree decorations. It is a good problem to allow the students to take such a page of motifs and from them to plan their own card, using their own ideas as to size of card, proportion, lettering, etc. This is splendid training for the artists in the line of what is known to the printers as "make-up." After the preliminary sketches have been made the teacher can call attention to mistakes in balance, rhythm, etc., and suggest corrections.

Other useful ornaments, not only for Christmas but also for Easter and Hallowe'en, are found in [Plates 12](#) and [13](#). The test of a student's ability lies in the way he is able to arrange such motifs into a good card, or the manner in which he derives ideas from these motifs for original work.

Plate 14 gives us some very effective motifs for Washington's Birthday. These figures can be cut in paper, done in opaque wash, or finished in pen and ink. Original poems may be written by members of the class and added to the card. School programs or invitations can be made a class problem for this topic.

Valentines also afford a good opportunity for a class problem. Try to encourage in the students the development of new ideas or original treatment in the handling of their valentine cards. A card does not need to be gaudy, over-elaborate, or grotesque, in order to be attractive. A few simple motifs, well placed, and with good coloring, will produce the most pleasing kind of a card. Humorous cards, containing good clean fun are always acceptable, if well done.

A Valentine containing unique possibilities is shown in [Plate 16](#). The same idea can be varied so as to make a number of novel cards. The little envelope, which this card features, is easily constructed and will hold quite a message, if written carefully. The figure of the messenger can be hand colored in buff and vermilion.

The cards and motifs shown on these plates make a series of general suggestions. Based on the types shown here, as regards lettering, design, and card sizes, gift cards for the various holidays and for birthdays can be planned and worked out. Once your students produce such cards, they will never again be satisfied with stock cards. Successful students can find remuneration as well as much joy in designing gift cards for their friends' needs, and in time may be able to create a market in their own locality.

Outline for Problems in Gift Card Work

PROBLEM 1. Have students select or originate a good Christmas sentiment. Next, sketch on an 8 x 10 sheet of pencil paper four different arrangements of this idea.

PROBLEM 2. After selecting the best composition from sketches in Problem 1, plan a card and envelope arrangement to go with it. Study over suggestions given in [Plate 2](#).

PROBLEM 3. Using three colors and a tinted paper, complete the idea planned in Problems 1 and 2. Possibly two varied types of cards can be worked up.

PROBLEM 4. As a variation, design and complete two simple cards in cut paper. Use about four colors, using the background as one of the colors.

PROBLEM 5. Keeping the flat decorative type of work as a standard study the cards in [Plate 7](#). Next, design a Christmas folder of two or four pages, having a cover design and lettered verse inside.

PROBLEM 6. Plan a set of four holiday tags or stickers to go with packages. These should not exceed 2 x 3 inches in size and can be of the semi-humorous type.

PROBLEM 7. Have students copy a good pen alphabet using both the capitals and small letters. This card should be made on a 8 x 10 sheet of bristol board.

PROBLEM 8. Either look up or originate some text that will make a good holiday gift. Block out a wall card that will be about 6 x 9 inches in proportion and design the motto to fit this space using the pen letters studied.

PROBLEM 9. Study the cut paper cards made in Problem 4. Also look at [Plate 9](#). Next, on pencil paper, block out two compositions that will cut well in linoleum. Select the best and work it out carefully in color, planning every part in flat tones.

PROBLEM 10. From color sketch, trace and cut out the linoleum blocks. Using opaque water colors, print a set of fifteen or twenty good cards. Make envelopes to go with them. Vary color schemes if desired.

PROBLEM 11. Allow each student to originate a color scheme and table plan for a Christmas dinner. After this has been perfected, have each student make six place cards to go with the decorations.

PROBLEM 12. Study suggestions in [Plate 12](#) and [13](#). From these or other material, design one round and one oblong sticker to be placed on a gift package. This may be for any of the holidays or for a birthday.

PROBLEM 13. Look over [Plate 14](#). Using these suggestions or similar ones, plan a program or an invitation to Washington's Birthday exercises at the school. Size and color optional.

PROBLEM 14. Study Plates [15](#) and [16](#). Next, design two good Valentines, one being of the greeting type and the other having some novelty added, as the one found in [Plate 16](#). Keep lettering clear and simple.

PROBLEM 15. Design an artistic Easter Card, using white or cream paper and delicate coloring. Tie with appropriate cord or ribbon.

PROBLEM 16. Plan invitations to a Fourth of July party. Work for a unique effect without using too many colors.

PROBLEM 17. Do the same with Hallowe'en, using cut paper instead of colors.

PROBLEM 18. Design an invitation to a Thanksgiving dinner, using a combination of ink outlines and flat washes of watercolor.

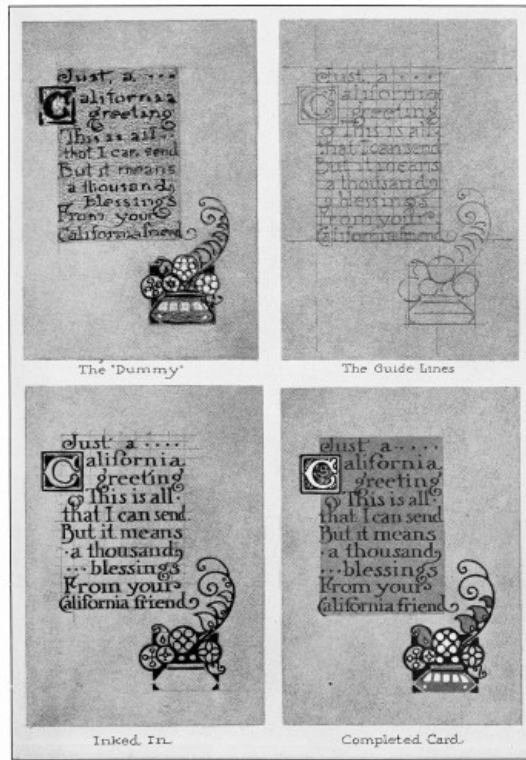


PLATE 1

A GOOD Gift Card is always first sketched in lightly and planned from the standpoint of good balance and design. In designing a card always try several small arrangements or compositions before deciding on the one to complete.



PLATE 2

IN ADDITION to the planning of the lettering, the designer has an opportunity for invention as regards the type of card and its envelope or container. A novel idea goes a long way toward success.



PLATE 3

NOTHING PLEASES the receiver so much as a hand finished card from some good friend. Above are some simple designs that any artist could produce. These originals were made by children.



PLATE 4

ANOTHER PAGE containing some simple compositions. By using subdued tones of green, red and white on a gray or buff paper, very interesting color effects may be obtained. These were made by students in high school grades.



PLATE 5

CHRISTMAS CARDS. Ten typical arrangements. 1. Full panel decorations. 2. Initial decoration. 3. Ornamental initial. 4. Text illustrated. 5. Lettering only. 6. Lettering and panel ornament. 7. Panel decoration and text panel. 8. Pictorial panel and text. 9. Border decoration. 10. Free symbol and text. All the originals, several published for general sale, others privately printed, were in color. 3, 6, 7, 9, and 10 were hand colored. To make an original card, choose the arrangement that seems most desirable, and substitute elements having a personal appeal—other salutations or quotations and appropriate decorative elements.



PLATE 6

FOUR VARIED Styles of design in holiday cards, for more advanced talent. Note how each one is based on a foundation of good design. These cards were all designed by those sending them out as personal greetings.



PLATE 7

A PAGE of strong designs made by art school students. Notice how the designs have been kept in simple broad masses and the lettering made part of the design. The originals in color were even more unified.



PLATE 8

A PAGE of Christmas Cards in which a semi-humorous element has been incorporated. Cards like these often create a pleasant variation from the more formal ones. These were designed by high school students.



PLATE 9

STRONG, WELL MASSED DESIGNS like these are well adapted to work in cut linoleum. If printed in a deep gray or brown and hand colored with light washes of transparent color they make an unusually rich looking card.



PLATE 10

CARDS USING figures of the poster type. In these the accent has been placed on the decorative design quality. If properly done, such a problem gives the student fine training in spacing, balance and rhythm, and results in a highly artistic card.




PLATE 11

A SET of holiday motifs that will help in planning Christmas Gift Cards or quotations. These are simple enough to be used by beginners.



PLATE 12

A PAGE of useful holiday designs. These may be used as the basis of original cards. Their wide range suggests a variation of techniques. Simple line drawings, similar to that of Hallowe'en are best adapted to hand coloring.




PLATE 13

ANOTHER PAGE of good suggestions. The silhouette at the top suggests possibilities in cut paper for the little folks. The use of cut out motifs in colored paper is an easy way for the younger artists to make their cards.



PLATE 14

SUGGESTIONS FOR Washington's Birthday. Silhouettes may be produced in cut paper, stencil work, opaque colors or pen and ink. Both Washington's and Lincoln's Birthday offer good opportunities for art projects.




PLATE 15

A PAGE of interesting Valentine designs. The use of a light and dark color against a medium toned paper is a sure way of obtaining quick and effective results. Variations, without figures, can be made by the younger artists.

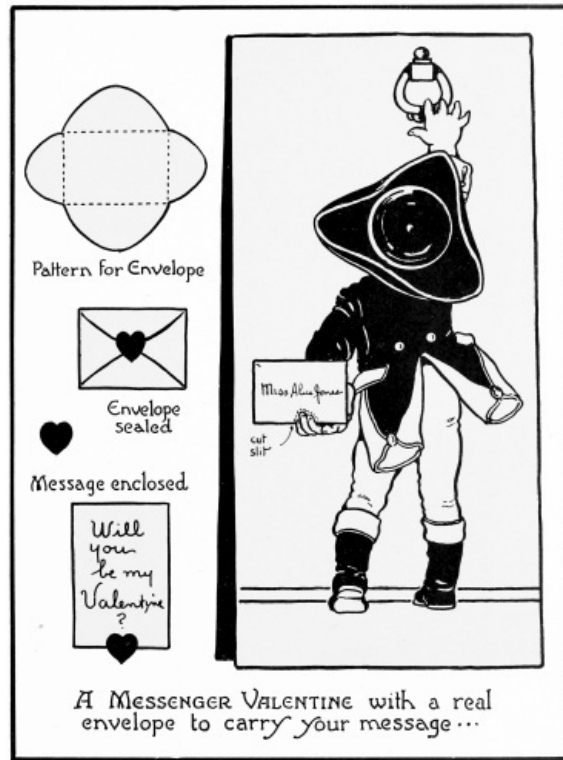


PLATE 16

A UNIQUE VALENTINE DESIGN. In this one an individual message can be written and put in the little envelope. Variations, such as a little dog holding a valentine-letter or a bird with one in his bill might be worked out similar to this idea.

*** END OF THE PROJECT GUTENBERG EBOOK GIFT CARD DESIGNING ***

Updated editions will replace the previous one—the old editions will be renamed.

Creating the works from print editions not protected by U.S. copyright law means that no one owns a United States copyright in these works, so the Foundation (and you!) can copy and distribute it in the United States without permission and without paying copyright royalties. Special rules, set forth in the General Terms of Use part of this license, apply to copying and distributing Project Gutenberg™ electronic works to protect the PROJECT GUTENBERG™ concept and trademark. Project Gutenberg is a registered trademark, and may not be used if you charge for an eBook, except by following the terms of the trademark license, including paying royalties for use of the Project Gutenberg trademark. If you do not charge anything for copies of this eBook, complying with the trademark license is very easy. You may use this eBook for nearly any purpose such as creation of derivative works, reports, performances and research. Project Gutenberg eBooks may be modified and printed and given away—you may do practically ANYTHING in the United States with eBooks not protected by U.S. copyright law. Redistribution is subject to the trademark license, especially commercial redistribution.

START: FULL LICENSE
THE FULL PROJECT GUTENBERG LICENSE
PLEASE READ THIS BEFORE YOU DISTRIBUTE OR USE THIS WORK

To protect the Project Gutenberg™ mission of promoting the free distribution of electronic works, by using or distributing this work (or any other work associated in any way with the phrase “Project Gutenberg”), you agree to comply with all the terms of the Full Project Gutenberg™ License available with this file or online at www.gutenberg.org/license.

Section 1. General Terms of Use and Redistributing Project Gutenberg™ electronic works

1.A. By reading or using any part of this Project Gutenberg™ electronic work, you indicate that you have read, understand, agree to and accept all the terms of this license and intellectual property (trademark/copyright) agreement. If you do not agree to abide by all the terms of this agreement, you must cease using and return or destroy all copies of Project Gutenberg™ electronic works in your possession. If you paid a fee for obtaining a copy of or access to a Project Gutenberg™ electronic work and you do not agree to be bound by the terms of this agreement, you may obtain a refund from the person or entity to whom you paid the fee as set forth in paragraph 1.E.8.

1.B. "Project Gutenberg" is a registered trademark. It may only be used on or associated in any way with an electronic work by people who agree to be bound by the terms of this agreement. There are a few things that you can do with most Project Gutenberg™ electronic works even without complying with the full terms of this agreement. See paragraph 1.C below. There are a lot of things you can do with Project Gutenberg™ electronic works if you follow the terms of this agreement and help preserve free future access to Project Gutenberg™ electronic works. See paragraph 1.E below.

1.C. The Project Gutenberg Literary Archive Foundation ("the Foundation" or PGLAF), owns a compilation copyright in the collection of Project Gutenberg™ electronic works. Nearly all the individual works in the collection are in the public domain in the United States. If an individual work is unprotected by copyright law in the United States and you are located in the United States, we do not claim a right to prevent you from copying, distributing, performing, displaying or creating derivative works based on the work as long as all references to Project Gutenberg are removed. Of course, we hope that you will support the Project Gutenberg™ mission of promoting free access to electronic works by freely sharing Project Gutenberg™ works in compliance with the terms of this agreement for keeping the Project Gutenberg™ name associated with the work. You can easily comply with the terms of this agreement by keeping this work in the same format with its attached full Project Gutenberg™ License when you share it without charge with others.

1.D. The copyright laws of the place where you are located also govern what you can do with this work. Copyright laws in most countries are in a constant state of change. If you are outside the United States, check the laws of your country in addition to the terms of this agreement before downloading, copying, displaying, performing, distributing or creating derivative works based on this work or any other Project Gutenberg™ work. The Foundation makes no representations concerning the copyright status of any work in any country other than the United States.

1.E. Unless you have removed all references to Project Gutenberg:

1.E.1. The following sentence, with active links to, or other immediate access to, the full Project Gutenberg™ License must appear prominently whenever any copy of a Project Gutenberg™ work (any work on which the phrase "Project Gutenberg" appears, or with which the phrase "Project Gutenberg" is associated) is accessed, displayed, performed, viewed, copied or distributed:

This eBook is for the use of anyone anywhere in the United States and most other parts of the world at no cost and with almost no restrictions whatsoever. You may copy it, give it away or re-use it under the terms of the Project Gutenberg License included with this eBook or online at www.gutenberg.org. If you are not located in the United States, you will have to check the laws of the country where you are located before using this eBook.

1.E.2. If an individual Project Gutenberg™ electronic work is derived from texts not protected by U.S. copyright law (does not contain a notice indicating that it is posted with permission of the copyright holder), the work can be copied and distributed to anyone in the United States without paying any fees or charges. If you are redistributing or providing access to a work with the phrase "Project Gutenberg" associated with or appearing on the work, you must comply either with the requirements of paragraphs 1.E.1 through 1.E.7 or obtain permission for the use of the work and the Project Gutenberg™ trademark as set forth in paragraphs 1.E.8 or 1.E.9.

1.E.3. If an individual Project Gutenberg™ electronic work is posted with the permission of the copyright holder, your use and distribution must comply with both paragraphs 1.E.1 through 1.E.7 and any additional terms imposed by the copyright holder. Additional terms will be linked to the Project Gutenberg™ License for all works posted with the permission of the copyright holder found at the beginning of this work.

1.E.4. Do not unlink or detach or remove the full Project Gutenberg™ License terms from this work, or any files containing a part of this work or any other work associated with Project Gutenberg™.

1.E.5. Do not copy, display, perform, distribute or redistribute this electronic work, or any part of this electronic work, without prominently displaying the sentence set forth in paragraph 1.E.1 with active links or immediate access to the full terms of the Project Gutenberg™ License.

1.E.6. You may convert to and distribute this work in any binary, compressed, marked up, nonproprietary or proprietary form, including any word processing or hypertext form. However, if you provide access to or distribute copies of a Project Gutenberg™ work in a format other than "Plain Vanilla ASCII" or other format used in the official version posted on the official Project Gutenberg™ website (www.gutenberg.org), you must, at no additional cost, fee or expense to the user, provide a copy, a means of exporting a copy, or a means of obtaining a copy upon request, of the work in its original "Plain Vanilla ASCII" or other form. Any alternate format must include the full Project Gutenberg™ License as specified in paragraph 1.E.1.

1.E.7. Do not charge a fee for access to, viewing, displaying, performing, copying or distributing any Project Gutenberg™ works unless you comply with paragraph 1.E.8 or 1.E.9.

1.E.8. You may charge a reasonable fee for copies of or providing access to or distributing Project Gutenberg™ electronic works provided that:

- You pay a royalty fee of 20% of the gross profits you derive from the use of Project Gutenberg™ works calculated using the method you already use to calculate your applicable taxes. The fee is owed to the owner of the Project Gutenberg™ trademark, but he has agreed to donate royalties under this paragraph to the Project Gutenberg Literary Archive Foundation. Royalty payments must be paid within 60 days following each date on which you prepare (or are legally required to prepare) your periodic tax returns. Royalty payments should be

clearly marked as such and sent to the Project Gutenberg Literary Archive Foundation at the address specified in Section 4, "Information about donations to the Project Gutenberg Literary Archive Foundation."

- You provide a full refund of any money paid by a user who notifies you in writing (or by e-mail) within 30 days of receipt that s/he does not agree to the terms of the full Project Gutenberg™ License. You must require such a user to return or destroy all copies of the works possessed in a physical medium and discontinue all use of and all access to other copies of Project Gutenberg™ works.
- You provide, in accordance with paragraph 1.F.3, a full refund of any money paid for a work or a replacement copy, if a defect in the electronic work is discovered and reported to you within 90 days of receipt of the work.
- You comply with all other terms of this agreement for free distribution of Project Gutenberg™ works.

1.E.9. If you wish to charge a fee or distribute a Project Gutenberg™ electronic work or group of works on different terms than are set forth in this agreement, you must obtain permission in writing from the Project Gutenberg Literary Archive Foundation, the manager of the Project Gutenberg™ trademark. Contact the Foundation as set forth in Section 3 below.

1.F.

1.F.1. Project Gutenberg volunteers and employees expend considerable effort to identify, do copyright research on, transcribe and proofread works not protected by U.S. copyright law in creating the Project Gutenberg™ collection. Despite these efforts, Project Gutenberg™ electronic works, and the medium on which they may be stored, may contain "Defects," such as, but not limited to, incomplete, inaccurate or corrupt data, transcription errors, a copyright or other intellectual property infringement, a defective or damaged disk or other medium, a computer virus, or computer codes that damage or cannot be read by your equipment.

1.F.2. LIMITED WARRANTY, DISCLAIMER OF DAMAGES - Except for the "Right of Replacement or Refund" described in paragraph 1.F.3, the Project Gutenberg Literary Archive Foundation, the owner of the Project Gutenberg™ trademark, and any other party distributing a Project Gutenberg™ electronic work under this agreement, disclaim all liability to you for damages, costs and expenses, including legal fees. YOU AGREE THAT YOU HAVE NO REMEDIES FOR NEGLIGENCE, STRICT LIABILITY, BREACH OF WARRANTY OR BREACH OF CONTRACT EXCEPT THOSE PROVIDED IN PARAGRAPH 1.F.3. YOU AGREE THAT THE FOUNDATION, THE TRADEMARK OWNER, AND ANY DISTRIBUTOR UNDER THIS AGREEMENT WILL NOT BE LIABLE TO YOU FOR ACTUAL, DIRECT, INDIRECT, CONSEQUENTIAL, PUNITIVE OR INCIDENTAL DAMAGES EVEN IF YOU GIVE NOTICE OF THE POSSIBILITY OF SUCH DAMAGE.

1.F.3. LIMITED RIGHT OF REPLACEMENT OR REFUND - If you discover a defect in this electronic work within 90 days of receiving it, you can receive a refund of the money (if any) you paid for it by sending a written explanation to the person you received the work from. If you received the work on a physical medium, you must return the medium with your written explanation. The person or entity that provided you with the defective work may elect to provide a replacement copy in lieu of a refund. If you received the work electronically, the person or entity providing it to you may choose to give you a second opportunity to receive the work electronically in lieu of a refund. If the second copy is also defective, you may demand a refund in writing without further opportunities to fix the problem.

1.F.4. Except for the limited right of replacement or refund set forth in paragraph 1.F.3, this work is provided to you 'AS-IS', WITH NO OTHER WARRANTIES OF ANY KIND, EXPRESS OR IMPLIED, INCLUDING BUT NOT LIMITED TO WARRANTIES OF MERCHANTABILITY OR FITNESS FOR ANY PURPOSE.

1.F.5. Some states do not allow disclaimers of certain implied warranties or the exclusion or limitation of certain types of damages. If any disclaimer or limitation set forth in this agreement violates the law of the state applicable to this agreement, the agreement shall be interpreted to make the maximum disclaimer or limitation permitted by the applicable state law. The invalidity or unenforceability of any provision of this agreement shall not void the remaining provisions.

1.F.6. INDEMNITY - You agree to indemnify and hold the Foundation, the trademark owner, any agent or employee of the Foundation, anyone providing copies of Project Gutenberg™ electronic works in accordance with this agreement, and any volunteers associated with the production, promotion and distribution of Project Gutenberg™ electronic works, harmless from all liability, costs and expenses, including legal fees, that arise directly or indirectly from any of the following which you do or cause to occur: (a) distribution of this or any Project Gutenberg™ work, (b) alteration, modification, or additions or deletions to any Project Gutenberg™ work, and (c) any Defect you cause.

Section 2. Information about the Mission of Project Gutenberg™

Project Gutenberg™ is synonymous with the free distribution of electronic works in formats readable by the widest variety of computers including obsolete, old, middle-aged and new computers. It exists because of the efforts of hundreds of volunteers and donations from people in all walks of life.

Volunteers and financial support to provide volunteers with the assistance they need are critical to reaching Project Gutenberg™'s goals and ensuring that the Project Gutenberg™ collection will remain freely available for generations to come. In 2001, the Project Gutenberg Literary Archive Foundation was created to provide a secure and permanent future for Project Gutenberg™ and future generations. To learn more about the Project Gutenberg Literary Archive Foundation and how your efforts and donations can help, see Sections 3 and 4 and the Foundation information page at www.gutenberg.org.

Section 3. Information about the Project Gutenberg Literary Archive Foundation

The Project Gutenberg Literary Archive Foundation is a non-profit 501(c)(3) educational corporation organized under the laws of the state of Mississippi and granted tax exempt status by the Internal Revenue Service. The Foundation's EIN or federal tax identification number is 64-6221541. Contributions to the Project Gutenberg Literary Archive Foundation are tax deductible to the full extent permitted by U.S. federal laws and your state's laws.

The Foundation's business office is located at 809 North 1500 West, Salt Lake City, UT 84116, (801) 596-1887. Email contact links and up to date contact information can be found at the Foundation's website and official page at www.gutenberg.org/contact

Section 4. Information about Donations to the Project Gutenberg Literary Archive Foundation

Project Gutenberg™ depends upon and cannot survive without widespread public support and donations to carry out its mission of increasing the number of public domain and licensed works that can be freely distributed in machine-readable form accessible by the widest array of equipment including outdated equipment. Many small donations (\$1 to \$5,000) are particularly important to maintaining tax exempt status with the IRS.

The Foundation is committed to complying with the laws regulating charities and charitable donations in all 50 states of the United States. Compliance requirements are not uniform and it takes a considerable effort, much paperwork and many fees to meet and keep up with these requirements. We do not solicit donations in locations where we have not received written confirmation of compliance. To SEND DONATIONS or determine the status of compliance for any particular state visit www.gutenberg.org/donate.

While we cannot and do not solicit contributions from states where we have not met the solicitation requirements, we know of no prohibition against accepting unsolicited donations from donors in such states who approach us with offers to donate.

International donations are gratefully accepted, but we cannot make any statements concerning tax treatment of donations received from outside the United States. U.S. laws alone swamp our small staff.

Please check the Project Gutenberg web pages for current donation methods and addresses. Donations are accepted in a number of other ways including checks, online payments and credit card donations. To donate, please visit: www.gutenberg.org/donate

Section 5. General Information About Project Gutenberg™ electronic works

Professor Michael S. Hart was the originator of the Project Gutenberg™ concept of a library of electronic works that could be freely shared with anyone. For forty years, he produced and distributed Project Gutenberg™ eBooks with only a loose network of volunteer support.

Project Gutenberg™ eBooks are often created from several printed editions, all of which are confirmed as not protected by copyright in the U.S. unless a copyright notice is included. Thus, we do not necessarily keep eBooks in compliance with any particular paper edition.

Most people start at our website which has the main PG search facility: www.gutenberg.org.

This website includes information about Project Gutenberg™, including how to make donations to the Project Gutenberg Literary Archive Foundation, how to help produce our new eBooks, and how to subscribe to our email newsletter to hear about new eBooks.